City of Diamond Bar
City Council
Agenda

Steve Tye, Mayor
Ruth M. Low, Mayor Pro Tem
Andrew Chou, Council Member
Stan Liu, Council Member
Chia Yu Teng, Council Member

City Manager Dan Fox • City Attorney Omar Sandoval • City Clerk Kristina Santana

Meeting Date: Tuesday, June 2, 2026

Regular Meeting 6:30 p.m.

South Coast Air Quality Management District/Main Auditorium
21865 Copley Drive, Diamond Bar, CA 91765

WELCOME TO A MEETING OF THE DIAMOND BAR CITY COUNCIL

Meetings are open to the public, and you are invited to attend and participate.

Agendas for regular City Council meetings are available 72 hours prior to the meeting and are posted in the City's regular posting locations, on DBTV and on the City's website. The City Council may take action on any item listed on the agenda.

HOW TO ACCESS THE MEETING REMOTELY

Television: Spectrum Cable Channel 3 and Frontier FiOS television Channel 47

Internet: City's YouTube Channel (diamondbarca.gov/youtube)

Listen-Only: Call +1 (562) 247-8422, Access Code: 840-925-189

Participate: Join Go To Webinar (https://attendee.gotowebinar.com/register/5931742542227636055)

RESOURCES

Copies of agendas and agenda packets are on file and available for public inspection at the City Clerk's Office at 21810 Copley Drive, Diamond Bar, CA 91765 or online at www.diamondbarca.gov/agendas. For more information about agendas or rules of the City Council, please email the City Clerk's office (cityclerk@diamondbarca.gov) or call 909-839-7010.

AMERICANS WITH DISABILITY ACT ACCOMMODATION

In compliance with the Americans with Disabilities Act, if you need special assistance, a disability-related modification or accommodation, agenda materials in an alternative format, or auxiliary aids to participate in this meeting, please email the City Clerk's office (cityclerk@diamondbarca.gov) or call 909-839-7010 as soon as possible. Providing at least 72 hours' notice will help ensure that reasonable arrangements can be made.

PUBLIC INPUT

The public may provide public comment by attending the meeting in person, by sending an email, or

by logging into the teleconference. Please email public comments to the City Clerk (cityclerk@diamondbarca.gov) by 4:00 p.m. on the day of the meeting and indicate in the Subject Line "FOR PUBLIC COMMENT." Written comments will be distributed to the City Council Members, noted for the record at the meeting, and posted on the City's official agenda webpage: www.diamondbarca.gov/agendas. Please note that the meeting will proceed at the South Coast Air Quality Management District/Main Auditorium should comments by teleconferencing become infeasible due to an internet or power outage, or due to technical problems outside the City's control. If you wish to make certain that your comments are heard, please attend the meeting in person or send an email by 4:00 p.m. on the day of the meeting/hearing.

Speakers are limited to five (5) minutes per agenda item, unless the Mayor determines otherwise. The Mayor may adjust this time limit depending on the number of people wishing to speak, the complexity of the matter, the length of the agenda, the hour and any other relevant consideration. Speakers may address the Council only once on an agenda item, except during public hearings, when the applicant/appellant may be afforded a rebuttal. Any material to be submitted to the City Council at the meeting should be submitted through the City Clerk.

Public comments must be directed to the City Council. A person who disrupts the orderly conduct of the meeting after being warned by the Mayor or the Mayor's designee that their behavior is disrupting the meeting may result in the person being removed from the meeting.

LIVE MEETING NOTICE
This meeting is being video recorded and by participating you are giving your permission to be televised. This meeting will be rebroadcast every Saturday and Sunday at 9:00 a.m. and alternate Tuesdays at 8:00 p.m.

1. CALL TO ORDER: 6:30 p.m., Main Auditorium

PLEDGE OF ALLEGIANCE: Mayor Tye

INVOCATION: David Kim, Associate Pastor, Gateway Friends Church

ROLL CALL: Council Members Chou, Liu, Teng, Mayor Pro Tem Low, Mayor Tye

APPROVAL OF AGENDA: Mayor Tye

2. SPECIAL PRESENTATIONS, CERTIFICATES, PROCLAMATIONS: None.

3. CITY MANAGER REPORTS AND RECOMMENDATIONS:

4. PUBLIC COMMENTS:

"Public Comments" is the time reserved on each regular meeting agenda to provide an opportunity for members of the public to directly address the Council on Consent Calendar items or other matters of interest not on the agenda that are within the subject matter jurisdiction of the Council. Although the City Council values your comments, pursuant to the Brown Act, members of the City Council or Staff may briefly respond to public comments if necessary, but no extended discussion and no action on such matters may take place. There is a five-minute maximum time limit when addressing the City Council.

5. SCHEDULE OF FUTURE EVENTS:

5.1 Coffee with a Cop - June 4, 2026, 9:00 - 11:00 a.m., Tacitas Coffee, 574 N. Diamond Bar Blvd.

5.2 Planning Commission Meeting - June 9, 2026 - cancelled.

5.3 Blood Drive - June 16, 2026, 9:00 a.m. - 3:00 p.m., Grand View Ballroom, Diamond Bar Center, 1600 Grand Ave.

5.4 City Council Meeting - June 16, 2026, 2026, 6:30 p.m., South Coast Air Quality Management District - Auditorium, 21865 Copley Dr.

6. CONSENT CALENDAR:

All items listed on the Consent Calendar are considered by the City Council to be routine and will be acted on by a single motion unless a City Council Member or member of the public request otherwise, in which case, the item will be removed for separate consideration.

6.1 City Council Minutes of the May 19, 2026 Regular Meeting.

Recommended Action:
Approve the May 19, 2026 Regular City Council Meeting Minutes.

6.2 Ratification of Check Register Dated May 6, 2026 through May 19, 2026 totaling $2,276,633.91.

Recommended Action:
Ratify the Check Register.

6.3 Treasurer's Statement.

Recommended Action:
Approve the April 2026 Treasurer's Statement.

6.4 Three-Year Cooperation Agreement with the Los Angeles County Development Authority (LACDA) to Participate in the Los Angeles Urban County Community Development Block Grant (CDBG) Program for Fiscal Years 2027-28 Through 2029-30.

Recommended Action:
Adopt Resolution No. 2026-14 approving the City's continued participation in the Los Angeles Urban County CDBG Program and the execution of the 2027-2030 Cooperation Agreement between Los Angeles County and the City of Diamond Bar.

7. PUBLIC HEARINGS: None.

8. COUNCIL CONSIDERATION:

8.1 Brown Act Update (SB 707): Technology Disruption and Outreach Policies.

Recommended Action:

A. Adopt the "Disruption of Telephonic or Internet Service During Council Meetings" Policy in Compliance with Government Code § 54953.4(b)(1); and
B. Adopt the "Encouraging Public Participation in City Council Meetings" Policy in Compliance with Government Code § 54953.4(3)(C)(i).

8.2 Proposed Fiscal Year 2026/27 City Operating and Capital Improvement Program Budget, including establishment of the Appropriations Limit, Employee Compensation Plan, and Investment Policy.

Recommended Action:

A. Adopt Resolution No. 2026-15 approving the Proposed FY 2026/27 City Operating and Capital Improvement Program Budget;
B. Adopt Resolution No. 2026-16 establishing the appropriations limit for FY 2026/27 in the amount of $68,333,798;
C. Adopt Resolution No. 2026-17 establishing the FY 2026/27 compensation plan, salary ranges and fringe benefits for all employees; and
D. Adopt Resolution No. 2026-18 approving the FY 2026/27 Investment Policy.

9. COUNCIL SUB-COMMITTEE REPORTS AND MEETING ATTENDANCE REPORTS:

10. ADJOURNMENT:

CERTIFICATION
I, Kristina Santana, MMC, City Clerk, City of Diamond Bar, hereby certify, under penalty of perjury under the laws of the State of California that the foregoing notice was posted pursuant to Government Code Section 54950 Et. Seq., not less than 72 hours prior to the meeting, at the following locations: Diamond Bar City Hall Kiosk, Diamond Bar City Hall Bulletin Board, City website: www.diamondbarca.gov, and Diamond Bar Library.

Kristina Santana, MMC
City Clerk
Date Posted: May 28, 2026

CITY COUNCIL AGENDA REPORT

TO: Honorable Mayor and Members of the City Council

FROM: Daniel Fox, City Manager

SUBJECT: City Council Minutes of the May 19, 2026 Regular Meeting.

STRATEGIC GOAL: Open, Engaged and Responsive Government

RECOMMENDATION:

Approve the May 19, 2026 Regular City Council Meeting Minutes.

FINANCIAL IMPACT:

None.

BACKGROUND:

Government Code Section 36814 mandates the City Clerk to keep an accurate record of the City Council's proceedings.

ANALYSIS:

Minutes have been prepared and are being presented for approval.

PREPARED BY:

Kristina Santana, City Clerk, City Clerk's Office

ATTACHMENTS:

1. May 19, 2026 City Council Regular Meeting Minutes

CITY OF DIAMOND BAR
MINUTES OF THE CITY COUNCIL STUDY SESSION AND REGULAR MEETING
SOUTH COAST AIR QUALITY MANAGEMENT DISTRICT/CC-8/MAIN AUDITORIUM
21865 COPLEY DRIVE, DIAMOND BAR, CA 91765
MAY 19, 2026

1. STUDY SESSION: Mayor Tye opened the Study Session at 5:00 p.m. All Council Members were present.

1.1 Draft FY 2026/27 Operating Budget & Ten-Year General Fund Forecast.

FD/Jacobsen and ACM/McLean provided the staff presentation and responded to Council Member questions.

Mayor Tye adjourned the Study Session at 6:02 p.m.

2. CALL TO ORDER: Mayor Tye called the Regular City Council meeting to order at 6:30 p.m. in the South Coast Air Quality Management District Main Auditorium, 21865 Copley Drive, Diamond Bar, CA 91765.

PLEDGE OF ALLEGIANCE: Eunice Kim led the Pledge of Allegiance.

INVOCATION: Jim Wes, Director of Shepherding Ministries, Evangelical Free Church

ROLL CALL: Council Members Andrew Chou, Stan Liu, Chia Yu Teng, Mayor Pro Tem Ruth M. Low, Mayor Steve Tye

Absent: None.

Staff present in person: Dan Fox, City Manager; Omar Sandoval, City Attorney; Ryan McLean, Assistant City Manager; Anthony Santos, Assistant to the City Manager; Amy Haug, Human Resources/Risk Management Director; Jason Jacobsen, Finance Director; Ryan Wright, Parks & Recreation Director; David Liu, Public Works Director/City Engineer; Cecilia Arellano, Community Relations Manager; Joan Cruz, Administrative Coordinator; Kristina Santana, City Clerk.

Staff present telephonically: Greg Gubman, Community Development Director.

Others present: Jason Sotelo, Deputy, Diamond Bar/Walnut Sheriff's Station; Derrick Melendez, Deputy, Diamond Bar/Walnut Sheriff's Station; Stephen Tousey, Captain, Diamond Bar/Walnut Sheriff's Station; William Gamble, Assistant Fire Chief, Los Angeles County Fire Department.

APPROVAL OF AGENDA: CM/Fox confirmed there were no changes made to the agenda. Mayor Tye approved the agenda as presented.

3. SPECIAL PRESENTATIONS, CERTIFICATES, PROCLAMATIONS:

3.1 Mental Health Awareness Month Proclamation.

The City Council presented the proclamation to Eric Luan from Eastern Harmony Mental Health.

3.2 Certificates of Recognition to Diamond Bar High School Colorguard Varsity Team.

The City Council presented the certificates of recognition to Colorguard chaperones Angelica Clayton and Linda Huang.

4. CITY MANAGER REPORTS AND RECOMMENDATIONS: None.

5. PUBLIC COMMENTS:

The following provided public comments:

Sonia Reed, Making Spirits Bright
Cynthia Yu, Diamond Bar Library Manager
Stephen Tousey, Captain, Los Angeles County Sheriff's Department
Christopher Green, Deputy, Los Angeles County Sheriff's Department
William Gamble, Assistant Fire Chief, Los Angeles County Fire Department

CC/Santana reported that no emails were submitted and no guests on the teleconference line requested to speak under Public Comments.

6. SCHEDULE OF FUTURE EVENTS: CM/Fox presented the Schedule of Future Events.

7. CONSENT CALENDAR: C/Chou moved, MPT/Low seconded, to approve the Consent Calendar. Motion carried 5-0 by the following Roll Call vote:

AYES:	COUNCIL MEMBERS:	Chou, Liu, Teng, MPT/Low, M/Tye
NOES:	COUNCIL MEMBERS:	None
ABSENT:	COUNCIL MEMBERS:	None

7.1 Approved May 5, 2026 Regular Council Meeting Minutes.

7.2 Ratified Check Register Dated April 22, 2026 through May 5, 2026 Totaling $1,026,586.40.

7.3 Approved Third Amendment to Consultant Services Agreement with Torti Gallas + Partners.

7.4 Adopted Resolution Nos. 2026-11, 2026-12, and 2026-13, approving the

Declaration to Levy Assessments for Landscape Assessment District Nos. 38, 39-2022, and 41-2021 for Fiscal Year 2026/27.

8. PUBLIC HEARINGS:

8.1 City Vacancies, Recruitment and Retention Efforts.

HRD/Haug provided the staff presentation and responded to Council Member questions.

Mayor Tye opened the public hearing at 7:02 p.m.

No comments were given in person or submitted through email or teleconference.

Mayor Tye closed the public hearing at 7:02 p.m.

Mayor Tye asked if anyone in attendance would like to speak on behalf of American Federation of State, County & Municipal Employees (AFSCME) Local 917. There was none.

MPT/Low moved, C/Liu seconded, to receive and file the report.

Motion carried 5-0 by the following Roll Call vote:

AYES:	COUNCIL MEMBERS:	Chou, Liu, Teng, MPT/Low, M/Tye
NOES:	COUNCIL MEMBERS:	None
ABSENT:	COUNCIL MEMBERS:	None

9. COUNCIL CONSIDERATION: None.

10. COUNCIL SUBCOMMITTEE REPORTS AND MEETING ATTENDANCE REPORTS/COUNCIL MEMBER COMMENTS:

The following Council Members provided a report on meetings attended at the expense of the local agency per Government Code 53232.3(d).

Council Member Chou reported attending the Walnut Valley Unified School District Retirement Ceremony and the Contract Cities Annual Municipal Seminar.

Mayor Pro Tem Low reported attending the Contract Cities Annual Municipal Seminar.

Mayor Tye reported attending the Contract Cities Annual Municipal Seminar and displayed the award that the City received at the 2nd Annual Niagara Bottling State of Our Communities Summit.

11. ADJOURNMENT: With no further business to conduct, M/Tye adjourned the Regular City Council Meeting at 7:17 p.m.

Respectfully Submitted,

_____
Kristina Santana, City Clerk

The foregoing minutes are hereby approved this 2nd day of June, 2026.

_____
Steve Tye, Mayor

CITY COUNCIL AGENDA REPORT

TO: Honorable Mayor and Members of the City Council

FROM: Daniel Fox, City Manager

SUBJECT: Ratification of Check Register Dated May 6, 2026 through May 19, 2026 totaling $2,276,633.91.

STRATEGIC GOAL: Open, Engaged and Responsive Government

RECOMMENDATION:

Ratify the Check Register.

FINANCIAL IMPACT:

Expenditure of $2,276,633.91.

BACKGROUND:

The City has established the policy of issuing accounts payable checks on a bi-weekly basis with City Council ratification at the next scheduled City Council Meeting. The attached check register containing checks dated May 6, 2026 through May 19, 2026 totaling $2,276,633.91 is being presented for ratification.

ANALYSIS:

All payments have been made in compliance with the City's purchasing policies and procedures. The attached Affidavit affirms that the check register has been audited and deemed accurate.

PREPARED BY:

Luisa Allen, Senior Accounting Technician, Finance

ATTACHMENTS:

1. Check Register Affidavit 6-2-2026
2. Check Register 6-2-2026

CITY OF DIAMOND BAR
CHECK REGISTER AFFIDAVIT

The attached listings of demands, invoices, and claims in the form of a check register including checks dated May 6, 2026 through May 19, 2026 has been audited and is certified as accurate. Payments have been allowed from the following funds in these amounts:

Description	Amount
General Fund	$1,414,177.71
Measure W Local Return Fund	$5,957.44
Measure M Local Return Fund	$75,129.01
Prop A Transit Tax Fund	$15,388.54
Prop C Transit Tax Fund	$22,512.39
LLAD 38 Fund	$18,727.97
LLAD 41 Fund	$6,484.99
LLAD 39 Fund	$18,105.28
Measure R Local Return Fund	$780.91
Integrated Waste Mgmt - AB939	$10,888.39
Debt Svc Fund	$625,135.74
Vehicle Maint & Equip Fund	$20,303.35
Building Facility & Maint Fund	$5,593.19
PLHA Fund	$2,359.00
Community Dev Block Grant Fund	$33,470.00
OPEB Reserve Fund	$1,620.00
Cash Pool Fund	$0.00
Equip Maint & Replacement Fund	$0.00
	$2,276,633.91

Signed:

Andrea Campbell

Finance Supervisor
Andrea Campbell

City of Diamond Bar Check Register

CHECK #	CHECK DATE	VENDOR NAME	OTP VENDOR NAME	INVOICE DESCRIPTION	ORG	OBJECT	AMOUNT
18881	5/9/2026	SOUTHERN CALIFORNIA EDISON		PARKS (033026-042826)	100630	52210	$8,947.27
						CHECK TOTAL	**$8,947.27**
18882	5/13/2026	SOUTHERN CALIFORNIA EDISON		1600 GRAND AVE (040226-050326)	100510	52210	$7,280.20
						CHECK TOTAL	**$7,280.20**
18884	5/15/2026	US BANK ST PAUL		DEBT SERVICE PAYMENT - 6/1/2026	401	11000	($1,464.26)
	5/15/2026	US BANK ST PAUL		DEBT SERVICE PAYMENT - 6/1/2026	401510	57100	$96,600.00
	5/15/2026	US BANK ST PAUL		DEBT SERVICE PAYMENT - 6/1/2026	401510	57000	$530,000.00
						CHECK TOTAL	**$625,135.74**
18885	5/8/2026	PERS HEALTH		HEALTH INSURANCE PREMIUM MAY 2026	100220	50062	$67.99
	5/8/2026	PERS HEALTH		HEALTH INSURANCE PREMIUM MAY 2026	239	21106	$255.25
	5/8/2026	PERS HEALTH		HEALTH INSURANCE PREMIUM MAY 2026	241	21106	$255.25
	5/8/2026	PERS HEALTH		HEALTH INSURANCE PREMIUM MAY 2026	204	21106	$290.57
	5/8/2026	PERS HEALTH		HEALTH INSURANCE PREMIUM MAY 2026	203	21106	$435.83
	5/8/2026	PERS HEALTH		HEALTH INSURANCE PREMIUM MAY 2026	238	21106	$495.10
	5/8/2026	PERS HEALTH		HEALTH INSURANCE PREMIUM MAY 2026	201	21106	$613.05
	5/8/2026	PERS HEALTH		HEALTH INSURANCE PREMIUM MAY 2026	105220	50048	$1,620.00
	5/8/2026	PERS HEALTH		HEALTH INSURANCE PREMIUM MAY 2026	250	21106	$1,878.89
	5/8/2026	PERS HEALTH		HEALTH INSURANCE PREMIUM MAY 2026	206	21106	$2,868.24
	5/8/2026	PERS HEALTH		HEALTH INSURANCE PREMIUM MAY 2026	207	21106	$3,376.61
	5/8/2026	PERS HEALTH		HEALTH INSURANCE PREMIUM MAY 2026	100	21106	$69,378.52
						CHECK TOTAL	**$81,535.30**
18886	5/8/2026	TASC		FLEX SPENDING MEDICAL/CHILDCARE 05/08/2026	201	21118	$4.76
	5/8/2026	TASC		FLEX SPENDING MEDICAL/CHILDCARE 05/08/2026	238	21118	$8.12
	5/8/2026	TASC		FLEX SPENDING MEDICAL/CHILDCARE 05/08/2026	239	21118	$8.12
	5/8/2026	TASC		FLEX SPENDING MEDICAL/CHILDCARE 05/08/2026	241	21118	$8.12

City of Diamond Bar Check Register

CHECK #	CHECK DATE	VENDOR NAME	OTP VENDOR NAME	INVOICE DESCRIPTION	ORG	OBJECT	AMOUNT
	5/8/2026	TASC		FLEX SPENDING MEDICAL/CHILDCARE 05/08/2026	250	21118	$30.20
	5/8/2026	TASC		FLEX SPENDING MEDICAL/CHILDCARE 05/08/2026	207	21118	$45.02
	5/8/2026	TASC		FLEX SPENDING MEDICAL/CHILDCARE 05/08/2026	206	21118	$120.68
	5/8/2026	TASC		FLEX SPENDING MEDICAL/CHILDCARE 05/08/2026	100	21118	$1,946.01
						CHECK TOTAL	**$2,171.03**
18887	5/8/2026	VANTAGEPOINT TRNSFR AGNTS-303248		DEFERRED COMP CONTRIBUTIONS/LOAN PYMTS 05/08/2026	239	21109	$228.09
	5/8/2026	VANTAGEPOINT TRNSFR AGNTS-303248		DEFERRED COMP CONTRIBUTIONS/LOAN PYMTS 05/08/2026	241	21109	$228.09
	5/8/2026	VANTAGEPOINT TRNSFR AGNTS-303248		DEFERRED COMP CONTRIBUTIONS/LOAN PYMTS 05/08/2026	204	21109	$245.50
	5/8/2026	VANTAGEPOINT TRNSFR AGNTS-303248		DEFERRED COMP CONTRIBUTIONS/LOAN PYMTS 05/08/2026	238	21109	$354.11
	5/8/2026	VANTAGEPOINT TRNSFR AGNTS-303248		DEFERRED COMP CONTRIBUTIONS/LOAN PYMTS 05/08/2026	203	21109	$368.26
	5/8/2026	VANTAGEPOINT TRNSFR AGNTS-303248		DEFERRED COMP CONTRIBUTIONS/LOAN PYMTS 05/08/2026	201	21109	$409.40
	5/8/2026	VANTAGEPOINT TRNSFR AGNTS-303248		DEFERRED COMP CONTRIBUTIONS/LOAN PYMTS 05/08/2026	207	21109	$994.47
	5/8/2026	VANTAGEPOINT TRNSFR AGNTS-303248		DEFERRED COMP CONTRIBUTIONS/LOAN PYMTS 05/08/2026	206	21109	$2,644.12
	5/8/2026	VANTAGEPOINT TRNSFR AGNTS-303248		DEFERRED COMP CONTRIBUTIONS/LOAN PYMTS 05/08/2026	250	21109	$4,410.08
	5/8/2026	VANTAGEPOINT TRNSFR AGNTS-303248		DEFERRED COMP CONTRIBUTIONS/LOAN PYMTS 05/08/2026	100	21109	$60,861.09
						CHECK TOTAL	**$70,743.21**

City of Diamond Bar Check Register

CHECK #	CHECK DATE	VENDOR NAME	OTP VENDOR NAME	INVOICE DESCRIPTION	ORG	OBJECT	AMOUNT
18888	5/8/2026	CALPERS		PENSION CONTRIBUTION FOR PERIOD 04/18/26-05/01/26	239	21110	$156.65
	5/8/2026	CALPERS		PENSION CONTRIBUTION FOR PERIOD 04/18/26-05/01/26	241	21110	$156.65
	5/8/2026	CALPERS		PENSION CONTRIBUTION FOR PERIOD 04/18/26-05/01/26	204	21110	$186.08
	5/8/2026	CALPERS		PENSION CONTRIBUTION FOR PERIOD 04/18/26-05/01/26	238	21110	$257.95
	5/8/2026	CALPERS		PENSION CONTRIBUTION FOR PERIOD 04/18/26-05/01/26	203	21110	$279.09
	5/8/2026	CALPERS		PENSION CONTRIBUTION FOR PERIOD 04/18/26-05/01/26	201	21110	$377.60
	5/8/2026	CALPERS		PENSION CONTRIBUTION FOR PERIOD 04/18/26-05/01/26	207	21110	$1,456.51
	5/8/2026	CALPERS		PENSION CONTRIBUTION FOR PERIOD 04/18/26-05/01/26	206	21110	$1,660.06
	5/8/2026	CALPERS		PENSION CONTRIBUTION FOR PERIOD 04/18/26-05/01/26	250	21110	$2,148.30
	5/8/2026	CALPERS		PENSION CONTRIBUTION FOR PERIOD 04/18/26-05/01/26	100	21110	$46,251.92
						CHECK TOTAL	**$52,930.81**
18889	5/13/2026	EMPLOYMENT DEVELOPMENT DEPARTMENT		UI BENEFIT CHARGE 1ST QTR 2026	100220	50062	$1,819.00
						CHECK TOTAL	**$1,819.00**
18890	5/18/2026	SOUTHERN CALIFORNIA EDISON		TRAFFIC CONTROL - BREA CYN/FALLOWFIELD - TC-1	100655	52210	$224.50
						CHECK TOTAL	**$224.50**
18891	5/18/2026	SOUTHERN CALIFORNIA EDISON		SAFETY LIGHTS - 22805 GOLDEN SPRINGS - LS-2	100655	52210	$108.92
						CHECK TOTAL	**$108.92**
18892	5/18/2026	SOUTHERN CALIFORNIA EDISON		TRAFFIC CONTROL - 21010 WASHINGTON AVE - TC-1	100655	52210	$113.50
						CHECK TOTAL	**$113.50**
18893	5/18/2026	SOUTHERN CALIFORNIA EDISON		TRAFFIC CONTROL - 2201 DBB PED - TC-1	100655	52210	$31.67
						CHECK TOTAL	**$31.67**
18894	5/18/2026	SOUTHERN CALIFORNIA EDISON		TRAFFIC CONTROL - 1798 DBB/22566 GLDN SPRGS - TC-1	100655	52210	$218.42

City of Diamond Bar Check Register

CHECK #	CHECK DATE	VENDOR NAME	OTP VENDOR NAME	INVOICE DESCRIPTION	ORG	OBJECT	AMOUNT
						CHECK TOTAL	**$218.42**
18895	5/19/2026	AFLAC		SUPP INSURANCE PREMIUM APRIL 2026	201	21117	($0.66)
	5/19/2026	AFLAC		SUPP INSURANCE PREMIUM APRIL 2026	239	21117	($0.07)
	5/19/2026	AFLAC		SUPP INSURANCE PREMIUM APRIL 2026	241	21117	($0.07)
	5/19/2026	AFLAC		SUPP INSURANCE PREMIUM APRIL 2026	204	21117	$18.05
	5/19/2026	AFLAC		SUPP INSURANCE PREMIUM APRIL 2026	203	21117	$27.05
	5/19/2026	AFLAC		SUPP INSURANCE PREMIUM APRIL 2026	207	21117	$30.01
	5/19/2026	AFLAC		SUPP INSURANCE PREMIUM APRIL 2026	250	21117	$108.59
	5/19/2026	AFLAC		SUPP INSURANCE PREMIUM APRIL 2026	206	21117	$187.82
	5/19/2026	AFLAC		SUPP INSURANCE PREMIUM APRIL 2026	100	21117	$1,381.30
						CHECK TOTAL	**$1,752.02**
18896	5/19/2026	AIRGAS INC		ARGON RENTAL (040126-043026)	100630	51200	$116.66
						CHECK TOTAL	**$116.66**
18897	5/19/2026	ALEXANDER PARK		INSTRUCTOR PAYMENT - GUITAR - WS26	100520	55320	$1,320.00
						CHECK TOTAL	**$1,320.00**
18898	5/19/2026	EIDIM GROUP INC		CABLE CAST CLOSED CAPTIONING	100240	51200	$960.00
						CHECK TOTAL	**$960.00**
18899	5/19/2026	ANIMAL PEST MANAGEMENT SERVICES INC		PEST MANAGEMENT SERVICES (040126-043026)	100630	52320	$70.00
	5/19/2026	ANIMAL PEST MANAGEMENT SERVICES INC		PEST MANAGEMENT SERVICES (040126-043026)	100510	52320	$105.00
	5/19/2026	ANIMAL PEST MANAGEMENT SERVICES INC		PEST MANAGEMENT SERVICES (040126-043026)	100630	52320	$120.00
						CHECK TOTAL	**$295.00**
18900	5/19/2026	ARCHITERRA INC		PL2025-29 1400 MONTEFINO	100	22107	$187.50
	5/19/2026	ARCHITERRA INC		PL2022-62 2626 WAGON TRAIN	100	22107	$500.00
						CHECK TOTAL	**$687.50**
18901	5/19/2026	BARR & CLARK INC		CDBG HIP 322 LOWRY - 1751 AUTUMNGLOW DRIVE	225440	55570	$1,242.00
	5/19/2026	BARR & CLARK INC		CDBG HIP 322 LOWRY - 1751 AUTUMNGLOW DRIVE CL INS	225440	55570	$670.00

City of Diamond Bar Check Register

CHECK #	CHECK DATE	VENDOR NAME	OTP VENDOR NAME	INVOICE DESCRIPTION	ORG	OBJECT	AMOUNT
						CHECK TOTAL	**$1,912.00**
18902	5/19/2026	ROBYN A BECKWITH		INTERIOR PLANT SERVICE (050126)	100510	52320	$275.00
	5/19/2026	ROBYN A BECKWITH		INTERIOR PLANT SERVICE (050126)	100620	51200	$380.00
						CHECK TOTAL	**$655.00**
18903	5/19/2026	JOHN E BISHOP		INSTURCTOR PAYMENT - FITNESS - WS 26	100520	55320	$180.00
						CHECK TOTAL	**$180.00**
18904	5/19/2026	BLUEBEAM INC		ANNUAL SUPPORT - BLUEBEAM REVUE - FY 25/26	100230	52314	$4,389.00
						CHECK TOTAL	**$4,389.00**
18905	5/19/2026	BREA AQUATICS ASSOCIATION INC		BREA AQUATICS CONTRACT CLASSES	100520	55320	$3,210.00
						CHECK TOTAL	**$3,210.00**
18906	5/19/2026	KATHY BREAUX		INSTRUCTOR PAYMENT - ART - WS 26	100520	55320	$141.60
	5/19/2026	KATHY BREAUX		INSTRUCTOR PAYMENT - ART - WS 26	100520	55320	$212.40
						CHECK TOTAL	**$354.00**
18907	5/19/2026	BRIAN E WORTHINGTON		PC STIPEND FEBRUARY 2026	100410	52525	$65.00
	5/19/2026	BRIAN E WORTHINGTON		PC STIPEND MARCH 2026	100410	52525	$65.00
						CHECK TOTAL	**$130.00**
18908	5/19/2026	BUBBLEMANIA AND COMPANY LA LLC		DAY CAMP ENTERTAINMENT ON JUNE 3, 2026	100520	55315	$475.00
						CHECK TOTAL	**$475.00**
18909	5/19/2026	CAL POLY POMONA FOUNDATION INC		QUARTER PAGE ADVERTISEMENT	250170	52160	$300.00
						CHECK TOTAL	**$300.00**
18910	5/19/2026	CHEM PRO LABORATORY INC		WATER TREATMENT (CITYHALL/MAY)	100630	52320	$187.95
	5/19/2026	CHEM PRO LABORATORY INC		DBC (QUATERLY SERVICE 050126)	100510	52320	$193.76
						CHECK TOTAL	**$381.71**
18911	5/19/2026	CHICAGO TITLE COMPANY		PHLA HIP 323 WANG 23515 GRAND RIM CT.	224440	55580	$65.00
	5/19/2026	CHICAGO TITLE COMPANY		PHLA HIP 323 WANG 23515 GRAND RIM CT.	224440	55580	$34.00
						CHECK TOTAL	**$99.00**

City of Diamond Bar Check Register

CHECK #	CHECK DATE	VENDOR NAME	OTP VENDOR NAME	INVOICE DESCRIPTION	ORG	OBJECT	AMOUNT
18912	5/19/2026	CORODATA MEDIA STORAGE INC		DAILY TAPE ROTATION & STORAGE - APR 2026	100230	54030	$824.10
						CHECK TOTAL	**$824.10**
18913	5/19/2026	CT & T CONCRETE PAVING INC		ROAD MAINTENANCE SERVICES (PONY FIELDS 042326)	100655	55512	$71,876.16
	5/19/2026	CT & T CONCRETE PAVING INC		ROAD MAINTENANCE SERVICES (A&C REPAIR @WALNUT DR)	100655	55512	$72,093.78
						CHECK TOTAL	**$143,969.94**
18914	5/19/2026	DAPEER ROSENBLIT & LITVAK LLP		SPECIAL LEGAL COUNSEL CODE ENFORCEMENT	100120	54024	$2,002.70
	5/19/2026	DAPEER ROSENBLIT & LITVAK LLP		SPECIAL LEGAL COUNSEL CODE ENFORCEMENT	100120	54024	$75.00
	5/19/2026	DAPEER ROSENBLIT & LITVAK LLP		SPECIAL LEGAL COUNSEL CODE ENFORCEMENT	100120	54024	$1,994.56
						CHECK TOTAL	**$4,072.26**
18915	5/19/2026	DELTA DENTAL		HMO DENTAL INSURANCE PREMIUM MAY 2026	250	21105	$0.66
	5/19/2026	DELTA DENTAL		HMO DENTAL INSURANCE PREMIUM MAY 2026	206	21105	$0.96
	5/19/2026	DELTA DENTAL		HMO DENTAL INSURANCE PREMIUM MAY 2026	207	21105	$0.96
	5/19/2026	DELTA DENTAL		HMO DENTAL INSURANCE PREMIUM MAY 2026	201	21105	$1.61
	5/19/2026	DELTA DENTAL		HMO DENTAL INSURANCE PREMIUM MAY 2026	100	21105	$159.45
						CHECK TOTAL	**$163.64**
18916	5/19/2026	DELTA DENTAL INSURANCE COMPANY		PPO DENTAL INSURANCE PREMIUM MAY 2026	204	21105	$16.46
	5/19/2026	DELTA DENTAL INSURANCE COMPANY		PPO DENTAL INSURANCE PREMIUM MAY 2026	239	21105	$21.05
	5/19/2026	DELTA DENTAL INSURANCE COMPANY		PPO DENTAL INSURANCE PREMIUM MAY 2026	241	21105	$21.05
	5/19/2026	DELTA DENTAL INSURANCE COMPANY		PPO DENTAL INSURANCE PREMIUM MAY 2026	203	21105	$24.70
	5/19/2026	DELTA DENTAL INSURANCE COMPANY		PPO DENTAL INSURANCE PREMIUM MAY 2026	201	21105	$33.10
	5/19/2026	DELTA DENTAL INSURANCE COMPANY		PPO DENTAL INSURANCE PREMIUM MAY 2026	238	21105	$36.60

City of Diamond Bar Check Register

CHECK #	CHECK DATE	VENDOR NAME	OTP VENDOR NAME	INVOICE DESCRIPTION	ORG	OBJECT	AMOUNT
	5/19/2026	DELTA DENTAL INSURANCE COMPANY		PPO DENTAL INSURANCE PREMIUM MAY 2026	207	21105	$205.97
	5/19/2026	DELTA DENTAL INSURANCE COMPANY		PPO DENTAL INSURANCE PREMIUM MAY 2026	206	21105	$219.39
	5/19/2026	DELTA DENTAL INSURANCE COMPANY		PPO DENTAL INSURANCE PREMIUM MAY 2026	250	21105	$328.14
	5/19/2026	DELTA DENTAL INSURANCE COMPANY		PPO DENTAL INSURANCE PREMIUM MAY 2026	100	21105	$4,629.57
						CHECK TOTAL	**$5,536.03**
18917	5/19/2026	DEPARTMENT OF INDUSTRIAL RELATIONS		OHSA ELEVATOR INSPECTION FEE (DBC) FY25-26	100510	52320	$125.00
						CHECK TOTAL	**$125.00**
18918	5/19/2026	DEPARTMENT OF JUSTICE		LIVESCAN FEES	100220	52510	$96.00
						CHECK TOTAL	**$96.00**
18919	5/19/2026	DEPT OF TRANSPORTATION		TS MAINT SHARED W/CALTRANS - JAN - MAR 2026	100655	55536	$4,027.00
						CHECK TOTAL	**$4,027.00**
18920	5/19/2026	DIAMOND BAR STORAGE OWNER LLC		STORAGE UNITS CDD/PLANNING	100420	52302	$880.00
						CHECK TOTAL	**$880.00**
18921	5/19/2026	DOMESTIC DIESEL AND AUTO SERVICE		FLEET VEHICLE MAINT REPAIRS (LIC#1407074)	502630	52312	$9,716.30
						CHECK TOTAL	**$9,716.30**
18922	5/19/2026	DUNN EDWARDS CORPORATION		SUNSET CROSSING PARK/PONY FIELDS PAINTS	100630	52320	$342.35
						CHECK TOTAL	**$342.35**
18923	5/19/2026	ECOFERT INC		FERTILIZER INJECTION SYSTEM - APRIL 2026	100630	52320	$1,207.00
						CHECK TOTAL	**$1,207.00**
18924	5/19/2026	FRESHMOBILECA LLC		FLEET VEHICLE INT/EXT WASH SERVICE 032026	502430	52312	$79.80
	5/19/2026	FRESHMOBILECA LLC		FLEET VEHICLE INT/EXT WASH SERVICE 032026	502655	52312	$79.80
	5/19/2026	FRESHMOBILECA LLC		FLEET VEHICLE INT/EXT WASH SERVICE 032026	502620	52312	$119.70
	5/19/2026	FRESHMOBILECA LLC		FLEET VEHICLE INT/EXT WASH SERVICE 032026	502630	52312	$159.60

City of Diamond Bar Check Register

CHECK #	CHECK DATE	VENDOR NAME	OTP VENDOR NAME	INVOICE DESCRIPTION	ORG	OBJECT	AMOUNT
	5/19/2026	FRESHMOBILECA LLC		FLEET WASHING SERVICE 050226	502430	52312	$110.00
	5/19/2026	FRESHMOBILECA LLC		FLEET WASHING SERVICE 050226	502655	52312	$110.00
	5/19/2026	FRESHMOBILECA LLC		FLEET WASHING SERVICE 050226	502620	52312	$165.00
	5/19/2026	FRESHMOBILECA LLC		FLEET WASHING SERVICE 050226	502630	52312	$220.00
						CHECK TOTAL	**$1,043.90**
18925	5/19/2026	FRONTIER COMMUNICATIONS CORP		SUMMARY BILL/INTERNET SERVICE - MAY 2026	100230	54030	$800.00
	5/19/2026	FRONTIER COMMUNICATIONS CORP		SUMMARY BILL/INTERNET SERVICE - MAY 2026	100230	54030	$528.91
						CHECK TOTAL	**$1,328.91**
18926	5/19/2026	FUN EXPRESS LLC		DAY CAMP SUPPLIES	100520	51200	$380.48
	5/19/2026	FUN EXPRESS LLC		DAY CAMP SUPPLIES	100520	51200	$82.84
						CHECK TOTAL	**$463.32**
18927	5/19/2026	GO LIVE TECHNOLOGY INC		PS - ELM PROJECT MGMT HOURS - APR 2025	503230	56135	$7,625.00
						CHECK TOTAL	**$7,625.00**
18928	5/19/2026	GOTO COMMUNICATIONS INC		CITYWIDE ANALOG PHONE SYSTEM - MAY 2026	100230	52200	$2,739.14
						CHECK TOTAL	**$2,739.14**
18929	5/19/2026	WOODS MAINTENANCE SERVICES INC		GRAFFITI REMOVAL APRIL 2026	100430	55540	$3,655.00
						CHECK TOTAL	**$3,655.00**
18930	5/19/2026	H & L CHARTER CO INC		SENIOR EXCURSION TRANSPORATION, 25/26	206520	55310	$2,166.00
						CHECK TOTAL	**$2,166.00**
18931	5/19/2026	HARKINS INVESTMENTS LLC		DAY CAMP EXCURSION JUNE 23, 2026	100520	53520	$833.00
						CHECK TOTAL	**$833.00**
18932	5/19/2026	HOME DEPOT CREDIT SERVICES		MAINTENANCE SUPPLIES (GC042726)	100630	51200	$296.63
	5/19/2026	HOME DEPOT CREDIT SERVICES		MAINTENANCE SUPPLIES (GC041626)	100630	51200	$413.35
						CHECK TOTAL	**$709.98**
18933	5/19/2026	HUMANE SOCIETY OF POMONA VALLEY INC		ANIMAL CONTROL SERVICES IN APRIL 2026	100340	55404	$43,843.42

City of Diamond Bar Check Register

CHECK #	CHECK DATE	VENDOR NAME	OTP VENDOR NAME	INVOICE DESCRIPTION	ORG	OBJECT	AMOUNT
						CHECK TOTAL	**$43,843.42**
18934	5/19/2026	IMPROV 2 IMPROVEMENT		DAY CAMP STAFF TRAINING	100520	52500	$3,000.00
						CHECK TOTAL	**$3,000.00**
18935	5/19/2026	J & J'S SPORTS & TROPHIES		RECREATION STAFF HATS	100520	51200	$938.60
	5/19/2026	J & J'S SPORTS & TROPHIES		VOLUNTEEN TEE SHIRTS	100520	51200	$863.13
	5/19/2026	J & J'S SPORTS & TROPHIES		DAY CAMP TEE SHIRTS	100520	51200	$2,239.86
						CHECK TOTAL	**$4,041.59**
18936	5/19/2026	JASON VERHOLTZ		BACKFLOW REPAIR @ DBC	100510	52320	$584.21
						CHECK TOTAL	**$584.21**
18937	5/19/2026	JEFFREY D SIMPSON		LAYOUT AND DESIGN OF JUNE 2026 NEWSLETTER	100240	54900	$1,775.00
						CHECK TOTAL	**$1,775.00**
18938	5/19/2026	JUCCHOU CORP		CONTRACT CLASS - GOLF	100520	55320	$240.00
						CHECK TOTAL	**$240.00**
18939	5/19/2026	JYL GROUP INC		INSTRUCTOR PAYMENT - FITNESS - WS 26	100520	55320	$65.40
						CHECK TOTAL	**$65.40**
18940	5/19/2026	KALIBER ROOFING INC		HIP323 PLHA WANG 23515 GRAND RIM CT.	224440	55580	$2,260.00
						CHECK TOTAL	**$2,260.00**
18941	5/19/2026	KENS HARDWARE		ROAD MAINTENENCE SUPPLIES JG 041526	100655	51250	$16.66
						CHECK TOTAL	**$16.66**
18942	5/19/2026	KIMBERLY DOWNEY ESMOND		CONTRACT CLASS - YOUTH DANCE	100520	55320	$2,394.00
						CHECK TOTAL	**$2,394.00**
18943	5/19/2026	LEE CHEN MAO		PC STIPEND FEBRUARY 2026	100410	52525	$65.00
	5/19/2026	LEE CHEN MAO		PC STIPEND MARCH 2026	100410	52525	$65.00
						CHECK TOTAL	**$130.00**
18944	5/19/2026	LEI WANG		INSTRUCTOR PAYMENT - MUSIC - WS 26	100520	55320	$216.00
						CHECK TOTAL	**$216.00**
18945	5/19/2026	LOCAL AGENCY ENGINEERING ASSOCIATES INC		PS - ON-CALL ENGR/ARCHITECTURAL SVCS - APR 2026	207615	54400	$16,219.50

City of Diamond Bar Check Register

CHECK #	CHECK DATE	VENDOR NAME	OTP VENDOR NAME	INVOICE DESCRIPTION	ORG	OBJECT	AMOUNT
						CHECK TOTAL	**$16,219.50**
18946	5/19/2026	LOS ANGELES COUNTY SHERIFF'S DEPT		FY2025-26 SHERIFF GEN LAW MAR 2026	100310	55400	$716,922.82
	5/19/2026	LOS ANGELES COUNTY SHERIFF'S DEPT		FY2025-26 SHERIFF CAV CHAPEL FEB 2026	100310	55402	$11,061.02
						CHECK TOTAL	**$727,983.84**
18947	5/19/2026	LSL, LLP		PROF. SVCS - INTERIM AUDIT 2026	100210	54010	$16,720.00
						CHECK TOTAL	**$16,720.00**
18948	5/19/2026	MARY BASHFORD		CDBG HIP 322 LOWRY - 1751 AUTUMNGLOW DRIVE - CONT	225440	55570	$28,403.00
	5/19/2026	MARY BASHFORD		CDBG HIP 322 LOWRY - 1751 AUTUMNGLOW DRIVE - CONT	225440	55570	$3,155.00
						CHECK TOTAL	**$31,558.00**
18949	5/19/2026	MCE CORPORATION		LANDSCAPE MAINTENANCE (LLAD39/BACKFLOW REPAIR)	239639	55524	$3,277.20
	5/19/2026	MCE CORPORATION		LANDSCAPE MAINTENANCE (LLAD38/AS NEEDED)	238638	52320	$574.10
	5/19/2026	MCE CORPORATION		LANDSCAPE MAINTENANCE (LLAD38/39/41 - APRIL 2026)	241641	55524	$5,797.59
	5/19/2026	MCE CORPORATION		LANDSCAPE MAINTENANCE (LLAD38/39/41 - APRIL 2026)	239639	55524	$14,140.68
	5/19/2026	MCE CORPORATION		LANDSCAPE MAINTENANCE (LLAD38/39/41 - APRIL 2026)	238638	55524	$16,970.88
	5/19/2026	MCE CORPORATION		ROAD MAINTENANCE (APRIL 2026)	100655	55530	$2,001.94
	5/19/2026	MCE CORPORATION		ROAD MAINTENANCE (APRIL 2026)	201655	55530	$3,220.70
	5/19/2026	MCE CORPORATION		ROAD MAINTENANCE (APRIL 2026)	100655	55528	$12,571.11
						CHECK TOTAL	**$58,554.20**
18950	5/19/2026	MERCURY DISPOSAL SYSTEMS INC		BATTERY & BULB RECYCLING ACE HARDWARE	250170	55000	$1,205.80
						CHECK TOTAL	**$1,205.80**
18951	5/19/2026	METROLINK		METROLINK PASSES - APRIL 2026	206650	55610	$738.00
	5/19/2026	METROLINK		METROLINK PASSES - APRIL 2026	206650	55620	$2,952.00
						CHECK TOTAL	**$3,690.00**
18952	5/19/2026	MONICA FLORES		INSTRUCTOR PAYMENT - ENRICHMENT - WS26	100520	55320	$840.00

City of Diamond Bar Check Register

CHECK #	CHECK DATE	VENDOR NAME	OTP VENDOR NAME	INVOICE DESCRIPTION	ORG	OBJECT	AMOUNT
	5/19/2026	MONICA FLORES		INSTRUCTOR PAYMENT - EDUCATION - WS 26	100520	55320	$792.00
						CHECK TOTAL	**$1,632.00**
18953	5/19/2026	NICHOLS CONSULTING ENGINEERS, CHTD		ROAD REHAB/ADA CURB RAMP - FY 25-26	203615	56101	$73,957.64
						CHECK TOTAL	**$73,957.64**
18954	5/19/2026	NOVA LANDSCAPE GROUP INC		LANDSCAPE MAINTENANCE SERVICES (PARKS- APRIL 2026)	201630	55505	$1,250.00
	5/19/2026	NOVA LANDSCAPE GROUP INC		LANDSCAPE MAINTENANCE SERVICES (PARKS- APRIL 2026)	100510	55505	$6,240.24
	5/19/2026	NOVA LANDSCAPE GROUP INC		LANDSCAPE MAINTENANCE SERVICES (PARKS- APRIL 2026)	100630	55505	$44,618.54
						CHECK TOTAL	**$52,108.78**
18955	5/19/2026	OFFICE OF THE STATE CONTROLLER		ANNUAL STREET REPORT - FY 24/25	100210	54900	$3,491.54
						CHECK TOTAL	**$3,491.54**
18956	5/19/2026	OFFICE SOLUTIONS		OFFICE SUPPLIES - APRIL 2026	100140	51200	$6.31
	5/19/2026	OFFICE SOLUTIONS		OFFICE SUPPLIES - APRIL 2026	100610	51200	$44.13
	5/19/2026	OFFICE SOLUTIONS		OFFICE SUPPLIES - APRIL 2026	100655	51250	$63.93
	5/19/2026	OFFICE SOLUTIONS		OFFICE SUPPLIES - APRIL 2026	100210	51200	$76.32
	5/19/2026	OFFICE SOLUTIONS		OFFICE SUPPLIES - APRIL 2026	100420	51200	$89.44
	5/19/2026	OFFICE SOLUTIONS		OFFICE SUPPLIES - APRIL 2026	100350	51200	$92.90
	5/19/2026	OFFICE SOLUTIONS		OFFICE SUPPLIES - APRIL 2026	100520	51200	$115.31
	5/19/2026	OFFICE SOLUTIONS		OFFICE SUPPLIES - APRIL 2026	100220	51200	$168.43
	5/19/2026	OFFICE SOLUTIONS		OFFICE SUPPLIES - APRIL 2026	100410	51200	$186.95
	5/19/2026	OFFICE SOLUTIONS		OFFICE SUPPLIES - APRIL 2026	100510	51200	$228.34
						CHECK TOTAL	**$1,072.06**
18957	5/19/2026	ONE TIME PAY VENDOR	ALISANDE IVIE-ROBINSON	FACILITY REFUND	100	20202	$200.00
						CHECK TOTAL	**$200.00**
18958	5/19/2026	ONE TIME PAY VENDOR	BHAVI PANDYA	FACILITY REFUND	100	20202	$300.00
						CHECK TOTAL	**$300.00**

City of Diamond Bar Check Register

CHECK #	CHECK DATE	VENDOR NAME	OTP VENDOR NAME	INVOICE DESCRIPTION	ORG	OBJECT	AMOUNT
18959	5/19/2026	ONE TIME PAY VENDOR	FRANCES MUNIZ	FACILITY REFUND	100	20202	$100.00
						CHECK TOTAL	**$100.00**
18960	5/19/2026	ONE TIME PAY VENDOR	GARRET KANEMARU	FACILITY REFUND	100	20202	$100.00
						CHECK TOTAL	**$100.00**
18961	5/19/2026	ONE TIME PAY VENDOR	JEANNE LEE	FACILITY REFUND	100	20202	$100.00
						CHECK TOTAL	**$100.00**
18962	5/19/2026	ONE TIME PAY VENDOR	JOANNA SIFUENTES	FACILITY REFUND	100	20202	$200.00
						CHECK TOTAL	**$200.00**
18963	5/19/2026	ONE TIME PAY VENDOR	MOHAMMAD TALAL QURESHI	FACILITY REFUND	100	20202	$512.70
						CHECK TOTAL	**$512.70**
18964	5/19/2026	ONE TIME PAY VENDOR	RICHARD BANUELOS	FACILITY REFUND	100	20202	$1,298.00
						CHECK TOTAL	**$1,298.00**
18965	5/19/2026	ONE TIME PAY VENDOR	SUZANNE ZHANG	FACILITY REFUND	100	20202	$100.00
						CHECK TOTAL	**$100.00**
18966	5/19/2026	ONE TIME PAY VENDOR	UNITED ABACUS ARITHMETIC ASSOCIATION	FACILITY REFUND	100	20202	$540.00
						CHECK TOTAL	**$540.00**
18967	5/19/2026	ONE TIME PAY VENDOR	YANNWEN BRAUN-LIANG	RECREATION REFUND	100	20202	$60.00
						CHECK TOTAL	**$60.00**
18968	5/19/2026	ONE TIME PAY VENDOR	DANNETTE MANSFIELD	REIMB - CALED ANNL CONF 4/15-4/17/26	100150	52415	$119.92
						CHECK TOTAL	**$119.92**
18969	5/19/2026	ONE TIME PAY VENDOR	RYAN MCLEAN	REIMB - CALED CONF 4/15-4/17/26	100150	52415	$32.63
						CHECK TOTAL	**$32.63**
18970	5/19/2026	ONE TIME PAY VENDOR - CND REFUND	ALL QUALITY ROOFING	C&D REFUND: 615 HOPI ST	100	22105	$250.00
						CHECK TOTAL	**$250.00**
18971	5/19/2026	ONE TIME PAY VENDOR - CND REFUND	ALL SERVICE ROOFING	C&D REFUND: 226 LA BONITA RD	100	22105	$250.00

City of Diamond Bar Check Register

CHECK #	CHECK DATE	VENDOR NAME	OTP VENDOR NAME	INVOICE DESCRIPTION	ORG	OBJECT	AMOUNT
						CHECK TOTAL	**$250.00**
18972	5/19/2026	ONE TIME PAY VENDOR - CND REFUND	ROSEEN BUILDERS INC	C&D REFUND: 1540 BRIDGEGATE DR, STE 100	100	22105	$250.00
						CHECK TOTAL	**$250.00**
18973	5/19/2026	ONE TIME PAY VENDOR - CND REFUND	SHUNDE ROOFING	C&D REFUND: 21416 BELLA PINE DR	100	22105	$250.00
						CHECK TOTAL	**$250.00**
18974	5/19/2026	OOTWI INC		DAY CAMP ENTERTAINMENT ON JUNE 10	100520	55315	$595.00
						CHECK TOTAL	**$595.00**
18975	5/19/2026	OTIS ELEVATOR COMPANY		CITYHALL UPGRADES PROJECT (FUEL SURCHARGE 030926)	504620	56100	$175.00
						CHECK TOTAL	**$175.00**
18976	5/19/2026	PAPER RECYCLING & SHREDDING		4.29.26 RECORDS DESTRUCTION, 2 CH CONSOLES	250170	55000	$136.00
						CHECK TOTAL	**$136.00**
18977	5/19/2026	PIVOTAL STRATEGIES LLC		PUBLIC EDUCATION AND OUTREACH SERVICES	100130	54900	$7,000.00
						CHECK TOTAL	**$7,000.00**
18978	5/19/2026	PROTECTION ONE INC		CITYHALL (MONITOR EXTND SVS 052926-062826)	100620	52320	$49.59
						CHECK TOTAL	**$49.59**
18979	5/19/2026	PUBLIC STORAGE #23051		PARKS AND RECREATION OFF SITE STORAGE UNITS	100520	52302	$927.00
	5/19/2026	PUBLIC STORAGE #23051		PARKS AND RECREATION OFF SITE STORAGE UNITS	100520	52302	$971.00
	5/19/2026	PUBLIC STORAGE #23051		COMMUNITY RELATIONS OFFSITE STORAGE RENTAL - JUNE	100240	52302	$1,045.00
						CHECK TOTAL	**$2,943.00**
18980	5/19/2026	PYRO COMM SYSTEMS INC		CITY HALL FIRE ALARM SYSTEM REPLACEMENT(PYRO COMM)	504620	56100	$5,418.19
	5/19/2026	PYRO COMM SYSTEMS INC		DBC QTRLY FIRE ALARM MONITOR	100510	52320	$135.00
	5/19/2026	PYRO COMM SYSTEMS INC		HERITAGE PARK FIRE ALARM MONITOR QTRLY	100630	52320	$195.00
						CHECK TOTAL	**$5,748.19**

City of Diamond Bar Check Register

CHECK #	CHECK DATE	VENDOR NAME	OTP VENDOR NAME	INVOICE DESCRIPTION	ORG	OBJECT	AMOUNT
18981	5/19/2026	REGIONAL TAP SERVICE CENTER		FOOTHILL PASSES - APRIL 2026	206650	55610	$318.04
	5/19/2026	REGIONAL TAP SERVICE CENTER		FOOTHILL PASSES - APRIL 2026	206650	55620	$1,272.16
						CHECK TOTAL	**$1,590.20**
18982	5/19/2026	RKA CONSULTING GROUP		BUILDING & SAFETY CONTRACT SERVICES - MAR 2026	100420	55100	$76,675.16
						CHECK TOTAL	**$76,675.16**
18983	5/19/2026	ROTH STAFFING COMPANIES, LP		TEMP STAFFING - FINANCE WK 5/8/2026	100210	54900	$1,420.80
	5/19/2026	ROTH STAFFING COMPANIES, LP		TEMP STAFFING - CITY CLERK WK 5/8/2026	100140	54900	$312.00
	5/19/2026	ROTH STAFFING COMPANIES, LP		TEMP STAFFING - FINANCE WK 05/15/2026	100210	54900	$1,420.80
						CHECK TOTAL	**$3,153.60**
18984	5/19/2026	RUBEN TORRES		PC STIPEND FEBRUARY 2026	100410	52525	$65.00
						CHECK TOTAL	**$65.00**
18985	5/19/2026	SC FUELS		FLEET FUEL (041526-043026)	502430	52330	$98.61
	5/19/2026	SC FUELS		FLEET FUEL (041526-043026)	502630	52330	$275.94
	5/19/2026	SC FUELS		FLEET FUEL (041526-043026)	502630	52330	$592.11
	5/19/2026	SC FUELS		FLEET FUEL (041526-043026)	502655	52330	$731.49
						CHECK TOTAL	**$1,698.15**
18986	5/19/2026	SITEIMPROVE INC		ANNUAL RENEWAL - SITEIMPROVE - FY 25/26	100230	52314	$7,071.78
						CHECK TOTAL	**$7,071.78**
18987	5/19/2026	SPECTRUM BUSINESS		INTERNET SERVICE/HERTAGE PARK - MAY 2026	100230	54030	$299.39
						CHECK TOTAL	**$299.39**
18988	5/19/2026	STANDARD INSURANCE COMPANY		LIFE/SUPP LIFE/LTD/STD INSURANCE PREMIUM MAY 2026	239	21107	$2.13
	5/19/2026	STANDARD INSURANCE COMPANY		LIFE/SUPP LIFE/LTD/STD INSURANCE PREMIUM MAY 2026	241	21107	$2.13
	5/19/2026	STANDARD INSURANCE COMPANY		LIFE/SUPP LIFE/LTD/STD INSURANCE PREMIUM MAY 2026	238	21107	$3.48
	5/19/2026	STANDARD INSURANCE COMPANY		LIFE/SUPP LIFE/LTD/STD INSURANCE PREMIUM MAY 2026	204	21107	$3.98

City of Diamond Bar Check Register

CHECK #	CHECK DATE	VENDOR NAME	OTP VENDOR NAME	INVOICE DESCRIPTION	ORG	OBJECT	AMOUNT
	5/19/2026	STANDARD INSURANCE COMPANY		LIFE/SUPP LIFE/LTD/STD INSURANCE PREMIUM MAY 2026	203	21107	$5.99
	5/19/2026	STANDARD INSURANCE COMPANY		LIFE/SUPP LIFE/LTD/STD INSURANCE PREMIUM MAY 2026	239	21113	$9.33
	5/19/2026	STANDARD INSURANCE COMPANY		LIFE/SUPP LIFE/LTD/STD INSURANCE PREMIUM MAY 2026	241	21113	$9.33
	5/19/2026	STANDARD INSURANCE COMPANY		LIFE/SUPP LIFE/LTD/STD INSURANCE PREMIUM MAY 2026	204	21113	$13.83
	5/19/2026	STANDARD INSURANCE COMPANY		LIFE/SUPP LIFE/LTD/STD INSURANCE PREMIUM MAY 2026	201	21107	$14.79
	5/19/2026	STANDARD INSURANCE COMPANY		LIFE/SUPP LIFE/LTD/STD INSURANCE PREMIUM MAY 2026	238	21113	$15.20
	5/19/2026	STANDARD INSURANCE COMPANY		LIFE/SUPP LIFE/LTD/STD INSURANCE PREMIUM MAY 2026	201	21113	$19.11
	5/19/2026	STANDARD INSURANCE COMPANY		LIFE/SUPP LIFE/LTD/STD INSURANCE PREMIUM MAY 2026	203	21113	$20.76
	5/19/2026	STANDARD INSURANCE COMPANY		LIFE/SUPP LIFE/LTD/STD INSURANCE PREMIUM MAY 2026	207	21107	$22.04
	5/19/2026	STANDARD INSURANCE COMPANY		LIFE/SUPP LIFE/LTD/STD INSURANCE PREMIUM MAY 2026	206	21107	$37.69
	5/19/2026	STANDARD INSURANCE COMPANY		LIFE/SUPP LIFE/LTD/STD INSURANCE PREMIUM MAY 2026	207	21113	$86.48
	5/19/2026	STANDARD INSURANCE COMPANY		LIFE/SUPP LIFE/LTD/STD INSURANCE PREMIUM MAY 2026	250	21107	$104.59
	5/19/2026	STANDARD INSURANCE COMPANY		LIFE/SUPP LIFE/LTD/STD INSURANCE PREMIUM MAY 2026	206	21113	$106.62
	5/19/2026	STANDARD INSURANCE COMPANY		LIFE/SUPP LIFE/LTD/STD INSURANCE PREMIUM MAY 2026	250	21113	$137.46
	5/19/2026	STANDARD INSURANCE COMPANY		LIFE/SUPP LIFE/LTD/STD INSURANCE PREMIUM MAY 2026	100	21107	$1,699.74
	5/19/2026	STANDARD INSURANCE COMPANY		LIFE/SUPP LIFE/LTD/STD INSURANCE PREMIUM MAY 2026	100	21113	$2,537.61
						CHECK TOTAL	**$4,852.29**
18989	5/19/2026	STAY GREEN INC		LANDSCAPE MAINTENANCE (CITY HALL/MAY 2026)	100620	52320	$1,250.00
						CHECK TOTAL	**$1,250.00**
18990	5/19/2026	SURENDRA R MEHTA		PC STIPEND FEBRUARY 2026	100410	52525	$65.00
	5/19/2026	SURENDRA R MEHTA		PC STIPEND MARCH 2026	100410	52525	$65.00

City of Diamond Bar Check Register

CHECK #	CHECK DATE	VENDOR NAME	OTP VENDOR NAME	INVOICE DESCRIPTION	ORG	OBJECT	AMOUNT
						CHECK TOTAL	**$130.00**
18991	5/19/2026	TACO-MAN! LLC		SENIOR DANCE CATERING, 25/26	100520	55310	$1,706.42
						CHECK TOTAL	**$1,706.42**
18992	5/19/2026	THE SAN GABRIEL VALLEY NEWSPAPER GR		HR PH NOTICE	100220	52160	$371.56
	5/19/2026	THE SAN GABRIEL VALLEY NEWSPAPER GR		ORD. NO. 05(2026) 2ND READING	100140	52160	$349.26
						CHECK TOTAL	**$720.82**
18993	5/19/2026	THOMAS DONINI		SENIOR DANCE DJ, 25/26	100520	55310	$450.00
						CHECK TOTAL	**$450.00**
18994	5/19/2026	TIGHTROPE MEDIA SYSTEMS INC		MEDIASCRIBE SUBSCRIPTION - FY 25-26	100240	51200	$4,000.00
						CHECK TOTAL	**$4,000.00**
18995	5/19/2026	TRIFYTT SPORTS LLC		INSTRUCTOR PAYMENT - SPORTS - WS26	100520	55320	$1,480.80
						CHECK TOTAL	**$1,480.80**
18996	5/19/2026	ULTIMATE MAINTENANCE SERVICES INC		JANITORIAL SERVICES (MAY/2026)	100630	55505	$3,070.00
	5/19/2026	ULTIMATE MAINTENANCE SERVICES INC		JANITORIAL SERVICES (MAY/2026)	100510	55505	$9,650.00
	5/19/2026	ULTIMATE MAINTENANCE SERVICES INC		JANITORIAL SERVICES (MAY/2026)	100620	52320	$12,075.00
						CHECK TOTAL	**$24,795.00**
18997	5/19/2026	VALLEY VISTA SERVICES, INC.		STREET SWEEPING SERVICES (040126-043026)	100655	55510	$11,327.40
						CHECK TOTAL	**$11,327.40**
18998	5/19/2026	VISION SERVICE PLAN		VISION INSURANCE PREMIUM MAY 2026	204	21108	$6.44
	5/19/2026	VISION SERVICE PLAN		VISION INSURANCE PREMIUM MAY 2026	239	21108	$6.85
	5/19/2026	VISION SERVICE PLAN		VISION INSURANCE PREMIUM MAY 2026	241	21108	$6.85
	5/19/2026	VISION SERVICE PLAN		VISION INSURANCE PREMIUM MAY 2026	203	21108	$9.69
	5/19/2026	VISION SERVICE PLAN		VISION INSURANCE PREMIUM MAY 2026	238	21108	$12.43
	5/19/2026	VISION SERVICE PLAN		VISION INSURANCE PREMIUM MAY 2026	201	21108	$13.98
	5/19/2026	VISION SERVICE PLAN		VISION INSURANCE PREMIUM MAY 2026	207	21108	$74.82
	5/19/2026	VISION SERVICE PLAN		VISION INSURANCE PREMIUM MAY 2026	206	21108	$96.76

City of Diamond Bar Check Register

CHECK #	CHECK DATE	VENDOR NAME	OTP VENDOR NAME	INVOICE DESCRIPTION	ORG	OBJECT	AMOUNT
	5/19/2026	VISION SERVICE PLAN		VISION INSURANCE PREMIUM MAY 2026	250	21108	$99.68
	5/19/2026	VISION SERVICE PLAN		VISION INSURANCE PREMIUM MAY 2026	100	21108	$1,863.43
						CHECK TOTAL	**$2,190.93**
18999	5/19/2026	WALNUT VALLEY UNIFIED SCHOOL DISTRICT		POOL RENTAL CONTRACT CLASSES	100520	52302	$420.00
	5/19/2026	WALNUT VALLEY UNIFIED SCHOOL DISTRICT		ADULT VOLLEYBALL GYM RENTAL	100520	52302	$573.75
						CHECK TOTAL	**$993.75**
19000	5/19/2026	WANSEO CHUNG		CONTRACT CLASS - ADULT FITNESS	100520	55320	$570.00
						CHECK TOTAL	**$570.00**
19001	5/19/2026	WAXIE SANITARY SUPPLY		JANITORIAL SUPPLIES (DBC)	100510	51210	$488.42
						CHECK TOTAL	**$488.42**
19002	5/19/2026	WEST COAST ARBORISTS INC		CITYWIDE TREE MAINTENANCE (040126-041526)	100645	55522	$2,277.00
						CHECK TOTAL	**$2,277.00**
19003	5/19/2026	WILLIAM AUSTIN RAWLINGS		PC STIPEND MARCH 2026	100410	52525	$65.00
						CHECK TOTAL	**$65.00**
19004	5/19/2026	YOUTH EVOLUTION ACTIVITIES		CONTRACT CLASS- YOUTH SPORTS	100520	55320	$712.80
						CHECK TOTAL	**$712.80**
						GRAND TOTAL	**$2,276,633.91**

CITY COUNCIL AGENDA REPORT

TO: Honorable Mayor and Members of the City Council

FROM: Daniel Fox, City Manager

SUBJECT: Treasurer's Statement.

STRATEGIC GOAL: Responsible Stewardship of Public Resources

RECOMMENDATION:

Approve the April 2026 Treasurer's Statement.

FINANCIAL IMPACT:

None.

BACKGROUND:

Consistent with City policy, the Finance Department presents the monthly Treasurer's Statement to the City Council for review and approval.

ANALYSIS:

This statement shows the cash balances with a breakdown of various investment accounts and the yield to maturity from investments. This statement also includes an investment portfolio management report which details the activities of investments.

PREPARED BY:

Jason Jacobsen, Director, Finance

ATTACHMENTS:

1. Treasurer's Cash Balance Report - April 2026
2. Treasurer's Statement and Portfolio Report - April 2026

CITY OF DIAMOND BAR - CITY TREASURER'S CASH BALANCE REPORT
AS OF APRIL 30, 2026

CASH & INVESTMENT BALANCES

Cash Funds			
General Account	$1,362,335.99		
Payroll Account	$0.00		
Change Fund - General Fund	$630.00		
Petty Cash Account	$303.00		
Cash With Fiscal Agent (US Bank 2021 Bonds)	$1,464.26		
Total Cash Funds			**$1,364,733.25**
City & LAIF Invested Funds (Book Value):			
Local Agency Investment Fund	$25,172,656.38		
City-Managed Fixed-Income Securities (0-5 year maturity)	$46,572,212.06		
Total Investment Funds (Book Value)			**$71,744,868.44**
Fiscal Year-To-Date Effective Rate of Return (City Funds & LAIF)	3.92%	(10 months)	
Fiscal YTD Interest Earnings (City Funds & LAIF)	$2,180,848.90	(10 months)	
FY 2025-26 Budgeted Interest Earnings (City Funds & LAIF)	$1,530,800.00	(12 Months)	
Invested Funds With OPEB Trust (Managed by CalPERS/State Street)			**$1,123,295.08**
Annualized rate of return (6/30/2016 - 6/30/2025)	5.16%	(9 Years)	
OPEB Trust Starting Balance (7/1/2025)	**$945,947.34**		
OPEB Trust FY 25-26 Contributions	$88,000.00		
OPEB Trust FY 25-26 Earnings	$89,347.74	(10 months)	
OPEB Trust Ending Balance (04/30/2026)	**$1,123,295.08**		
GRAND TOTAL - CASH & INVESTMENTS			**$74,232,896.77**

CITY OF DIAMOND BAR
INVESTMENT PORTFOLIO SUMMARY REPORT
APRIL 30, 2026

INVESTMENTS	BOOK VALUE	PERCENT OF PORTFOLIO	TERM	DAYS TO MATURITY	YIELD TO MATURITY
Federal Credit Union CD	$12,639,000.00	17.62%	1,565	721	4.315%
Local Agency Investment Fund	$25,172,656.38	35.09%	1	1	3.811%
Corporate Notes	$7,980,782.70	11.12%	1,670	1,364	4.644%
Federal Agency Coupon Securities	$6,638,382.68	9.25%	1,564	370	4.104%
Treasury Coupon Securities	$3,097,169.31	4.32%	1,813	651	2.985%
Federal Agency Callable	$4,500,000.00	6.27%	1,826	182	2.023%
Certificates of Deposit-Banks	$5,275,316.21	7.35%	1,596	737	4.325%
Municipal Bonds	$1,560,119.55	2.17%	1,585	372	4.738%
Money Market Fund	$4,881,441.61	6.80%	1	1	3.600%
Total Investments and Averages	**$71,744,868.44**	**100.00%**	**951**	**415**	**3.915%**

	MONTH ENDING APRIL 30, 2026	FISCAL YEAR-TO-DATE 2025-2026
TOTAL INTEREST EARNED	**$228,603.52**	**$2,180,848.90**
	3.99%	3.92%

Daniel Fox

Daniel Fox
City Treasurer

I certify that this report accurately reflects all City pooled investments and is in conformity with the investment policy of the City of Diamond Bar approved by City Council and on file in the City Clerk's office. The investment program herein provides sufficient cash flow liquidity to meet the next six months estimated expenditures.

City of Diamond Bar
Portfolio Management
Portfolio Summary
April 30, 2026

City of Diamond Bar
21810 Copley Drive
Diamond Bar, CA
(909)839-7053

Investments	Par Value	Market Value	Book Value	% of Portfolio	Term	Days to Maturity	YTM/C
Federal Credit Union CD	12,639,000.00	12,748,457.25	12,639,000.00	17.62	1,565	721	4.315
Local Agency Investment Funds	25,172,656.38	24,790,749.40	25,172,656.38	35.09	1	1	3.811
Corporate Notes	8,250,000.00	8,019,233.67	7,980,782.70	11.12	1,670	1,364	4.644
Federal Agency Coupon Securities	6,625,000.00	6,661,061.55	6,638,382.68	9.25	1,564	370	4.104
Treasury Coupon Securities	3,125,000.00	3,069,040.85	3,097,169.31	4.32	1,813	651	2.985
Federal Agency Callable	4,500,000.00	4,365,337.50	4,500,000.00	6.27	1,826	182	2.023
Certificate of Deposit	5,339,000.00	5,311,569.59	5,275,316.21	7.35	1,596	737	4.325
Municipal Bonds	1,595,000.00	1,544,199.64	1,560,119.55	2.17	1,585	372	4.738
Money Market Fund	4,881,441.61	4,881,441.61	4,881,441.61	6.80	1	1	3.600
Investments	**72,127,097.99**	**71,391,091.06**	**71,744,868.44**	**100.00%**	**951**	**415**	**3.915**

Total Earnings	April 30 Month Ending	Fiscal Year To Date
Current Year	228,603.52	2,180,848.90
Average Daily Balance	**69,694,787.95**	**66,818,783.42**
Effective Rate of Return	**3.99%**	**3.92%**

05/28/2026

Jason M. Jacobsen, Finance Director

Reporting period 04/01/2026-04/30/2026

Run Date: 05/28/2026 - 10:33

Portfolio POOL
AP
PM (PRF_PM1) 7.3.0
Report Ver. 7.3.6.1

City of Diamond Bar
Portfolio Management
Portfolio Details - Investments
April 30, 2026

CUSIP	Investment #	Issuer	Average Balance	Purchase Date	Par Value	Market Value	Book Value	Stated Rate	Term	Days to Maturity	YTM/C	Maturity Date
Federal Credit Union CD												
06251A3K4	10402	America's Credit Union		12/16/2021	248,000.00	238,674.70	248,000.00	1.350	1,826	229	1.350	12/16/2026
00790UAC1	10682	ADVANTAGE CREDIT UNION		07/31/2024	249,000.00	252,742.72	249,000.00	4.450	1,826	1,187	4.450	07/31/2029
01025RAT6	10750	ALABAMA CREDIT UNION		07/09/2025	249,000.00	249,000.00	249,000.00	4.150	730	434	4.150	07/09/2027
02157RAA5	10683	ALTAONE FEDERAL CREDIT		07/19/2024	249,000.00	252,731.02	249,000.00	4.450	1,826	1,175	4.450	07/19/2029
011852AE0	10547	Alaska USA FCU		03/08/2023	249,000.00	252,861.74	249,000.00	4.600	1,827	677	4.600	03/08/2028
052392BT3	10495	AUSTIN TELCO FCU		09/21/2022	249,000.00	248,064.26	249,000.00	3.800	1,826	508	3.800	09/21/2027
07181JBH6	10697	Baxter Credit Union		08/22/2024	249,000.00	251,516.15	249,000.00	4.350	1,461	844	4.350	08/22/2028
07371BWA5	10679	Beal Bank-Plano TX		06/12/2024	244,000.00	249,267.47	244,000.00	4.650	1,820	1,132	4.650	06/06/2029
09776DAV6	10744	BOM BANK		06/24/2025	249,000.00	249,560.75	249,000.00	4.100	1,826	1,515	4.100	06/24/2030
14042THZ3	10453	Capital One Bank USA		07/27/2022	248,000.00	245,659.87	248,000.00	3.500	1,826	452	3.500	07/27/2027
12481GAZ0	10663	CBC Federal Credit Union		05/14/2024	249,000.00	254,402.30	249,000.00	4.650	1,826	1,109	4.650	05/14/2029
17783PAK7	10625	City Federal Credit Union		01/18/2024	249,000.00	248,770.92	249,000.00	4.000	1,827	993	4.000	01/18/2029
19058RAG6	10684	COASTAL1CU		07/22/2024	249,000.00	252,914.28	249,000.00	4.550	1,460	812	4.550	07/21/2028
14622LAS1	10686	CARTER FEDERAL CU		08/07/2024	249,000.00	250,879.20	249,000.00	4.250	1,826	1,194	4.250	08/07/2029
23204HPM4	10678	Customers Bank		06/11/2024	244,000.00	247,884.48	244,000.00	4.850	1,095	406	4.850	06/11/2027
291916AG9	10596	Empower FED Credit Union		10/23/2023	248,000.00	256,339.50	248,000.00	5.100	1,827	906	5.100	10/23/2028
29367RNG7	10720	Enterprise Bank Corp.		08/28/2024	249,000.00	246,619.81	249,000.00	3.800	1,826	1,215	3.800	08/28/2029
32026U5U6	10664	First Foundation Bank		05/22/2024	244,000.00	248,712.37	244,000.00	4.600	1,826	1,117	4.600	05/22/2029
32114MBC0	10681	First Natl Bnk Blue Erth		06/20/2024	248,000.00	252,125.23	248,000.00	4.850	1,095	415	4.850	06/20/2027
33610RVR1	10685	FIRST PREMIER BANK		07/17/2024	244,000.00	247,068.79	244,000.00	4.450	1,461	808	4.450	07/17/2028
42228LAH4	10496	HEALTHCARE SYSTEMS FCU		09/21/2022	249,000.00	247,762.47	249,000.00	3.600	1,461	143	3.600	09/21/2026
42869GAB2	10639	Hickam		01/31/2024	249,000.00	250,321.19	249,000.00	4.150	1,461	640	4.150	01/31/2028
856285E98	10410	State Bank of India		01/31/2022	248,000.00	239,542.46	248,000.00	1.750	1,827	276	1.750	02/01/2027
472207AE9	10491	JEANNE D'ARC CREDIT UNION		09/30/2022	249,000.00	248,050.07	249,000.00	3.800	1,826	517	3.800	09/30/2027
48115LAM6	10707	Jovia Financial Credit Union C		08/16/2024	249,000.00	250,756.20	249,000.00	4.650	731	108	4.650	08/17/2026
50625LBR3	10606	LAFAYETTE FCU		11/30/2023	248,000.00	252,246.01	248,000.00	5.250	1,096	213	5.250	11/30/2026
534574AC2	10571	LINCOLN PARK COMMUNITY BANK		08/28/2023	248,000.00	255,291.20	248,000.00	5.000	1,827	850	5.000	08/28/2028
55026MAE5	10487	LUMINATE BANK		09/15/2022	249,000.00	245,970.67	249,000.00	3.400	1,826	502	3.400	09/15/2027
56824JBC7	10718	Marine Federal Corp.		08/30/2024	249,000.00	248,943.98	249,000.00	4.000	731	122	4.000	08/31/2026
58404DUA7	10622	Medallion Bank		12/29/2023	248,000.00	249,798.74	248,000.00	4.500	1,096	242	4.500	12/29/2026
61690DQK7	10662	Morgan Stanley Bank		05/08/2024	244,000.00	248,468.37	244,000.00	4.700	1,461	738	4.700	05/08/2028
61776NTH6	10745	Morgan Stanley Bank		06/18/2025	244,000.00	246,684.49	244,000.00	4.300	1,828	1,511	4.300	06/20/2030
654062LP1	10643	NICOLET NATIONAL BANK		03/08/2024	249,000.00	250,835.88	249,000.00	4.250	1,826	1,042	4.250	03/08/2029
68584JAV1	10675	Oregon Community Cred Un		06/07/2024	248,000.00	250,322.77	248,000.00	5.050	731	38	5.050	06/08/2026
682325EK7	10676	One Community Bank		06/18/2024	249,000.00	252,002.94	249,000.00	4.850	913	231	4.850	12/18/2026
722000AC0	10575	PIMA FEDERAL CREDIT		08/17/2023	248,000.00	251,496.55	248,000.00	5.300	1,096	108	5.300	08/17/2026

CUSIP	Investment #	Issuer	Average Balance	Purchase Date	Par Value	Market Value	Book Value	Stated Rate	Days to Term	Days to Maturity	YTM/C	Maturity Date
Federal Credit Union CD												
77357DAB4	10607	ROCKLAND FCU		11/30/2023	248,000.00	255,737.85	248,000.00	5.000	1,827	944	5.000	11/30/2028
795451EG4	10752	Sallie Mae Bank		12/17/2025	245,000.00	245,000.00	245,000.00	3.850	1,826	1,691	3.850	12/17/2030
835104DG2	10751	SOMERSET TRUST CO		07/08/2025	249,000.00	249,000.00	249,000.00	3.950	1,645	1,348	3.950	01/08/2030
849061AF3	10644	SPOKANE TEACHERS CR UN		03/25/2024	245,000.00	248,134.78	245,000.00	4.750	1,095	328	4.750	03/25/2027
89235MNT4	10442	Toyota Financial SGS Bank		07/22/2022	248,000.00	245,192.14	248,000.00	3.400	1,826	447	3.400	07/22/2027
89839KAD7	10604	TRUSTSTAR BANK		11/22/2023	248,000.00	253,735.25	248,000.00	4.750	1,827	936	4.750	11/22/2028
88709RBH1	10677	Timberland Bank Hoquaim		06/12/2024	249,000.00	251,960.11	249,000.00	4.850	912	224	4.850	12/11/2026
89854LAD5	10564	TTCU FED CU		07/26/2023	248,000.00	255,131.24	248,000.00	5.000	1,827	817	5.000	07/26/2028
91527PCF2	10651	Univest Bank & Trust Co.		03/13/2024	249,000.00	250,836.38	249,000.00	4.250	1,826	1,047	4.250	03/13/2029
91739JAD7	10589	UTAH FIRST CD		10/30/2023	248,000.00	256,390.83	248,000.00	5.100	1,827	913	5.100	10/30/2028
06543PDA0	10494	BANK OF THE VALLEY NE		09/30/2022	249,000.00	249,655.12	249,000.00	4.100	1,826	517	4.100	09/30/2027
91823MBE4	10499	VCC BANK		10/14/2022	249,000.00	249,741.02	249,000.00	4.250	1,461	166	4.250	10/14/2026
93883MBA5	10674	WASHINGTON FINANCIAL		05/31/2024	244,000.00	247,883.02	244,000.00	4.500	1,826	1,126	4.500	05/31/2029
949764JY1	10617	Wells Fargo		12/27/2023	248,000.00	248,606.61	248,000.00	4.100	1,827	971	4.100	12/27/2028
98138MCA6	10590	WORKERS FCU		10/30/2023	248,000.00	257,163.35	248,000.00	5.200	1,827	913	5.200	10/30/2028
		Subtotal and Average	**12,639,000.00**		**12,639,000.00**	**12,748,457.25**	**12,639,000.00**		**1,565**	**721**	**4.315**	
Local Agency Investment Funds												
LAIF	10028	Local Agency Investment Fund			25,172,656.38	24,790,749.40	25,172,656.38	3.811	1	1	3.811	
		Subtotal and Average	**25,085,199.76**		**25,172,656.38**	**24,790,749.40**	**25,172,656.38**		**1**	**1**	**3.811**	
Corporate Notes												
023135DD5	10761	Amazon.Com Inc		03/25/2026	500,000.00	495,262.35	495,262.35	4.250	1,814	1,777	4.469	03/13/2031
04351LAD2	10757	Ascension Health		03/24/2026	500,000.00	498,239.86	498,239.86	4.294	1,697	1,659	4.380	11/15/2030
06654DAD9	10758	Banner Health		03/24/2026	500,000.00	447,985.56	447,985.56	1.897	1,744	1,706	4.391	01/01/2031
06406YAA0	10732	Bank of NY Mello Corp.		01/13/2025	350,000.00	336,085.75	330,924.41	3.300	1,683	1,210	5.170	08/23/2029
06048WR36	10515	Bank of America Corp.		12/27/2022	500,000.00	478,120.00	484,827.36	2.000	1,638	417	5.000	06/22/2027
072863AH6	10760	Baylor Scott & White Hlding		03/24/2026	500,000.00	447,982.87	447,982.87	1.777	1,697	1,659	4.331	11/15/2030
17325FBK3	10733	CITIBANK		01/13/2025	350,000.00	357,378.35	347,934.99	4.838	1,666	1,162	5.042	08/06/2029
17325FBP2	10763	CITIBANK		04/27/2026	350,000.00	357,330.03	357,330.03	4.914	1,493	1,459	4.430	05/29/2030
79466LAR5	10769	SALES FORCE		04/27/2026	350,000.00	351,394.61	351,394.61	4.650	1,053	1,021	4.499	03/15/2029
29736RAP5	10737	ESTEE LAUDER CO		03/25/2025	300,000.00	276,582.30	277,730.28	2.375	1,712	1,310	4.707	12/01/2029
24422EXB0	10668	JOHN DEERE CAPITAL CORP		05/29/2024	500,000.00	512,160.00	499,695.08	4.950	1,507	805	4.979	07/14/2028
46647PAX4	10731	JP Morgan Chase		01/07/2025	400,000.00	400,666.80	394,560.52	4.452	1,793	949	4.980	12/05/2029
49177JAH5	10738	KENVUE INC		03/25/2025	300,000.00	309,040.50	304,212.36	5.000	1,823	1,421	4.581	03/22/2030
57284PAA9	10759	Marshfield Clinic Health		03/24/2026	500,000.00	470,879.91	470,879.91	2.703	1,424	1,386	4.391	02/15/2030

CUSIP	Investment #	Issuer	Average Balance	Purchase Date	Par Value	Market Value	Book Value	Stated Rate	Term	Days to Maturity	YTM/C	Maturity Date
Corporate Notes												
59217GFT1	10734	MET LIFE GLOBAL		01/09/2025	500,000.00	509,891.00	499,476.18	4.900	1,826	1,349	4.932	01/09/2030
637432NV3	10739	NATIONAL RURAL UTILITIES COOPE		03/25/2025	300,000.00	275,971.50	276,506.04	2.400	1,816	1,414	4.691	03/15/2030
74340XCQ2	10770	PROLOGIS LP		04/27/2026	350,000.00	355,586.81	355,586.81	4.750	1,724	1,720	4.369	01/15/2031
808513BX2	10740	CHARLES SCHWAB		03/25/2025	300,000.00	281,379.00	282,957.01	2.750	1,651	1,249	4.611	10/01/2029
857477BP7	10762	State Street Corp		03/25/2026	500,000.00	448,396.43	448,396.43	2.200	1,804	1,767	4.609	03/03/2031
91324PFA5	10771	UNITED HEALTH GROUP INC		04/27/2026	400,000.00	408,900.04	408,900.04	4.900	1,814	1,810	4.395	04/15/2031
		Subtotal and Average	**6,700,780.79**		**8,250,000.00**	**8,019,233.67**	**7,980,782.70**		**1,670**	**1,364**	**4.644**	
Federal Agency Coupon Securities												
17325FBB3	10631	CITIBANK		01/30/2024	750,000.00	784,097.25	765,276.59	5.803	1,704	882	4.847	09/29/2028
3133EPCG8	10545	Federal Farm Credit Bank		03/01/2023	1,000,000.00	1,006,393.00	998,003.33	4.125	1,736	579	4.267	12/01/2027
3133EPQC2	10572	Federal Farm Credit Bank		08/02/2023	1,000,000.00	1,006,442.00	999,928.64	4.625	1,080	77	4.661	07/17/2026
3130ASGU7	10432	Federal Home Loan Bank		06/16/2022	1,000,000.00	992,955.00	999,797.21	3.500	1,821	406	3.520	06/11/2027
3130ASJ59	10447	Federal Home Loan Bank		07/18/2022	1,000,000.00	993,763.00	1,000,248.22	3.375	1,425	42	3.141	06/12/2026
3130AWMN7	10563	Federal Home Loan Bank		07/21/2023	500,000.00	509,053.50	501,871.29	4.375	1,785	770	4.177	06/09/2028
3130B2F59	10706	Federal Home Loan Bank		08/20/2024	575,000.00	571,303.90	575,000.00	4.250	1,816	101	4.250	08/10/2029
45818WED4	10498	INTER-AMERICAN DEV. BANK		09/13/2022	500,000.00	491,113.00	497,211.44	2.980	1,731	405	3.902	06/10/2027
61746BCY0	10708	Morgan Stanley Bank		08/01/2024	300,000.00	305,940.90	301,045.96	6.250	738	100	4.888	08/09/2026
		Subtotal and Average	**6,638,743.13**		**6,625,000.00**	**6,661,061.55**	**6,638,382.68**		**1,564**	**370**	**4.104**	
Treasury Coupon Securities												
91282CMG3	10735	UST		02/13/2025	300,000.00	305,871.00	297,731.38	4.250	1,813	1,371	4.477	01/31/2030
91282CMD0	10736	UST		02/13/2025	325,000.00	333,150.35	323,778.06	4.375	1,782	1,340	4.489	12/31/2029
91282CDQ1	10403	U.S. Treasury		01/04/2022	1,000,000.00	962,539.00	999,309.48	1.250	1,822	244	1.357	12/31/2026
91282CEW7	10436	U.S. Treasury		07/14/2022	1,000,000.00	991,133.00	1,002,528.71	3.250	1,812	425	3.014	06/30/2027
91282CEE7	10654	U.S. Treasury		04/08/2024	500,000.00	476,347.50	473,821.68	2.375	1,818	1,065	4.393	03/31/2029
		Subtotal and Average	**3,096,820.92**		**3,125,000.00**	**3,069,040.85**	**3,097,169.31**		**1,813**	**651**	**2.985**	
Federal Agency Callable												
3133ENKG4	10397	Federal Farm Credit Bank		01/11/2022	1,000,000.00	964,163.00	1,000,000.00	1.470	1,826	255	1.470	01/11/2027
3133ENMA5	10405	Federal Farm Credit Bank		01/26/2022	1,500,000.00	1,453,453.50	1,500,000.00	1.840	1,826	270	1.840	01/26/2027
3133ETMB0	10746	Federal Farm Credit Bank		06/24/2025	500,000.00	499,550.50	500,000.00	4.650	1,826	54	4.650	06/24/2030
3130AQKJ1	10406	Federal Home Loan Bank		01/28/2022	1,500,000.00	1,448,170.50	1,500,000.00	1.700	1,826	88	1.700	01/28/2027
		Subtotal and Average	**4,500,000.00**		**4,500,000.00**	**4,365,337.50**	**4,500,000.00**		**1,826**	**182**	**2.023**	

City of Diamond Bar
Portfolio Management
Portfolio Details - Investments
April 30, 2026

CUSIP	Investment #	Issuer	Average Balance	Purchase Date	Par Value	Market Value	Book Value	Stated Rate	Days to Term	Days to Maturity	YTM/C	Maturity Date
Certificate of Deposit												
06406GAA9	10717	Bank of NY Mello Corp.		08/01/2024	500,000.00	481,544.00	480,923.44	3.000	1,551	821	4.702	10/30/2028
06051GGA1	10716	Bank of America Corp.		08/01/2024	300,000.00	294,235.50	294,510.20	3.248	1,176	538	4.596	10/21/2027
23288UAA5	10555	Cy Fair FCU		05/19/2023	249,000.00	250,684.98	249,000.00	4.350	1,461	383	4.355	05/19/2027
3130B0YH6	10661	Federal Home Loan Bank		04/19/2024	500,000.00	508,452.50	500,000.00	5.010	1,826	1,084	5.010	04/19/2029
356436AR6	10658	Freedom Northwest CU		04/19/2024	249,000.00	253,466.81	249,000.00	4.550	1,826	1,084	4.550	04/19/2029
38149MZJ5	10260	Goldman Sachs Bank		09/08/2021	248,000.00	239,465.58	248,000.00	1.050	1,826	130	1.051	09/08/2026
69353RFG8	10669	PNC BANK NA		05/29/2024	500,000.00	487,655.50	485,016.64	3.100	1,244	542	5.335	10/25/2027
88413QDM7	10455	Third Fed Savings & Loan		07/27/2022	245,000.00	242,205.53	245,000.00	3.400	1,826	452	3.402	07/27/2027
89236TLD5	10670	Toyota MTR Credit Corp		05/29/2024	500,000.00	508,115.50	500,563.95	5.400	905	203	5.179	11/20/2026
882508CG7	10653	TEXAS INSTRUME		04/01/2024	750,000.00	762,558.75	752,174.34	4.600	1,774	1,014	4.480	02/08/2029
90348JS92	10261	UBS Bank USA		09/09/2021	248,000.00	239,160.04	248,000.00	0.950	1,826	131	0.000	09/09/2026
91159HHW3	10715	US BANK CORP		08/01/2024	300,000.00	283,976.40	283,228.24	3.000	1,824	1,186	4.938	07/30/2029
91282CKG5	10657	UST		04/22/2024	750,000.00	760,048.50	739,899.40	4.125	1,804	1,065	4.647	03/31/2029
		Subtotal and Average	**5,284,183.86**		**5,339,000.00**	**5,311,569.59**	**5,275,316.21**		**1,596**	**737**	**4.325**	
Municipal Bonds												
54438CYL0	10523	LOS ANGELES CA CMNTY CLG DIST		01/05/2023	365,000.00	353,271.82	362,069.30	1.174	1,304	92	4.700	08/01/2026
738850TA4	10522	POWAY UNIFIED SCHOOL DIST		01/04/2023	1,230,000.00	1,190,927.82	1,198,050.25	2.414	1,670	457	4.750	08/01/2027
		Subtotal and Average	**1,558,617.89**		**1,595,000.00**	**1,544,199.64**	**1,560,119.55**		**1,585**	**372**	**4.738**	
Wells Fargo Sweep Account												
SWEEP	10036	Wells Fargo		07/01/2012	0.00	0.00	0.00	0.010	1	1	0.010	
		Subtotal and Average	**0.00**		**0.00**	**0.00**	**0.00**		**0**	**0**	**0.000**	
Money Market Fund												
857492888	10562	State Street Advisors		05/31/2023	4,881,441.61	4,881,441.61	4,881,441.61	3.600	1	1	3.600	
52470G882	10561	Western Asset		05/25/2023	0.00	0.00	0.00	5.150	1	1	5.150	
		Subtotal and Average	**4,191,441.61**		**4,881,441.61**	**4,881,441.61**	**4,881,441.61**		**1**	**1**	**3.600**	
		Total and Average	**69,694,787.95**		**72,127,097.99**	**71,391,091.06**	**71,744,868.44**		**951**	**415**	**3.915**	

City of Diamond Bar
Portfolio Management
Portfolio Details - Cash
April 30, 2026

CUSIP	Investment #	Issuer	Average Balance	Purchase Date	Par Value	Market Value	Book Value	Stated Rate	Days to Term	Days to Maturity	YTM/C
		Average Balance	0.00						0	0	
		Total Cash and Investments	69,694,787.95		72,127,097.99	71,391,091.06	71,744,868.44		951	415	3.915

City of Diamond Bar
Portfolio Management
Activity By Type
April 1, 2026 through April 30, 2026

CUSIP	Investment #	Issuer	Stated Rate	Transaction Date	Purchases or Deposits	Redemptions or Withdrawals		Balance
Federal Credit Union CD								
		Subtotal						**12,639,000.00**
Local Agency Investment Funds (Monthly Summary)								
LAIF	10028	Local Agency Investment Fund	3.811		187,407.05	0.00		
		Subtotal			**187,407.05**	**0.00**		**25,172,656.38**
Corporate Notes								
17325FBP2	10763	CITIBANK	4.914	04/27/2026	357,350.00	0.00		
79466LAR5	10769	SALES FORCE	4.650	04/27/2026	351,400.00	0.00		
74340XCQ2	10770	PROLOGIS LP	4.750	04/27/2026	355,600.00	0.00		
91324PFA5	10771	UNITED HEALTH GROUP INC	4.900	04/27/2026	408,920.00	0.00		
		Subtotal			**1,473,270.00**	**0.00**		**7,980,782.70**
Federal Agency Coupon Securities								
		Subtotal						**6,638,382.68**
Treasury Coupon Securities								
		Subtotal						**3,097,169.31**
Federal Agency Callable								
		Subtotal						**4,500,000.00**
Certificate of Deposit								
46625HQW3	10709	JP Morgan Chase	3.300	04/01/2026	0.00	300,000.00	**	
		Subtotal			**0.00**	**300,000.00**		**5,275,316.21**
Municipal Bonds								
		Subtotal						**1,560,119.55**
Wells Fargo Sweep Account								
		Subtotal						**0.00**
Money Market Fund								
857492888	10562	State Street Advisors	3.600		2,515,936.25	1,300,000.00		

** - Indicates incomplete recording of maturity redemption.

City of Diamond Bar
Portfolio Management
Activity By Type
April 1, 2026 through April 30, 2026

CUSIP	Investment #	Issuer	Stated Rate	Transaction Date	Purchases or Deposits	Redemptions or Withdrawals	Balance
		Subtotal			2,515,936.25	1,300,000.00	4,881,441.61
		Total			4,176,613.30	1,600,000.00	71,744,868.44

City of Diamond Bar
Portfolio Management
Distribution of Investments By Type
April 2025 through April 2026

Security Type	April 2025	May 2025	June 2025	July 2025	August 2025	September 2025	October 2025	November 2025	December 2025	January 2026	February 2026	March 2026	April 2026	Average by Period
Federal Credit Union CD	23.0	21.4	22.5	23.1	23.5	23.5	22.5	23.2	22.4	19.9	19.2	18.3	17.6	21.5%
Local Agency Investment Funds	13.8	13.2	15.1	14.5	13.4	13.9	13.7	14.3	13.6	27.3	33.6	36.1	35.1	19.8%
Negotiable CDs														
Corporate Notes	5.3	5.1	5.3	5.4	5.6	5.8	5.8	5.9	5.6	5.3	5.3	9.4	11.1	6.2%
Federal Agency Coupon Securities	11.8	11.4	11.0	11.3	11.7	12.1	12.0	12.3	11.7	10.9	10.9	9.6	9.3	11.2%
Federal Agency Disc. -Amortizing														
Treasury Coupon Securities	8.8	8.5	7.3	7.5	7.8	6.5	4.8	5.0	4.7	4.4	4.4	4.5	4.3	6.0%
Treasury Discounts -Amortizing														
Federal Agency Callable	10.5	10.1	11.1	11.5	11.8	11.0	11.0	10.5	9.2	8.6	7.2	6.5	6.3	9.6%
Certificate of Deposit	10.9	9.5	9.4	9.3	9.6	9.9	9.9	10.2	9.7	9.0	9.1	8.1	7.4	9.4%
Callables														
Municipal Bonds	2.6	2.5	2.2	2.3	2.3	2.4	2.4	2.5	2.4	2.2	2.2	2.3	2.2	2.3%
Wells Fargo Sweep Account														
Money Market Fund	13.4	18.4	16.2	15.2	14.4	14.9	18.0	16.2	20.8	12.3	8.1	5.3	6.8	13.8%
Floating Rate Notes														

CITY COUNCIL AGENDA REPORT

TO: Honorable Mayor and Members of the City Council

FROM: Daniel Fox, City Manager

SUBJECT: Three-Year Cooperation Agreement with the Los Angeles County Development Authority (LACDA) to Participate in the Los Angeles Urban County Community Development Block Grant (CDBG) Program for Fiscal Years 2027-28 Through 2029-30.

STRATEGIC GOAL: Responsible Stewardship of Public Resources

RECOMMENDATION:

Adopt Resolution No. 2026-14 approving the City's continued participation in the Los Angeles Urban County CDBG Program and the execution of the 2027-2030 Cooperation Agreement between Los Angeles County and the City of Diamond Bar.

FINANCIAL IMPACT:

The City receives approximately $275,000 in CDBG funds annually. All expenditures associated with the CDBG Program are funded through the City's annual CDBG Grant allocation process and approved separately by the City Council.

BACKGROUND:

Diamond Bar has been a participating city in the Los Angeles Urban County Community Development Block Grant (CDBG) Program since July 1991. The Los Angeles County Development Authority (LACDA) administers the program and allocates CDBG funds received from the U.S. Department of Housing and Urban Development (HUD) to participating cities.

In order to participate in the CDBG Program, LACDA must requalify with HUD every three years to obtain entitlement status as an Urban County. LACDA then requires participating cities to enter into a three-year Cooperation Agreement with the County. The current agreement will expire June 30, 2027.

HUD has traditionally required cities to execute their Cooperation Agreements with LACDA no later than mid-June of the prior year. However, staffing reductions at HUD have delayed its release of the annual Community Planning and Development (CPD) Notice containing the requalification instructions and the submission due dates for the next three-year period. As a result, LACDA's attorneys have not drafted an updated Cooperation Agreement template. To streamline the execution of the Cooperation Agreements, LACDA is encouraging its participating cities to plan ahead by recommending that their city councils consider adopting resolutions

authorizing their city managers to execute the forthcoming agreements, subject to approval as to form by their city attorneys.

The attached Resolution (Attachment 1) provides the necessary authorization for the Mayor to sign the Cooperation Agreement, and authorization for the City Manager to sign other documents necessary to administer the CDBG Program.

CDBG projects funded by the City of Diamond Bar have included allocations toward public services programs, public works projects, and housing programs. Currently, CDBG funding is provided for the Home Improvement Program and ADA curb ramp improvements.

As a participant in the Urban County CDBG Program, the City retains control over funding decisions for the use of CDBG funds subject to CDBG Program regulations. CDBG program administration is currently provided by City staff with the assistance of a consultant to prepare the annual project descriptions and summaries, quarterly performance reports, County and federal CDBG reports and documents, prevailing wage monitoring, and to ensure compliance with federal requirements and guidelines.

The County provides staff resources and assistance to the participating cities, including preparation of the Consolidated Five-Year and Annual Plans and Consolidated Annual Performance Evaluation Report, oversight of the Integrated Disbursement and Information System (IDIS) and IDIS Reports, support for CDBG/HUD environmental review and clearances, CDBG program training, and assistance with monitoring and audits.

ANALYSIS:

CDBG "entitlement communities" are designated as cities in a metropolitan statistical area, cities with populations of at least 50,000 and qualified urban counties with populations of at least 200,000. The City of Diamond Bar qualifies as an entitlement community and is eligible to apply for CDBG funds directly from the U.S. Department of Housing and Urban Development (HUD). As an entitlement community, the City would be responsible for all HUD planning, reporting, and compliance requirements.

LACDA has invited the City to continue its participation in the Urban County CDBG Program for another three-year period. Although eligible to become an entitlement community, Diamond Bar has thus far opted to remain in the Urban County CDBG Program in order to utilize the personnel and technical resources provided by LACDA.

Should the City of Diamond Bar decide to become an entitlement community, the City would be allowed to use twenty percent (20%) of the CDBG allocation for administration expenses. However, there would be increased reporting requirements and compliance obligations, as the City would be solely responsible for program compliance. Entitlement cities typically retain dedicated staff and consultants to administer day-to-day program operations and federal reporting requirements. In addition, the City would be assigned a HUD Program Manager to monitor the City's performance and provide training and technical assistance.

If the City were to become an entitlement city, the annual CDBG allocation could increase or decrease based on the national CDBG funding pool. HUD determines the amount of each entitlement grant by a formula using measures of community needs including the extent of poverty, population, housing overcrowding, age of housing, and population growth lag in relationship to other metropolitan areas.

Should the City remain in the Urban County CDBG Program, the City would remain eligible to participate in other programs administered by the LACDA. The City would be eligible to continue its participation in the County's HOME Program, which includes a First Time Homebuyer's Program. Additionally, the City may participate in the Emergency Solutions Grants (ESG) Program and Mortgage Credit Certificate (MCC) Program. Moreover, the County often provides additional assistance to the cities by undertaking County-funded or jointly funded community development activities within the local jurisdictions. These services are provided at no additional cost to the City.

It is recommended that the City of Diamond Bar continue its participation with the Urban County CDBG Program. The City's annual CDBG allocations have ranged from $253,458 to $280,412 over the past three years. If the City becomes an entitlement city, there are no assurances that the annual CDBG allocation would increase significantly. However, it is certain that there would be additional administrative responsibilities and compliance obligations associated with entitlement status, resulting in increased staffing and consultant costs. In light of these factors, the more fiscally sound option would be for the City to continue participating in the Urban County CDBG Program.

LEGAL REVIEW:

The City Attorney has reviewed and approved the Resolution as to form.

PREPARED BY:

Greg Gubman, Director, Community Development

ATTACHMENTS:

1. Resolution No. 2026-14 - Approving Participation in the LA Urban County CDBG Program for Fiscal Years 2027-28 through 2029-30

RESOLUTION NO. 2026-14

A RESOLUTION OF THE CITY COUNCIL OF THE CITY OF DIAMOND BAR APPROVING THE PARTICIPATION IN THE LOS ANGELES URBAN COUNTY COMMUNITY DEVELOPMENT BLOCK GRANT (CDBG) PROGRAM AND AUTHORIZING THE CITY MANAGER TO EXECUTE THE THREE-YEAR COOPERATION AGREEMENT BETWEEN THE COUNTY OF LOS ANGELES AND THE CITY OF DIAMOND BAR COVERING FISCAL YEARS 2027-28 THROUGH 2029-30.

WHEREAS, the City of Diamond Bar has expressed an interest in participating in the Los Angeles Urban County Community Development Block Grant (CDBG) Program, and if applicable, the HOME Investment Partnerships (HOME) Program, and the Emergency Solutions Grants (ESG) Program, for another three (3) year cycle in the County's Consolidated Plan for Fiscal Years 2027-28 through 2029-30 commencing July 1, 2027 and ending June 30, 2030; and

WHEREAS, in order to participate in the Los Angeles Urban County Community Development Block Grant (CDBG) Program, the City of Diamond Bar is required to enter into a Cooperation Agreement with the County of Los Angeles; and

WHEREAS, the City of Diamond Bar has participated in the Los Angeles Urban County Community Development Block Grant (CDBG) Program since 1991; and

WHEREAS, a number of projects that have benefited the community have been funded through the CDBG Program including public services, public works, park improvements, and home improvement program; and

WHEREAS, the participation in the CDBG Program allows the City to control its own allocation of CDBG funds provided that the projects meet CDBG regulations addressing the needs of low- and moderate-income households and regarding the elimination of slum and blight.

NOW, THEREFORE, BE IT RESOLVED by the City Council of the City of Diamond Bar as follows:

Section 1. That the City Council of the City of Diamond Bar does hereby approve the participation in the Los Angeles Urban County Community Development Block Grant (CDBG) Program, and if applicable, the HOME Program and the ESG Program, from July 1, 2027 through June 30, 2030.

Section 2. That the City Council of the City of Diamond Bar does hereby approve the execution of the Cooperation Agreement between the City of Diamond Bar and the County of Los Angeles for the time period of July 1, 2027 through June 30, 2030.

Section 3. That the City Council does hereby authorize the City Manager to execute the Cooperation Agreement, following approval as to form by the City Attorney, any and all documents necessary for participation in the Los Angeles Urban County CDBG Program on behalf of the City of Diamond Bar.

Section 4. The City Clerk shall attest and certify to the passage and adoption of this Resolution and enter it into the book of original resolutions, and it shall become effective immediately upon its approval.

PASSED, APPROVED, AND ADOPTED this 2nd day of June, 2026.

CITY OF DIAMOND BAR

_____
Steve Tye, Mayor

ATTEST:

I, Kristina Santana, City Clerk of the City of Diamond Bar, California do hereby certify that the foregoing Resolution was passed, approved and adopted at a regular meeting of the City Council of the City of Diamond Bar held on the 2nd day of June, 2026, by the following vote:

AYES: COUNCILMEMBERS:
NOES: COUNCILMEMBERS:
ABSENT: COUNCILMEMBERS:
ABSTAIN: COUNCILMEMBERS:

_____
Kristina Santana, City Clerk

CITY COUNCIL AGENDA REPORT

TO: Honorable Mayor and Members of the City Council

FROM: Daniel Fox, City Manager

SUBJECT: Brown Act Update (SB 707): Technology Disruption and Outreach Policies.

STRATEGIC GOAL: Open, Engaged and Responsive Government

RECOMMENDATION:

A. Adopt the "Disruption of Telephonic or Internet Service During Council Meetings" Policy in Compliance with Government Code § 54953.4(b)(1); and
B. Adopt the "Encouraging Public Participation in City Council Meetings" Policy in Compliance with Government Code § 54953.4(3)(C)(i).

FINANCIAL IMPACT:

None.

BACKGROUND:

The Ralph M. Brown Act (Brown Act) (Government Code Section 54950 et seq.) establishes requirements for open meetings of local legislative bodies. Governor Newsom signed Senate Bill 707 (Durazo) (SB 707) into law on October 3, 2025. The intent of SB 707 is to modernize the Brown Act to improve transparency and expand public access, especially for disabled, working, and non-English speaking communities. The new requirements under SB 707 take effect in two phases:

- January 1, 2026: New optional teleconferencing provisions for all Brown Act bodies.
- July 1, 2026: Expanded public access, two-way teleconferencing participation, and language access for "eligible legislative bodies."

To comply with some of the provisions of SB 707, two new City Council Policies are required and presented for approval to address "Disruption of Telephonic or Internet Service During City Council Meetings" (Attachment 1), and "Encouraging Public Participation in City Council Meetings" (Attachment 2). A summary of the key provisions of SB 707 is included in Attachment 3. The full text of SB 707 is included in Attachment 4.

ANALYSIS:

The following provisions of SB 707 apply to an "eligible legislative body," defined as a City Council in a city with a population of 30,000 or more, or in a county with a population of more than 600,000. The City Council of the City of Diamond Bar qualifies as an "eligible" legislative body" under this definition and is therefore subject to the following requirements effective July 1, 2026. These provisions do not apply to City commissions.

Must Provide an Opportunity for Remote Public Access to and Participation in Meetings

- The public must be able to participate through either a two-way phone or audio-visual platform. The City's current system in use since 2020 meets these requirements.
- The City Council must approve a disruption policy (Attachment 1 – Disruption of Telephonic or Internet Service During Council Meetings Policy) addressing the following:

In case of technological disruption, the City Council must recess the open session for at least one hour and make a good faith attempt to restore the service. The City Council may not reconvene until after one hour or the telephonic/internet service is restored, whichever is earlier. Upon reconvening the open session, if telephonic or internet service has not been restored, the City Council must make a finding by roll call vote that good faith efforts were made to restore the telephonic/internet service and that the public interest in continuing the meeting outweighs the public interest in remote access.

Translation Assistance at Meetings

- Must "reasonably assist" any member of the public who wishes to translate a City Council meeting into any language or wishes to receive interpretation provided by another member of the public.
- Must publicize instructions on how to request translation assistance.
- The City is not required to provide its own interpretation of meetings, but may elect to do so.

Translation of Agendas

- Must translate each City Council meeting agenda into all languages spoken jointly by 20% or more of the City's population, provided that 20% or more of the population that speaks that language speaks English "less than 'very well,'" and post each translated agenda in the same manner as the agenda printed in English. This requirement applies only to the agenda itself, not the entire agenda packet. The eligible language for the City of Diamond Bar is Chinese (see Attachment 5 - Applicable Languages Worksheet).
- Must provide a physical location to allow members of the public to post their own additional translations of the agenda.

Additional Required Actions to Encourage Residents from Underrepresented and Non-English Speaking Communities to Participate in Meetings

- Must have system in place for electronically accepting and fulfilling requests for meeting agendas and documents.
- Must have an accessible internet webpage dedicated to public meetings with a direct link on the homepage. This webpage must be translated into eligible languages and each translation must be accessible through a prominent direct link posted on the primary internet website home page of the City.
- Must make reasonable efforts, as determined by the attached "Encouraging Public Participation in City Council Meetings" City Council Policy (Attachment 2), to invite groups that do not traditionally participate in public meetings to attend.

The following provisions of SB 707 apply to City Council as well as all City Commissions.

Legislative Body Members May Participate Via Teleconference Due to a Disability Under Certain Circumstances

- A member of a legislative body with a disability, may be permitted to participate in a meeting by remote participation as a reasonable accommodation, without having to post an agenda at, or to allow public access to, the location from which they are participating by teleconference.
- The member participating remotely due to a disability is required to and must participate by both audio and video technologies (unless their physical condition results in a need to participate off camera) and must disclose whether anyone 18 years of age or older are present in the room and the nature of the member's relationship to those individuals.
- Remote participation under this provision would be treated as in-person attendance for all purposes, including quorum requirements.

Changes to Alternative Teleconferencing Provisions

- SB 707 revises and expands the Brown Act's existing alternative teleconferencing provisions. These changes include:
    - Sunset date extended from January 1, 2026 to January 1, 2030.
    - A uniform set of requirements that apply in all circumstances in which members of a legislative body are permitted to participate in a meeting from a remote location via teleconference without posting an agenda at or allowing public access to their teleconference location. These uniform requirements are substantially similar to the existing requirements that apply to teleconferencing during a "proclaimed state of emergency" and for "just cause" and "emergency circumstances" and require in most instances that the local agency provide either (1) a two-way audiovisual platform, or (2) a two-way telephonic service - and a live webcasting of the meeting for the public to remotely hear and visually observe the meeting, that the agenda describe how the public may access the meeting, and that the legislative body take no further action on any items on the agenda if remote access is disrupted and not restored.
    - Remote participation under the alternative teleconferencing provisions would once again be allowed during "local emergencies," in addition to states of emergency proclaimed by the Governor.
    - The definitions of "emergency circumstances" and "just cause" authorizing a member to participate via teleconference are now combined into a single definition of "just cause" and expanded to include an immunocompromised relative or domestic partner and certain military service obligations.
    - Must create a list of available meeting locations (Attachment 6 – Meeting Locations).
    - Subject to several limitations and requirements, the option for remote meeting participation for eligible subsidiary bodies may be extended to commissions, which serve exclusively in an advisory capacity. The Planning Commission would not be eligible because they are not purely advisory.
    - Members of multijurisdictional, cross-county bodies would be permitted to participate in meetings using the alternative teleconferencing provisions under specified circumstances.

Other Notable Changes to the Brown Act

- Must provide a copy of the Brown Act to every elected or appointed legislative body member.
- A legislative body is prohibited from adjusting its own compensation at a special meeting.
- The current provisions of the Brown Act requiring an oral report prior to approving any changes made to the compensation or benefits of a local agency executive have been extended to changes in compensation or benefits of department heads, as well.
- The January 1, 2026 sunset date for AB 992's social media restrictions has been removed. This law prohibits a majority of the members of a legislative body from using social media platforms to discuss among themselves official business, including making posts, commenting and even using digital icons known as "emojis". This law also prohibits a member of the legislative body from responding directly to

any communication on an internet-based social media platform regarding a matter that is within the subject matter jurisdiction of the legislative body that is posted or shared by another member.
- The existing authority of a legislative body to remove or limit participation by persons who engage in behavior that disrupts the orderly conduct of the meeting, has been extended to include members of the public participating in a meeting remotely via a two-way telephonic service or a two-way audiovisual platform who engage in such behavior.

Next Steps

Upon City Council adoption of the two proposed Policies, staff will implement all SB 707 requirements and policies. Staff will monitor implementation and update procedures as needed to ensure continued compliance with state law and best practices through the duration of Senate Bill 707. Additionally, the updated Brown Act rules and mandated policies will be brought back at a later time to be incorporated into the City Council Code of Ethics and Standards of Operation Policy.

LEGAL REVIEW:

The City Attorney has reviewed and approved the Policies as to form.

PREPARED BY:

Kristina Santana, City Clerk, City Clerk's Office

ATTACHMENTS:

1. Disruption of Telephonic or Internet Service During Council Meetings Policy
2. Encouraging Public Participation in City Council Meetings Policy
3. Summary of SB 707
4. Bill Text - SB-707
5. Applicable Languages Worksheet
6. Meeting Locations

Disruption of Telephonic or Internet Service During Council Meetings

1. Purpose

1.1 Senate Bill 707 (SB 707) (2025) amended the Brown Act to require eligible legislative bodies to adopt, on or before July 1, 2026, a policy that addresses how the agency will respond when there are disruptions in telephonic or internet service that prevents members of the public from attending or observing a meeting remotely. This policy establishes clear procedures for responding to a disruption in the telephonic or internet services that provide two-way remote public access to meetings of the City of Diamond Bar City Council as required by the Brown Act (Gov. Code § 54953.4). The policy affirms the City's commitment to transparency, accessibility, public participation, and continuity of government during technology disruptions.

2. Definitions

2.1 For purposes of this policy:

"Disruption" means any failure, outage, or other interruption that prevents members of the public from attending or observing the meeting via these remote access services.

"Remote access services" means the two-way telephonic service and/or two-way audiovisual platform used to provide real-time remote public attendance and observation of meetings.

3. Policy

3.1 This policy applies to all open and public meetings of the City of Diamond Bar City Council at which remote public participation is required under the Brown Act.

4. Procedure

In the event of a service disruption during public meetings:

4.1 Response to Service Disruptions:

4.1.1 If the Presiding Officer or City Clerk becomes aware of a disruption to the City's remote access services that prevents members of the public from attending or observing the meeting remotely:

4.1.1.1 The Presiding Officer or City Clerk shall immediately announce the disruption to the public.

4.1.1.2 The Presiding Officer may then call for a recess of the open session or convene the legislative body in closed session, consistent with the Brown Act.

4.1.1.3 Staff shall begin efforts to diagnose and restore the disrupted service.

4.1.1.4 The meeting shall remain in recess for at least one hour or until service is restored, whichever is sooner. The recess period may be extended if restoration efforts are ongoing.

4.2 Efforts to Restore Service:

4.2.1 Staff shall make good faith efforts to restore remote access services, which may include:

4.2.1.1 Troubleshooting teleconferencing platforms or software

4.2.1.2 Resetting or replacing audiovisual equipment

4.2.1.3 Attempting alternative connection methods

4.2.1.4 Contacting necessary support staff or service providers

4.2.1.5 Switching to back-up equipment or platforms, if available

4.2.2 The City Clerk shall document the restoration efforts taken.

4.3 Reconvening the Open Session

4.3.1 Timing:

The open session may be reconvened after at least one hour has elapsed from the time of disruption or as soon as service is restored, whichever occurs earlier.

4.3.2 If Service Is Restored:

If the remote access service is restored before or at the time the meeting reconvenes, the meeting shall continue as normal.

4.3.3 If Service is *Not* Restored:

If the remote access service has not been restored after one hour, the City Council may reconvene and:

1. Adjourn the meeting; or

2. Continue the meeting in open session by adopting, by roll call vote, the following, or a substantially similar, finding:

   "The City of Diamond Bar has made good faith efforts to restore telephonic or internet service in accordance with its adopted policy, and the public interest in continuing the meeting outweighs the public interest in remote public access."

3. Upon adoption of the finding, the legislative body may continue the open session despite the fact that remote access services have not been restored.

4.4 Documentation:

4.4.1 The City Clerk shall enter a brief statement into the meeting minutes, including the following:

- The nature and time of the disruption
- The restoration efforts undertaken
- The time the meeting was reconvened (if applicable)
- Any finding adopted pursuant to Section 4.3.3(2)

4.5 Review and Updates:

This policy may be amended by the Diamond Bar City Council at a noticed public meeting in open session, not on the Consent Calendar.

5. Further Information

5.1 For further information about this policy, contact the City Clerk's Office.

6. References

6.1 Brown Act (Government Code Section 54953.4)

City Council Policy and Procedure
Number: **Reviewed:** As-Needed
Effective Date: **Revised Date(s):**

Encouraging Public Participation in City Council Meetings

1. Purpose

1.1 Senate Bill 707 (SB 707) (2025) amended the Brown Act to include additional requirements to encourage participation in public meetings, particularly among underrepresented communities and non-English-speaking communities. Government Code § 54953.4(b)(3)(C) requires the City Council to determine and make reasonable efforts to invite groups that do not traditionally participate in public meetings to attend those meetings. This policy affirms the City's commitment to transparency, accessibility, and public participation.

2. Policy

2.1 This policy applies to all open and public meetings of the City of Diamond Bar City Council. It is meant to provide a flexible framework for outreach and shall be implemented consistent with available resources and evolving communication practices.

3. Procedure

3.1 The following constitute reasonable efforts to be taken by the City Clerk to encourage participation in City Council meetings pursuant to Government Code § 54953.4(b)(3)(C):

3.1.1 Media Outreach: Proactively include media organizations serving the City, including non-English-language newspapers and publications, in the distribution of City Council meeting agendas.

3.1.2 Electronic Access and Agenda Subscriptions: Include instructions on City website for accessing agendas. Maintain opportunities for members of the public to subscribe to receive City Council agendas and related materials through the City's website.

3.1.3 Multilingual Communication: Advertise the City website's ability to translate agendas to a variety of languages to increase awareness of meetings and participation opportunities.

3.1.4 Community and Organizational Outreach: Provide meeting information through existing City communication channels and partnerships with community-based organizations, neighborhood groups, and civic or community organizations, including those

serving non-English-speaking communities, as opportunities arise and consistent with available resources.

4. Further Information

4.1 For further information about this policy, contact the City Clerk's Office.

5. References

5.1 Brown Act (Government Code Section 54953.4(b)(3)(C))

Summary of Key Brown Act Provisions Under SB 707

Part 1 – Provisions Effective January 1, 2026

1. Legislative Members – General Requirements and Clarifications

#	Provision	Details	Applies To	Section
1.1	**Required Distribution of the Brown Act to Officials**	Converts previously optional authority into a mandate. Local agencies must now provide a copy of the Brown Act to all elected and appointed officials serving on legislative bodies, including boards and commissions.	All legislative bodies	54952.7
1.2	**Verbal Report on Executive and Department Head Compensation**	Expands existing requirement for a verbal summary before final action on salaries, salary schedules, or fringe benefits to now explicitly include department heads or similar administrative officers, in addition to local agency executives.	All legislative bodies	54953(d)(3)(A)
1.3	**Legislative Body Member May Participate Remotely as Reasonable Accommodation for a Disability**	A legislative body member may participate remotely in any meeting as a reasonable accommodation for a disability. Must participate on audio/video unless off-camera needed due to disability; disclose presence of anyone 18+ and relationship. Remote participation counts as in-person attendance for all purposes, including quorum.	All legislative bodies	54953(c)
1.4	**Sunset removed re: Social Media Communications by Legislative Bodies**	54952.2(b)(3) was set to expire 6/1/26; the sunset was removed. Legislative members may use public social media to share or gather information, but they cannot discuss agency business with each other or respond to one another's posts about such matters.	All legislative bodies	54952.2(b)(3)
1.5	**Clarification of "Teleconference" and "Remote Participation" Definitions**	Adds clarifications to distinguish between types of participation: • "Teleconference" does not include situations where members only watch or listen via webcast or other one-way platforms without interactive discussion or deliberation. • "Remote participation" means participation in a meeting by teleconference from a location other than any physical meeting location designated in the meeting notice.	All legislative bodies	54953(e)(2) – (3)

2. Teleconferencing – Just Cause and State of Emergency

#	Provision	Details	Applies To	Section
2.1	**Consolidation and Expansion of Standard Alternative Teleconferencing Provisions, including Emergency and "Just Cause" Teleconference**	Consolidates standard alternative teleconference provisions into 54953.8, previously provided as part of emergency teleconference (formerly 54953(e)) and "just cause" teleconference (formerly 54953(f)) rules. Key updates include: • Clarifies requirements for two-way audiovisual or telephonic access and real-time public comment. • Requires remote members and the legal basis for teleconference participation to be listed in minutes. • Requires agencies to provide a list of available meeting locations. • Requires disclosure by members of the presence of other adults in the room and their general relationship. • Adds 54953.8.1 to 54953.8.7 to provide specific rules for specified circumstances, including emergency and just cause. **Note:** This section, related to teleconference provisions, clarifies that video functionality may be disabled under the "two-way audiovisual platform" definition. The same clarity is not provided in sections related to Eligible Legislative Bodies. Review sections carefully with legal counsel to ensure requirements are met in all scenarios.	All legislative bodies	54953.8(b)
2.2	**Just Cause Teleconference Requirements**	Moves procedures from 54953(f) to 54953.8.3 specifying when "just cause" may be used for teleconferencing. Maintains same basic conditions: quorum at physical location in the jurisdiction, limits on teleconference meetings allowed per year, notification of need, audio/ video participation required. Key Updates Include: • Removes the required approval by the legislative body for a member to participate remotely for a personal emergency circumstance. • Requires remote members and the legal basis for teleconference participation to be listed in minutes. Disclosure of diagnosis, disability, and medical information is not required.	All legislative bodies	54953.8.3

#	Provision	Details	Applies To	Section
2.2 *(cont)*		• Personal emergency circumstances are no longer distinguished from just cause circumstances. • Additional just cause reasons: an immunocompromised family member that requires the member to participate remotely, a physical or family medical emergency, or military service that prevents in-person attendance. *Section currently scheduled to sunset 1/1/2030.*		
2.3	**State of Emergency Meeting Qualification Provisions**	Moves procedures from 54953(e) to 54953.8.2 specifying when state of emergency teleconference rules may be used. State of emergency provisions may be used in a declared state of emergency or local emergency.	All legislative bodies	54953.8.2

3. Teleconferencing – Subsidiary and Multijurisdictional Legislative Bodies

These provisions establish teleconferencing options for subsidiary and multijurisdictional bodies, distinct from the rules that apply to primary legislative bodies.

#	Provision	Details	Applies To	Section
3.1	**Teleconferencing Rules for Eligible <u>Subsidiary Bodies</u>**	New section governing teleconferencing for subsidiary bodies that serve in an advisory capacity. The full subsidiary body may meet remotely, provided that a staff member is present at a physical location accessible to the public for participation. Key requirements include: **Physical Meeting Requirements:** • Designate one physical location within the jurisdiction where in-person members and the public may attend. • At least one staff member must be present at the physical location. • Post the agenda at the physical location; posting is not required at remote locations.	Qualifying advisory subsidiary bodies	54953.8.6

#	Provision	Details	Applies To	Section
3.1 *(cont)*		**Member Participation:** • Members must appear on camera during open meetings unless a physical/ mental condition or technological issue prevents it. • If video is disabled due to connectivity, members must announce the reason before turning off the camera. • Elected officials serving on the subsidiary body must comply with Section 54953(b)(3) (i.e., remote location noticed on agenda and open to public, etc.) when participating remotely. **Legislative and Subsidiary Body Approval:** • Legislative body that created the subsidiary must approve teleconferencing initially and every six months. • Findings must address consideration of circumstances of the subsidiary body, find that public access would be enhanced, type of remote participation, public notification, and member diversity/ retention. • Following the findings, the subsidiary body must approve the use of teleconferencing before using it. • Legislative body may prohibit teleconferencing at any time. **Interaction with Legislative Body:** • Subsidiary body may request to present recommendations to the legislative body. • Legislative body must hold a discussion within 60 days of receiving the request at a regular meeting. • Discussion may not be placed on the consent calendar. • No action on recommendations may occur until the next regular meeting. **Eligibility & Scope:** • Advisory-only bodies with no final decision-making authority on legislation, regulations, contracts, licenses, permits, entitlements, grants, or allocation of funds. • Does not have primary subject matter jurisdiction over budgets, elections, police oversight, privacy, public library material access, or taxes, or related spending proposals. • May include elected and non-elected members. *Section currently scheduled to sunset 1/1/2030.*		

#	Provision	Details	Applies To	Section
3.2	**Teleconferencing Rules for Eligible <u>Multijurisdictional Bodies</u>**	New section governing teleconferencing for multijurisdictional boards, commissions, or advisory bodies. A majority of the members of a multijurisdictional body must attend from one or more physical locations. Members are permitted to participate remotely a limited number of times per year. Key requirements: **Authorization & Physical Participation:** • Must adopt a resolution at a regular meeting in open session authorizing teleconferencing. • At least a quorum must participate from one or more public physical locations within the agency's jurisdiction. • Members who receive compensation must participate from a public physical location (does not include reimbursement for expenses). **Remote Participation:** • The agenda must identify the remote member(s). • The remote member must be >20 miles from any physical meeting location. • Remote participation must include audio and visual technology. **Limits per year per member:** • 2 meetings/year if body meets 1x month or less. • 5 meetings/year if meets 2x month. • 7 meetings/year if meets 3+x month. • "Meeting" counts all meetings that begin on the same calendar day. Definitions: • "Eligible multijurisdictional body" = appointed multijurisdictional board, commission, or advisory body subject to the Brown Act. • "Multijurisdictional" = representatives from multiple counties, cities, city/county, or special districts; or a joint powers authority under Section 6500 et seq. *Section currently scheduled to sunset 1/1/2030.*	Eligible multi-jurisdictional boards, commissions, advisory bodies	54953.8.7

4. Other Public Access / Transparency Updates

#	Provision	Details	Applies To	Section
4.1	**Disruptive Behavior – Remote Participation**	Section 54957.96 is a new section clarifying that the presiding officer's authority to remove or limit participation for disruptive behavior explicitly extends to participants attending remotely. Maintains the same basic principle as in-person disruption: the presiding officer or their designee may remove or limit the participation of individuals disrupting a meeting after giving a warning, except in cases involving a true threat of force.	All legislative bodies	54957.95, 54957.96
4.2	**Expanded Prohibition on Special Meetings Regarding Salaries for the Legislative Body**	Expands the prohibition so that special meetings may not be called to discuss the salaries or benefits of the legislative body itself, in addition to local agency executives (previously applied only to executives).	All legislative bodies	54956(b)
4.3	**Removed Website Posting Limitation for Special Meetings**	Removes the previous limitation that only certain legislative bodies (generally 54952(a) bodies or compensated 54952(b) bodies linked to 54952(a) members) were required to post special meeting agendas on the agency's website.	All legislative bodies holding special meetings that have a website	54956(c)
4.4	**Public Comment Requirements – Committee Consideration Exceptions**	Reorganizes and expands provisions around public comment for items previously considered by a committee composed exclusively of legislative body members at a public meeting where the public was allowed to speak. Maintains same basic principle: public comment generally does not need to be repeated for items already considered by the committee. New Provisions Include: • Adds requirement that a quorum of the committee must have participated in person from a single, publicly accessible location within jurisdictional boundaries. • Establishes that the exception does not apply if the committee has primary subject matter jurisdiction over elections, budgets, police oversight, privacy, public library materials, or taxes/spending proposals.	All legislative bodies and committees subject to the Brown Act	54954.3(a)

Part 2 – Provisions Effective July 1, 2026 – Eligible Legislative Bodies

5. Applicability, Definitions, and Effective Dates for Provisions Related to "Eligible Legislative Bodies"

This section provides foundational information for the provisions in Sections 6 – 7, including which legislative bodies are subject to specific provisions in SB 707, key definitions relevant to public meetings and remote participation, and operative and sunset dates. Understanding these definitions and dates is essential for consistently applying all subsequent requirements.

#	Provision	Details	Applies To	Section
5.1	**Definition: "Eligible Legislative Body"**	Defines "eligible legislative body" to include: 1. City councils of cities with populations of 30,000 or more. 2. County boards of supervisors of counties (or city/counties) with populations of 30,000 or more. 3. City councils in counties with populations of 600,000 or more. 4. Boards of directors of special districts with an internet website that meet any of these conditions: a. Boundaries include an entire county with population ≥600,000 and the district has >200 full-time equivalent employees. b. The district has >1,000 full-time equivalent employees. c. The district has annual revenues exceeding $400 million (based on the most recent Financial Transaction Report from the California State Controller), adjusted for inflation starting January 1, 2027, and employs over 200 full-time equivalent employees.	All legislative bodies	54953.4(e)(2)
5.2	**Definitions: "Two-Way Telephonic Service" and "Two-Way Audiovisual Platform"**	"Two-way telephonic service" means a telephone service that allows listening and verbal participation without internet access. "Two-way audiovisual platform" means an online platform allowing participants to join via both interactive video and two-way telephonic service. **Note:** The definition of "Two-way audiovisual platform" does not explicitly allow video to be disabled, as is provided in other sections (54953.8(g)(3) & 54957.96).	Eligible Legislative Bodies	54953.4(e)(3) – (4)
5.3	**Operative and Sunset Dates for Eligible Legislative Bodies**	SB 707 requirements for eligible legislative bodies regarding public meetings, remote participation, and accessibility become operative on July 1, 2026, and remain in effect until January 1, 2030.	Eligible Legislative Bodies	54953.4(f)–(g)

6. Public Access / Meeting Transparency (Applies to Eligible Legislative Bodies)

For applicability, operative dates, and key definitions, see Section 5. All subsequent requirements in Sections 6–7 should be applied in the context of these definitions and effective dates.

#	Provision	Details	Applies To	Section
6.1	**Mandatory Remote Public Attendance Option**	Requires all open and public meetings of eligible legislative bodies to include an opportunity for the public to attend via two-way telephonic or two-way audiovisual platform, unless adequate service is not operational. If service is available only for part of the meeting, remote access must be provided for that portion.	Eligible Legislative Bodies	54953.4(b)(1)(A) (i) (I) (ia)
6.2	**Policy on Disruption of Telephonic or Internet Service (Deadline for Adoption: 7/1/2026)**	Requires each eligible legislative body to adopt, by July 1, 2026, a publicly approved policy to address procedures when disruption of telephone or internet service occurs. The policy must provide for recessing, reconvening, and the efforts that the body shall make to attempt to restore service. The policy cannot be adopted on the consent calendar.	Eligible Legislative Bodies	54953.4(b)(1)(A)(i)(I)(ib)(Ia)
6.3	**Procedures for Service Disruption During Meeting**	Requires eligible legislative bodies to recess open session for at least one hour, or until service is restored, and attempt in good faith to restore telephonic or internet service if a disruption prevents public access. Closed session may occur during the recess. Upon reconvening, if service is not restored, the body must make a roll call finding that good faith efforts were made in accordance with the adopted policy and that continuing the meeting outweighs the public interest in remote access.	Eligible Legislative Bodies	54953.4(b)(1)(A)(i)(I)(ib)(Ib) – (Ic)
6.4	**Requirements Triggered by Use of Audiovisual Platforms (vs. Telephone Only)**	If an eligible legislative body opts to provide a two-way audiovisual platform, it must publicly post a call-in option and enable automatic captioning if available. If no audiovisual platform is used, a two-way telephonic service must still be provided for public participation.	Eligible Legislative Bodies	54953.4(b)(1)(A)(ii)
6.5	**Equal Opportunity for Remote Public Comment**	Requires that when an eligible legislative body provides a two-way telephonic or audiovisual platform, the public must be able to provide comments via that platform, with the same time allotment as in-person attendees, consistent with Section 54954.3.	Eligible Legislative Bodies	54953.4(b)(1)(B)

#	Provision	Details	Applies To	Section
6.6	**Exemptions from Remote Access Requirements**	Specifies that the mandatory remote public attendance rules do not apply to meetings for: • Attending judicial/ administrative proceedings to which the agency is a party • Inspecting property (topics limited to directly related items) • Meeting with federal/state officials on legislative or regulatory issue affecting the local agency over which the officials have jurisdiction • Meeting at agency-owned facilities (topics limited to directly related items) • Emergency meetings under 54956.5.	Eligible Legislative Bodies	54953.4(b)(1)(A)(i)(II)

7. Language Access and Interpretation (Applies to Eligible Legislative Bodies)

For applicability, operative dates, and key definitions, see Section 5. All subsequent requirements in Sections 6–7 should be applied in the context of these definitions and effective dates.

#	Provision	Details	Applies To	Section
7.1	**Translation of Meeting Agendas into "Applicable Languages"**	Requires eligible legislative bodies to translate and post meeting agendas into all "applicable languages." Each translation must include instructions in that language for joining the meeting remotely. Posting of translated agendas is required in the traditional Brown Act posting timeframes. Translation using a digital translation service is acceptable. The translation requirement does not extend to the entire agenda packet.	Eligible Legislative Bodies with "Applicable Languages"	54953.4(c) – (e)

#	Provision	Details	Applies To	Section
7.2	**Public Meetings Information Webpage, Translation into "Applicable Languages," and Homepage Link**	Legislative bodies must create and maintain an accessible webpage dedicated to public meetings, that includes or links to: (1) a general explanation of the public meeting process, (2) an explanation of how to provide in-person or remote oral comment or written public comment, (3) a calendar of all public meetings with date/time/location, and (4) a link to posted agendas. The agency's homepage must include a prominent link to this public meeting webpage. The page must be translated into all "applicable languages." Each translation must be accessible through a prominent direct link on the agency's homepage. Translation using a digital translation service is acceptable. The agency is not responsible for the accuracy of translations.	Eligible Legislative Bodies	54953.4(b)(3)(B); 4953.4(c)(1)(B); 54953.4(c)(2)
7.3	**Electronic System for Agenda and Document Requests and Homepage Link**	Legislative bodies must provide a system to electronically accept and fulfill requests for meeting agendas and documents via email or integrated agenda platform. Information about how to make a request must be accessible via a prominent direct link on the agency's homepage.	Eligible Legislative Bodies	54953.4(b)(3)(A)
7.4	**Outreach to Underrepresented Groups and Non-English-Speaking Communities**	Legislative bodies must make reasonable efforts to encourage groups that don't traditionally participate in meetings to participate. Possible groups include media serving non-English speakers, and good government, civil rights, civic engagement, neighborhood, and community organizations, including those in non-English-speaking communities. Legislative bodies have broad discretion over meeting outreach requirements and are shielded from legal action for failure to contact any specific group.	Eligible Legislative Bodies	54953.4(b)(3)(C)

#	Provision	Details	Applies To	Section
7.5	**Public Location for Agenda Translations / No Liability**	Legislative bodies must provide a physical location that is freely accessible to the public, near the location where agendas and translations are posted. The public must be allowed to post additional translations of the agenda in that location. The agency is not responsible or liable for the content, accuracy, or posting of those translations.	Eligible Legislative Bodies	54953.4(c)(3) – (4)
7.6	**Public Interpretation Assistance / Optional Provision / No Liability**	Eligible legislative bodies must reasonably assist members of the public who wish to translate a meeting or receive interpretation, so long as it is not disruptive. Assistance may include arranging space for interpreters, allowing extra time for interpretation to occur, or allowing the use of personal equipment or reasonably access facilities to access commercially available interpretation services. Instructions on how to request assistance must be publicized. Agencies may also choose to provide interpretation directly but are not required to. Agencies are not liable for the content or accuracy of any interpretation provided.	Eligible Legislative Bodies	54953.4(b)(2)(A)–(C)
7.7	**Legislative Findings Encouraging Expanded Language Access**	States legislative intent that translation of agendas and enhanced language access are necessary for an informed public. Encourages local agencies to go beyond minimum requirements by translating into additional languages, using human translators, and increasing outreach.	Eligible Legislative Bodies	54953.4(a)

SB-707 Open meetings: meeting and teleconference requirements. (2025-2026)

SHARE THIS:

Date Published: 10/06/2025 02:00 PM

Senate Bill No. 707

CHAPTER 327

An act to amend Sections 54952.7, 54953, 54953.5, 54953.7, 54954.2, 54954.3, 54956, 54956.5, 54957.6, 54957.9, and 54957.95 of, to amend and repeal Section 54952.2 of, to add Sections 54953.8, 54953.8.1, 54953.8.2, and 54957.96 to, and to add and repeal Sections 54953.4, 54953.8.3, 54953.8.4, 54953.8.5, 54953.8.6, and 54953.8.7 of, the Government Code, relating to local government.

[Approved by Governor October 03, 2025. Filed with Secretary of State October 03, 2025.]

LEGISLATIVE COUNSEL'S DIGEST

SB 707, Durazo. Open meetings: meeting and teleconference requirements.

(1) Existing law, the Ralph M. Brown Act, requires, with specified exceptions, that all meetings of a legislative body, as defined, of a local agency be open and public and that all persons be permitted to attend and participate.

This bill would, beginning July 1, 2026, and until January 1, 2030, require an eligible legislative body, as defined, to comply with additional meeting requirements, including that, except as specified, all open and public meetings include an opportunity for members of the public to attend via a 2-way telephonic service or a 2-way audiovisual platform, as defined, and that the eligible legislative body take specified actions to encourage residents to participate in public meetings, as specified. The bill would require an eligible legislative body, on or before July 1, 2026, to approve at a noticed public meeting in open session a policy regarding disruption of telephonic or internet services occurring during meetings subject to these provisions, as specified, and would require the eligible legislative body to comply with certain requirements relating to disruption, including for certain disruptions, recessing the open session for at least one hour and making a good faith attempt to restore the service, as specified.

(2) Existing law prohibits a majority of the members of a legislative body, outside a meeting authorized by the act, from using a series of communications of any kind to discuss, deliberate, or take action on any item of business that is within the subject matter jurisdiction of the legislative body. Existing law defines "meetings" for these purposes to mean any congregation of a majority of the members of a legislative body at the same time and location, as specified, to hear, discuss, deliberate, or take action on any item that is within the subject

matter jurisdiction of the legislative body. Until January 1, 2026, existing law excepts from the prohibition a member engaging in separate conversations or communications outside of a meeting with any other person using an internet-based social media platform for specified purposes, provided, among other things, that a majority of the members do not use the internet-based social media platform to discuss among themselves business of a specific nature that is within the subject matter jurisdiction of the legislative body.

This bill would make the above-described exception related to communications on an internet-based social media platform applicable indefinitely.

(3) Existing law requires a legislative body, prior to taking final action, to orally report a summary of a recommendation for a final action on specified forms of compensation for a local agency executive, as defined, during the open meeting in which the final action is to be taken.

This bill would also require the legislative body to make that oral report, as provided above, prior to taking final action on those specified forms of compensation for a department head or other similar administrative officer of the local agency.

(4) Existing law requires a legislative body of a local agency or its designee, at least 72 hours before a regular meeting, to post an agenda that meets specified requirements, including that the agenda contain a brief general description of each item of business to be transacted or discussed at the meeting, as specified.

This bill would, beginning July 1, 2026, and until July 1, 2030, require the agenda for each meeting of an eligible legislative body, as defined, to be translated into all applicable languages. The bill would define "applicable languages" to mean languages, according to data from the most recent American Community Survey, spoken jointly by 20% or more of the applicable population, as specified, provided that 20% or more of the population that speaks that language that in that city or county speaks English less than "very well," as specified, and except as provided.

Existing law requires every agenda for regular meetings to provide an opportunity for members of the public to directly address the legislative body on any item of interest of the public, as specified. Existing law specifies that the agenda is not required to provide an opportunity for members of the public to address the legislative body on any item that has already been considered by a committee, as specified, except if the item has been substantially changed since the committee heard the item, as determined by the legislative body.

This bill would add certain exceptions to the provision related to an item that has already been considered by a committee, including excepting committees whose primary subject matter jurisdiction focuses on elections, budgets, police oversight, privacy, removing from, or restricting access to, materials available in public libraries, or taxes or related spending proposals, except as specified.

(5) Existing law authorizes a legislative body of a local agency to require a copy of the act to be given to each member of the legislative body and specified persons elected to serve as a member of the legislative body, and authorizes an elected legislative body member to require a copy to be given to each member of each legislative body all or a majority of whose members are appointed by or under the authority of the elected legislative body.

This bill would instead require a local agency to provide a copy of the act to any person elected or appointed to serve as a member of a legislative body of the local agency.

Existing law authorizes legislative bodies of local agencies to impose requirements upon themselves which allow greater access to their meetings than prescribed by the minimal standards set forth in the act, and authorizes an elected legislative body of a local agency to also impose those requirements on those appointed legislative bodies of the local agency of which all or a majority of the members are appointed by or under the authority of the elected legislative body.

This bill would remove the above-described requirement that members of an appointed legislative body of a local agency must be appointed by or under the authority of the elected legislative body of a local agency in order for the elected legislative body to impose the above-described requirements on the appointed legislative body.

(6) Existing law provides any person attending an open and public meeting of a legislative body of a local agency with the right to record the proceedings with an audio or visual recorder or a still or motion picture camera, as specified.

This bill would remove the reference to an audio or visual recorder or a still or motion picture camera for purposes of recording the proceedings, as described above.

(7) Existing law authorizes a legislative body of a local agency to use teleconferencing, as specified, and requires a legislative body of a local agency that elects to use teleconferencing to comply with specified general requirements, including that the local agency post agendas at all teleconference locations, identify each teleconference location in the notice and agenda of the meeting or proceeding, and have each teleconference location be accessible to the public. Existing law also requires that, during the teleconference, at least a quorum of the members of the legislative body participate from locations within the boundaries of the territory over which the local agency exercises jurisdiction, except as specified.

Existing law authorizes members who are outside the jurisdiction of a health authority, as defined, that conducts a teleconferencing meeting to, notwithstanding the above-described general teleconference provisions, count towards the establishment of a quorum when participating in the teleconference if, among other things, at least 50% of the number of members that would establish a quorum are present within the boundaries of the territory over which the authority exercises jurisdiction.

Existing law authorizes, in certain circumstances, the legislative body of a local agency to use specified alternative teleconferencing which include provisions related to, among others, notice of the means by which members of the public may access the meeting and offer public comment and identifying and including an opportunity for all persons to attend via a call-in option or an internet-based service option. Those circumstances in which the legislative body of a local agency is authorized to use the alternative teleconferencing provisions include specified circumstances relating to a state of emergency, as defined, and, until January 1, 2026, subject to specified limitations, a member's need to participate remotely due to just cause, defined to include, among other things, a need related to a physical or mental disability, or emergency circumstances, as defined, if certain quorum and disclosure requirements are met.

Existing law also authorizes certain eligible legislative bodies, including neighborhood councils and student body associations and student-run community college organizations to, until January 1, 2026, use alternate teleconferencing if, among other requirements, the city council or board of trustees, as applicable, has adopted an authorizing resolution and $^{2}/_{3}$ of the neighborhood city council or specified student organization, as applicable, votes to use alternate teleconference provisions, as specified.

This bill would revise and recast the above-specified teleconferencing and alternative teleconferencing provisions to uniformly apply certain noticing, disclosure, accessibility, and public commenting provisions. The bill would require a legislative body of a local agency that elects to use teleconferencing pursuant to these alternative teleconferencing provisions to comply with, in addition to any other applicable requirements under the act, specified requirements, including that the legislative body provides at least either 2-way audiovisual platform or 2-way telephonic service and a live webcasting of the meeting as a means by which the public may, among other things, remotely hear and visually observe the meeting, and that a member of the legislative body who participates in a teleconference meeting from a remote location pursuant to these alternative teleconferencing provisions and the specific provision of law that the member relied upon to permit their participation by teleconferencing are listed in the minutes of the meeting. The bill would require a local agency to identify and make available to legislative bodies a list of one or more meeting locations that may be available for use by the legislative bodies to conduct their meetings.

The bill would specify that nothing in the bill's provisions is to be construed to prohibit a member of a legislative body with a disability, as defined, from participating in any meeting of the legislative body by remote participation as a reasonable accommodation pursuant to any applicable law. The bill would apply certain provisions relative to, among other things, quorum establishment to that circumstance.

The bill would instead authorize a health authority, as defined, to conduct a teleconference meeting pursuant to the above-described alternative teleconferencing provisions.

The bill would revise and recast the alternative teleconferencing provisions applicable in a state of emergency, as defined. The bill would also include a local emergency, as defined, as a circumstance in which a legislative body of a local agency is authorized to use the alternative teleconferencing provisions.

The bill would revise and recast the alternative teleconferencing provisions applicable in cases of a member's need to participate remotely due to just cause or emergency circumstances, as defined, to remove the provision applicable to emergency circumstances, to revise related definitions, including broadening the definition of just cause to include, among other things, a physical or family medical emergency that prevents a member from attending in person, and to require the minutes for a meeting to identify the specific provision of law that each member relied upon to participate remotely, as specified. The bill would extend the authorization to use the alternative teleconferencing provision until January 1, 2030.

The bill would revise and recast the alternative teleconferencing provisions applicable to neighborhood councils and student body associations and student-run community college organizations. In regards to the alternative teleconferencing provisions applicable to student body associations and student-run community college organizations, the bill would exempt the California Online Community College from specified requirements for an in-person quorum, a physical location for public participation, and certain accommodations under the authorization, and remove the ability for a person with a disability that requires certain accommodations to count towards the in-person quorum requirement. The bill would specify that the student body associations and student-run community college organizations described above are those in any community college recognized within the California Community Colleges system, and would extend the authorization to the Student Senate for California Community Colleges. The bill would extend the authorization to use the alternative teleconferencing provisions applicable to neighborhood councils and student body associations and student-run community college organizations until January 1, 2030.

The bill would, until January 1, 2030, also authorize a specified subsidiary body of local agencies to conduct a teleconference meeting pursuant to the above-described alternative teleconferencing provisions, provided that it complies with the requirements for alternative teleconferencing described above and additional requirements, including that the subsidiary body designates one physical meeting location within the boundaries of the legislative body that created the subsidiary body where members of the subsidiary body who are not participating remotely shall be present and members of the public may physically attend, observe, hear, and participate in the meeting, as specified.

The bill would, until January 1, 2030, also authorize specified multijurisdictional bodies of local agencies to conduct a teleconference meeting pursuant to the above-described alternative teleconferencing provisions, provided that it complies with the requirements for alternative teleconferencing described above and additional requirements, including that the eligible multijurisdictional body has adopted a resolution that authorizes the multijurisdictional body to use teleconferencing at a regular meeting in open session.

The bill would specify that these teleconferencing provisions are cumulative, and would authorize a legislative body to elect to use any teleconferencing provisions that are applicable to a meeting, regardless of whether any other teleconferencing provisions would also be applicable to that meeting.

Existing law defines "teleconference" for purposes of the authorization for a legislative body of a local agency to use teleconferencing to mean a meeting of a legislative body, the members of which are in different locations, connected by electronic means, through either audio or video, or both.

This bill would specify that "teleconference" does not include the attendance of one or more members of a legislative body in a meeting of the body solely by watching or listening via webcasting or any other similar electronic medium that does not permit members to interactively speak, discuss, or deliberate on matters.

(8) Existing law authorizes a special meeting to be called any time by, among other persons, the presiding officer of the legislative body of a local agency, by delivering specified written notices and posting a notice on the local agency's internet website, if the local agency has one. Existing law requires specified legislative bodies to comply with the internet website posting requirement.

The bill would remove the requirement that only specified legislative bodies comply with the internet website posting requirement, thereby imposing that requirement on all legislative bodies.

(9) Existing law authorizes a legislative body of a local agency to hold an emergency meeting without complying with specified notice and posting requirements in the case of emergency circumstances, as specified, and imposes various requirements under these provisions applicable to either legislative bodies generally or legislative bodies which are a school board.

This bill would remove the school board distinction from the above-described provisions, thereby imposing the same requirements to hold an emergency meeting on all legislative bodies of local agencies.

By imposing additional duties on legislative bodies of local agencies, the bill would impose a state-mandated local program.

(10) Existing law authorizes, in addition to other related specified authorizations, the presiding member of the legislative body conducting a meeting or their designee to remove, or cause the removal of, an individual for disrupting the meeting. Existing law defines "disrupting" for these purposes to mean engaging in behavior during a meeting of a legislative body that actually disrupts, disturbs, impedes, or renders infeasible the orderly conduct of the meeting, as specified.

This bill would specify that a meeting for purposes of that provision includes any teleconferenced meeting. The bill would specify that the existing authority of a legislative body or its presiding officer to remove or limit participation by persons who engage in behavior that actually disrupts, disturbs, impedes, or renders infeasible the orderly conduct of the meeting, as specified, applies to members of the public participating in a meeting via a 2-way telephonic service or a 2-way audiovisual platform, as those terms are defined.

(11) The bill would make other updates to references in the act.

(12) Existing constitutional provisions require that a statute that limits the right of access to the meetings of public bodies or the writings of public officials and agencies be adopted with findings demonstrating the interest protected by the limitation and the need for protecting that interest.

This bill would make legislative findings to that effect.

(13) The California Constitution requires local agencies, for the purpose of ensuring public access to the meetings of public bodies and the writings of public officials and agencies, to comply with a statutory enactment that amends or enacts laws relating to public records or open meetings and contains findings demonstrating that the enactment furthers the constitutional requirements relating to this purpose.

This bill would make legislative findings to that effect.

(14) The bill would include findings that changes proposed by this bill address a matter of statewide concern rather than a municipal affair and, therefore, apply to all cities, including charter cities.

(15) The California Constitution requires the state to reimburse local agencies and school districts for certain costs mandated by the state. Statutory provisions establish procedures for making that reimbursement.

This bill would provide that no reimbursement is required by this act for a specified reason.

Vote: majority Appropriation: no Fiscal Committee: yes Local Program: yes

THE PEOPLE OF THE STATE OF CALIFORNIA DO ENACT AS FOLLOWS:

SECTION 1. Section 54952.2 of the Government Code, as amended by Section 1 of Chapter 89 of the Statutes of 2020, is amended to read:

54952.2. (a) As used in this chapter, "meeting" means any congregation of a majority of the members of a legislative body at the same time and location, including teleconference location as permitted by Section 54953, to hear, discuss, deliberate, or take action on any item that is within the subject matter jurisdiction of the legislative body.

(b) (1) A majority of the members of a legislative body shall not, outside a meeting authorized by this chapter, use a series of communications of any kind, directly or through intermediaries, to discuss, deliberate, or take action on any item of business that is within the subject matter jurisdiction of the legislative body.

(2) Paragraph (1) shall not be construed as preventing an employee or official of a local agency, from engaging in separate conversations or communications outside of a meeting authorized by this chapter with members of a legislative body in order to answer questions or provide information regarding a matter that is within the

subject matter jurisdiction of the local agency, if that person does not communicate to members of the legislative body the comments or position of any other member or members of the legislative body.

(3) (A) Paragraph (1) shall not be construed as preventing a member of the legislative body from engaging in separate conversations or communications on an internet-based social media platform to answer questions, provide information to the public, or to solicit information from the public regarding a matter that is within the subject matter jurisdiction of the legislative body provided that a majority of the members of the legislative body do not use the internet-based social media platform to discuss among themselves business of a specific nature that is within the subject matter jurisdiction of the legislative body. A member of the legislative body shall not respond directly to any communication on an internet-based social media platform regarding a matter that is within the subject matter jurisdiction of the legislative body that is made, posted, or shared by any other member of the legislative body.

(B) For purposes of this paragraph, all of the following definitions shall apply:

(i) "Discuss among themselves" means communications made, posted, or shared on an internet-based social media platform between members of a legislative body, including comments or use of digital icons that express reactions to communications made by other members of the legislative body.

(ii) "Internet-based social media platform" means an online service that is open and accessible to the public.

(iii) "Open and accessible to the public" means that members of the general public have the ability to access and participate, free of charge, in the social media platform without the approval by the social media platform or a person or entity other than the social media platform, including any forum and chatroom, and cannot be blocked from doing so, except when the internet-based social media platform determines that an individual violated its protocols or rules.

(c) Nothing in this section shall impose the requirements of this chapter upon any of the following:

(1) Individual contacts or conversations between a member of a legislative body and any other person that do not violate subdivision (b).

(2) The attendance of a majority of the members of a legislative body at a conference or similar gathering open to the public that involves a discussion of issues of general interest to the public or to public agencies of the type represented by the legislative body, provided that a majority of the members do not discuss among themselves, other than as part of the scheduled program, business of a specified nature that is within the subject matter jurisdiction of the local agency. Nothing in this paragraph is intended to allow members of the public free admission to a conference or similar gathering at which the organizers have required other participants or registrants to pay fees or charges as a condition of attendance.

(3) The attendance of a majority of the members of a legislative body at an open and publicized meeting organized to address a topic of local community concern by a person or organization other than the local agency, provided that a majority of the members do not discuss among themselves, other than as part of the scheduled program, business of a specific nature that is within the subject matter jurisdiction of the legislative body of the local agency.

(4) The attendance of a majority of the members of a legislative body at an open and noticed meeting of another body of the local agency, or at an open and noticed meeting of a legislative body of another local agency, provided that a majority of the members do not discuss among themselves, other than as part of the scheduled meeting, business of a specific nature that is within the subject matter jurisdiction of the legislative body of the local agency.

(5) The attendance of a majority of the members of a legislative body at a purely social or ceremonial occasion, provided that a majority of the members do not discuss among themselves business of a specific nature that is within the subject matter jurisdiction of the legislative body of the local agency.

(6) The attendance of a majority of the members of a legislative body at an open and noticed meeting of a standing committee of that body, provided that the members of the legislative body who are not members of the standing committee attend only as observers.

SEC. 2. Section 54952.2 of the Government Code, as added by Section 2 of Chapter 89 of the Statutes of 2020, is repealed.

SEC. 3. Section 54952.7 of the Government Code is amended to read:

54952.7. A local agency shall provide a copy of this chapter to any person elected or appointed to serve as a member of a legislative body of the local agency.

SEC. 4. Section 54953 of the Government Code, as amended by Section 2 of Chapter 534 of the Statutes of 2023, is amended to read:

54953. (a) All meetings of the legislative body of a local agency shall be open and public, and all persons shall be permitted to attend any meeting of the legislative body of a local agency, except as otherwise provided in this chapter.

(b) (1) Notwithstanding any other provision of law, the legislative body of a local agency may use teleconferencing for the benefit of the public and the legislative body of a local agency in connection with any meeting or proceeding authorized by law. The teleconferenced meeting or proceeding shall comply with all otherwise applicable requirements of this chapter and all otherwise applicable provisions of law relating to a specific type of meeting or proceeding.

(2) Teleconferencing, as authorized by this section, may be used for all purposes in connection with any meeting within the subject matter jurisdiction of the legislative body. If the legislative body of a local agency elects to use teleconferencing, the legislative body of a local agency shall comply with all of the following:

(A) All votes taken during a teleconferenced meeting shall be by rollcall.

(B) The teleconferenced meetings shall be conducted in a manner that protects the statutory and constitutional rights of the parties or the public appearing before the legislative body of a local agency.

(C) The legislative body shall give notice of the meeting and post agendas as otherwise required by this chapter.

(D) The legislative body shall allow members of the public to access the meeting and the agenda shall provide an opportunity for members of the public to address the legislative body directly pursuant to Section 54954.3.

(3) If the legislative body of a local agency elects to use teleconferencing, it shall post agendas at all teleconference locations. Each teleconference location shall be identified in the notice and agenda of the meeting or proceeding, and each teleconference location shall be accessible to the public. During the teleconference, at least a quorum of the members of the legislative body shall participate from locations within the boundaries of the territory over which the local agency exercises jurisdiction, except as expressly provided in this chapter.

(4) The teleconferencing requirements of this subdivision shall not apply to remote participation described in subdivision (c).

(c) (1) Nothing in this chapter shall be construed to prohibit a member of a legislative body with a disability from participating in any meeting of the legislative body by remote participation as a reasonable accommodation pursuant to any applicable law.

(2) A member of a legislative body participating in a meeting by remote participation pursuant to this subdivision shall do both of the following:

(A) The member shall participate through both audio and visual technology, except that any member with a disability, as defined in Section 12102 of Title 42 of the United States Code, may participate only through audio technology if a physical condition related to their disability results in a need to participate off camera.

(B) The member shall disclose at the meeting before any action is taken, whether any other individuals 18 years of age or older are present in the room at the remote location with the member, and the general

nature of the member's relationship with any of those individuals.

(3) Remote participation under this subdivision shall be treated as in-person attendance at the physical meeting location for all purposes, including any requirement that a quorum of the legislative body participate from any particular location. The provisions of subdivision (b) and Sections 54953.8 to 54953.8.7, inclusive, shall not apply to remote participation under this subdivision.

(d) (1) No legislative body shall take action by secret ballot, whether preliminary or final.

(2) The legislative body of a local agency shall publicly report any action taken and the vote or abstention on that action of each member present for the action.

(3) (A) Prior to taking final action, the legislative body shall orally report a summary of a recommendation for a final action on the salaries, salary schedules, or compensation paid in the form of fringe benefits of either of the following during the open meeting in which the final action is to be taken:

(i) A local agency executive, as defined in subdivision (d) of Section 3511.1.

(ii) A department head or other similar administrative officer of the local agency.

(B) This paragraph shall not affect the public's right under the California Public Records Act (Division 10 (commencing with Section 7920.000) of Title 1) to inspect or copy records created or received in the process of developing the recommendation.

(e) For purposes of this section, both of the following definitions apply:

(1) "Disability" means a physical disability or a mental disability as those terms are defined in Section 12926 and used in Section 12926.1, or a disability as defined in Section 12102 of Title 42 of the United States Code.

(2) (A) "Teleconference" means a meeting of a legislative body, the members of which are in different locations, connected by electronic means, through either audio or video, or both.

(B) Notwithstanding subparagraph (A), "teleconference" does not include one or more members watching or listening to a meeting via webcasting or any other similar electronic medium that does not permit members to interactively speak, discuss, or deliberate on matters.

(3) "Remote participation" means participation in a meeting by teleconference at a location other than any physical meeting location designated in the notice of the meeting.

SEC. 5. Section 54953.4 is added to the Government Code, to read:

54953.4. (a) The Legislature finds and declares that public access, including through translation of agendas as required by this section, is necessary for an informed populace. The Legislature encourages local agencies to adopt public access requirements that exceed the requirements of this chapter by translating additional languages, employing human translators, and conducting additional outreach.

(b) (1) In addition to any other applicable requirements of this chapter, a meeting held by a eligible legislative body pursuant to this chapter shall comply with both of the following requirements:

(A) (i) (I) (ia) All open and public meetings shall include an opportunity for members of the public to attend via a two-way telephonic service or a two-way audiovisual platform, except if adequate telephonic or internet service is not operational at the meeting location. If adequate telephonic or internet service is operational at the meeting location during only a portion of the meeting, the legislative body shall include an opportunity for members of the public to attend via a two-way telephonic service or a two-way audiovisual platform during that portion of the meeting.

(ib) (Ia) On or before July 1, 2026, an eligible legislative body shall approve at a noticed public meeting in open session, not on the consent calendar, a policy regarding disruption of telephonic or internet service occurring during meetings subject to this sub-subclause. The policy shall address the procedures for recessing and reconvening a meeting in the event of disruption and the efforts that the eligible legislative body shall make to attempt to restore the service.

(Ib) If a disruption of telephonic or internet service that prevents members of the public from attending or observing the meeting via the two-way telephonic service or two-way audiovisual platform occurs during the meeting, the eligible legislative body shall recess the open session of the meeting for at least one hour and make a good faith attempt to restore the service. The eligible legislative body may meet in closed session during this period. The eligible legislative body shall not reconvene the open session of the meeting until at least one hour following the disruption, or until telephonic or internet service is restored, whichever is earlier.

(Ic) Upon reconvening the open session, if telephonic or internet service has not been restored, the eligible legislative body shall adopt a finding by rollcall vote that good faith efforts to restore the telephonic or internet service have been made in accordance with the policy adopted pursuant to sub-sub-subclause (Ia) and that the public interest in continuing the meeting outweighs the public interest in remote public access.

(II) Subclause (I) does not apply to a meeting that is held to do any of the following:

(ia) Attend a judicial or administrative proceeding to which the local agency is a party.

(ib) Inspect real or personal property provided that the topic of the meeting is limited to items directly related to the real or personal property.

(ic) Meet with elected or appointed officials of the United States or the State of California, solely to discuss a legislative or regulatory issue affecting the local agency and over which the federal or state officials have jurisdiction.

(id) Meet in or nearby a facility owned by the agency, provided that the topic of the meeting is limited to items directly related to the facility.

(ie) Meet in an emergency situation pursuant to Section 54956.5.

(ii) If an eligible legislative body elects to provide a two-way audiovisual platform, the eligible legislative body shall publicly post and provide a call-in option, and activate any automatic captioning function during the meeting if an automatic captioning function is included with the two-way audiovisual platform. If an eligible legislative body does not elect to provide a two-way audiovisual platform, the eligible legislative body shall provide a two-way telephonic service for the public to participate in the meeting, pursuant to subclause (I).

(B) (i) All open and public meetings for which attendance via a two-way telephonic service or a two-way audiovisual platform is provided in accordance with paragraph (1) shall provide the public with an opportunity to provide public comment in accordance with Section 54954.3 via the two-way telephonic or two-way audiovisual platform, and ensure the opportunity for the members of the public participating via a two-way telephonic or two-way audiovisual platform to provide public comment with the same time allotment as a person attending a meeting in person.

(2) (A) An eligible legislative body shall reasonably assist members of the public who wish to translate a public meeting into any language or wish to receive interpretation provided by another member of the public, so long as the interpretation is not disrupting to the meeting, as defined in Section 54957.95. The eligible legislative body shall publicize instructions on how to request assistance under this subdivision. Assistance may include any of the following, as determined by the eligible legislative body:

(i) Arranging space for one or more interpreters at the meeting location.

(ii) Allowing extra time during the meeting for interpretation to occur.

(iii) Ensuring participants may utilize their personal equipment or reasonably access facilities for participants to access commercially available interpretation services.

(B) This section does not require an eligible legislative body to provide interpretation of any public meeting, however, an eligible legislative body may elect to provide interpretation of any public meeting.

(C) The eligible legislative body is not responsible for the content or accuracy of any interpretation facilitated, assisted with, or provided under this subdivision. An action shall not be commenced or maintained against the eligible legislative body arising from the content or accuracy of any interpretation facilitated, assisted with, or provided under this subdivision.

(3) An eligible legislative body shall take the following actions to encourage residents, including those in underrepresented communities and non-English-speaking communities, to participate in public meetings:

(A) Have in place a system for electronically accepting and fulfilling requests for meeting agendas and documents pursuant to Section 54954.1 through email or through an integrated agenda management platform. Information about how to make a request using this system shall be accessible through a prominent direct link posted on the primary internet website home page of the eligible legislative body.

(B) (i) Create and maintain an accessible internet webpage dedicated to public meetings that includes, or provides a link to, all of the following information:

(I) A general explanation of the public meeting process for the eligible legislative body.

(II) An explanation of the procedures for a member of the public to provide in-person or remote oral public comment during a public meeting or to submit written public comment.

(III) A calendar of all public meeting dates with calendar listings that include the date, time, and location of each public meeting.

(IV) The agenda posted online pursuant to paragraph (2) of subdivision (a) of Section 54954.2.

(ii) The eligible legislative body shall include a link to the webpage required by subparagraph (A) on the home page of the eligible legislative body's internet website.

(C) (i) Make reasonable efforts, as determined by the legislative body, to invite groups that do not traditionally participate in public meetings to attend those meetings, which may include, but are not limited to, all the following:

(I) Media organizations that provide news coverage in the jurisdiction of the eligible legislative body, including media organizations that serve non-English-speaking communities.

(II) Good government, civil rights, civic engagement, neighborhood, and community group organizations, or similar organizations that are active in the jurisdiction of the eligible legislative body, including organizations active in non-English-speaking communities.

(ii) Legislative bodies shall have broad discretion in the choice of reasonable efforts they make under this subparagraph. No action shall be commenced or maintained against an eligible legislative body arising from failing to provide public meeting information to any specific group pursuant to this subparagraph.

(c) (1) (A) The agenda for each meeting of an eligible legislative body shall be translated into all applicable languages, and each translation shall be posted in accordance with Section 54954.2. Each translation shall include instructions in the applicable language describing how to join the meeting by the telephonic or internet-based service option, including any requirements for registration for public comment.

(B) The accessible internet webpage provided under subparagraph (B) of paragraph (3) of subdivision (b) shall be translated into all applicable languages, and each translation shall be accessible through a prominent direct link posted on the primary internet website home page of the eligible legislative body.

(2) A translation made using a digital translation service shall satisfy the requirements of paragraph (1).

(3) The eligible legislative body shall make available a physical location that is freely accessible to the public in reasonable proximity to the physical location in which the agenda and translations are posted as described in paragraph (1), and shall allow members of the public to post additional translations of the agenda in that location.

(4) The eligible legislative body is not responsible for the content or accuracy of any translation provided pursuant to this subdivision. No action shall be commenced or maintained against an eligible legislative body arising from the content, accuracy, posting, or removal of any translation provided by the eligible legislative body or posted by any person pursuant to this subdivision.

(5) For the purposes of this section, the agenda does not include the entire agenda packet.

(d) This section shall not be construed to affect or supersede any other applicable civil rights, nondiscrimination, or public access laws.

(e) For purposes of this section, all of the following definitions apply:

(1) (A) "Applicable languages" means languages, according to data from the most recent American Community Survey, spoken jointly by 20 percent or more of the applicable population, provided that 20 percent or more of the population that speaks that language in that city or county speaks English less than "very well."

(B) For the purposes of subparagraph (A), the applicable population shall be determined as follows:

(i) For an eligible legislative body that is a city council or county board of supervisors, the applicable population shall be the population of the city or county.

(ii) For an eligible legislative body of a special district, the applicable population shall be either of the following, at the discretion of the board of directors of the special district:

(I) The population of the county with the greatest population within the boundaries of the special district.

(II) The population of the service area of the special district, if the special district has the data to determine what languages spoken by the population within its service area meet the requirements of paragraph (A).

(C) If more than three languages meet the criteria set forth in subparagraph (A), "applicable languages" shall mean the three languages described in subparagraph (A) that are spoken by the largest percentage of the population.

(D) An eligible legislative body may elect to determine the applicable languages based upon a source other than the most recent American Community Survey if it makes a finding, based upon substantial evidence, that the other source provides equally or more reliable data for the territory over which the eligible legislative body exercises jurisdiction.

(2) "Eligible legislative body" means any of the following:

(A) A city council of a city with a population of 30,000 or more.

(B) A county board of supervisors of a county, or city and county, with a population of 30,000 or more.

(C) A city council of a city located in a county with a population of 600,000 or more.

(D) The board of directors of a special district that has an internet website and meets any of the following conditions:

(i) The boundaries of the special district include the entirety of a county with a population of 600,000 or more, and the special district has over 200 full-time equivalent employees.

(ii) The special district has over 1,000 full-time equivalent employees.

(iii) The special district has annual revenues, based on the most recent Financial Transaction Report data published by the California State Controller, that exceed four hundred million dollars ($400,000,000), adjusted annually for inflation commencing January 1, 2027, as measured by the percentage change in the California Consumer Price Index from January 1 of the prior year to January 1 of the current year, and the special district employs over 200 full-time equivalent employees.

(3) "Two-way audiovisual platform" means an online platform that provides participants with the ability to participate in a meeting via both an interactive video conference and a two-way telephonic service.

(4) "Two-way telephonic service" means a telephone service that does not require internet access and allows participants to dial a telephone number to listen and verbally participate.

(f) This section shall become operative on July 1, 2026.

(g) This section shall remain in effect only until January 1, 2030, and as of that date is repealed.

SEC. 6. Section 54953.5 of the Government Code is amended to read:

54953.5. (a) Any person attending an open and public meeting of a legislative body of a local agency shall have the right to record the proceedings in the absence of a reasonable finding by the legislative body of the local agency that the recording cannot continue without noise, illumination, or obstruction of view that constitutes, or would constitute, a persistent disruption of the proceedings.

(b) Any recording of an open and public meeting made for whatever purpose by or at the direction of the local agency shall be subject to inspection pursuant to the California Public Records Act (Division 10 (commencing with Section 7920.000) of Title 1), but, notwithstanding Section 34090, may be erased or destroyed 30 days after the recording. Any inspection of an audio or video recording shall be provided without charge on equipment made available by the local agency.

SEC. 7. Section 54953.7 of the Government Code is amended to read:

54953.7. Notwithstanding any other provision of law, legislative bodies of local agencies may impose requirements upon themselves which allow greater access to their meetings than prescribed by the minimal standards set forth in this chapter. In addition thereto, an elected legislative body of a local agency may impose those requirements on appointed legislative bodies of the local agency.

SEC. 8. Section 54953.8 is added to the Government Code, to read:

54953.8. (a) The legislative body of a local agency may use teleconferencing as authorized by subdivision (b) of Section 54953 without complying with the requirements of paragraph (3) of subdivision (b) of Section 54953 in any of the circumstances described in Sections 54953.8.1 to 54953.8.7, inclusive.

(b) A legislative body that holds a teleconference meeting pursuant to this section shall, in addition to any other applicable requirements of this chapter, comply with all of the following:

(1) The legislative body shall provide at least one of the following as a means by which the public may remotely hear and visually observe the meeting, and remotely address the legislative body:

(A) A two-way audiovisual platform.

(B) A two-way telephonic service and a live webcasting of the meeting.

(2) In each instance in which notice of the time of the teleconference meeting held pursuant to this section is otherwise given or the agenda for the meeting is otherwise posted, the legislative body shall also give notice of the means by which members of the public may access the meeting and offer public comment. The agenda shall identify and include an opportunity for all persons to attend via a call-in option or an internet-based service option.

(3) In the event of a disruption that prevents the legislative body from broadcasting the meeting to members of the public using the call-in option or internet-based service option, or in the event of a disruption within the local agency's control that prevents members of the public from offering public comments using the call-in option or internet-based service option, the legislative body shall take no further action on items appearing on the meeting agenda until public access to the meeting via the call-in option or internet-based service option is restored. Actions taken on agenda items during a disruption that prevents the legislative body from broadcasting the meeting may be challenged pursuant to Section 54960.1.

(4) The legislative body shall not require public comments to be submitted in advance of the meeting and must provide an opportunity for the public to address the legislative body and offer comment in real time.

(5) Notwithstanding Section 54953.3, an individual desiring to provide public comment through the use of an internet website, or other online platform, not under the control of the local legislative body, that requires registration to log in to a teleconference may be required to register as required by the third-party internet website or online platform to participate.

(6) (A) A legislative body that provides a timed public comment period for each agenda item shall not close the public comment period for the agenda item, or the opportunity to register, pursuant to paragraph (5), to provide public comment until that timed public comment period has elapsed.

(B) A legislative body that does not provide a timed public comment period, but takes public comment separately on each agenda item, shall allow a reasonable amount of time per agenda item to allow public members the opportunity to provide public comment, including time for members of the public to register pursuant to paragraph (5), or otherwise be recognized for the purpose of providing public comment.

(C) A legislative body that provides a timed general public comment period that does not correspond to a specific agenda item shall not close the public comment period or the opportunity to register, pursuant to paragraph (5), until the timed general public comment period has elapsed.

(7) Any member of the legislative body who participates in a teleconference meeting from a remote location pursuant to this section and the specific provision of law that the member relied upon to permit their participation by teleconferencing shall be listed in the minutes of the meeting.

(8) The legislative body shall have and implement a procedure for receiving and swiftly resolving requests for reasonable accommodation for individuals with disabilities, consistent with the federal Americans with Disabilities Act of 1990 (42 U.S.C. Sec. 12132), and resolving any doubt in favor of accessibility. In each instance in which notice of the time of the meeting is otherwise given or the agenda for the meeting is otherwise posted, the legislative body shall also give notice of the procedure for receiving and resolving requests for accommodation.

(9) The legislative body shall conduct meetings subject to this chapter consistent with applicable civil rights and nondiscrimination laws.

(c) A local agency shall identify and make available to legislative bodies a list of one or more meeting locations that may be available for use by the legislative bodies to conduct their meetings.

(d) (1) Nothing in this section shall prohibit a legislative body from providing the public with additional teleconference locations.

(2) Nothing in this section shall prohibit a legislative body from providing the public with additional physical locations in which the public may observe and address the legislative body by electronic means.

(e) A member of a legislative body who participates in a teleconference meeting from a remote location pursuant to this section shall publicly disclose at the meeting before any action is taken whether any other individuals 18 years of age or older are present in the room at the remote location with the member, and the general nature of the member’s relationship with those individuals.

(f) The teleconferencing provisions described in Section 54953 and Sections 54953.8.1 to 54953.8.7, inclusive, are cumulative. A legislative body may elect to use any teleconferencing provisions that are applicable to a meeting, regardless of whether any other teleconferencing provisions would also be applicable to that meeting.

(g) For purposes of this section, the following definitions apply:

(1) “Remote location” means a location from which a member of a legislative body participates in a meeting pursuant to paragraph (7) of subdivision (b), other than any physical meeting location designated in the notice of the meeting. Remote locations need not be accessible to the public.

(2) “Teleconference” means a meeting of a legislative body, the members of which are in different locations, connected by electronic means, through either audio or video, or both.

(3) "Two-way audiovisual platform" means an online platform that provides participants with the ability to participate in a meeting via both an interactive video conference and a two-way telephonic service. A two-way audiovisual platform may be structured to disable the use of video for the public participants.

(4) "Two-way telephonic service" means a telephone service that does not require internet access and allows participants to dial a telephone number to listen and verbally participate.

(5) "Webcasting" means a streaming video broadcast online or on television, using streaming media technology to distribute a single content source to many simultaneous listeners and viewers.

SEC. 9. Section 54953.8.1 is added to the Government Code, to read:

54953.8.1. (a) A health authority may conduct a teleconference meeting pursuant to Section 54953.8, provided that it complies with the requirements of that section.

(b) Nothing in this section or Section 54953.8 shall be construed as discouraging health authority members from regularly meeting at a common physical site within the jurisdiction of the authority or from using teleconference locations within or near the jurisdiction of the authority.

(c) For purposes of this section, a health authority means any entity created pursuant to Sections 14018.7, 14087.31, 14087.35, 14087.36, 14087.38, and 14087.9605 of the Welfare and Institutions Code, any joint powers authority created pursuant to Article 1 (commencing with Section 6500) of Chapter 5 of Division 7 for the purpose of contracting pursuant to Section 14087.3 of the Welfare and Institutions Code, and any advisory committee to a county-sponsored health plan licensed pursuant to Chapter 2.2 (commencing with Section 1340) of Division 2 of the Health and Safety Code if the advisory committee has 12 or more members.

SEC. 10. Section 54953.8.2 is added to the Government Code, to read:

54953.8.2. (a) A legislative body of a local agency may conduct a teleconference meeting pursuant to Section 54953.8 during a proclaimed state of emergency or local emergency, provided that it complies with the requirements of that section and the teleconferencing is used in either of the following circumstances:

(1) For the purpose of determining, by majority vote, whether as a result of the emergency, meeting in person would present imminent risks to the health or safety of attendees.

(2) After a determination described in paragraph (1) is made that, as a result of the emergency, meeting in person would present imminent risks to the health or safety of attendees.

(b) If the state of emergency or local emergency remains active, in order to continue to teleconference pursuant to this section, the legislative body shall, no later than 45 days after teleconferencing for the first time pursuant to this section, and every 45 days thereafter, make the following findings by majority vote:

(1) The legislative body has reconsidered the circumstances of the state of emergency or local emergency.

(2) The state of emergency or local emergency continues to directly impact the ability of the members to meet safely in person.

(c) This section shall not be construed to require the legislative body to provide a physical location from which the public may attend or comment.

(d) Notwithstanding paragraph (1) of subdivision (b) of Section 54953.8, a legislative body conducting a teleconference meeting pursuant to this section may elect to use a two-way telephonic service without a live webcasting of the meeting.

(e) For purposes of this section, the following definitions apply:

(1) "Local emergency" means a condition of extreme peril to persons or property proclaimed by the governing body of the local agency affected, in accordance with Section 8630 of the California Emergency Services Act (Chapter 7 (commencing with Section 8550) of Division 1 of Title 2), as defined in Section 8680.9, or a local health emergency declared pursuant to Section 101080 of the Health and Safety Code. Local emergency, as

used in this section, refers only to local emergencies in the boundaries of the territory over which the local agency exercises jurisdiction.

(2) "State of emergency" means state of emergency proclaimed pursuant to Section 8625 of the California Emergency Services Act (Chapter 7 (commencing with Section 8550) of Division 1 of Title 2).

SEC. 11. Section 54953.8.3 is added to the Government Code, to read:

54953.8.3. (a) A legislative body of a local agency may conduct a teleconference meeting pursuant to Section 54953.8 if, during the teleconference meeting, at least a quorum of the members of the legislative body participates in person from a singular physical location clearly identified on the agenda, which location shall be open to the public and situated within the boundaries of the territory over which the local agency exercises jurisdiction, provided that the legislative body complies with the requirements of Section 54953.8 and all of the following additional requirements:

(1) A member of the legislative body notifies the legislative body at the earliest opportunity possible, including at the start of a regular meeting, of their need to participate remotely for just cause, including a general description of the circumstances relating to their need to appear remotely at the given meeting.

(2) The member shall participate through both audio and visual technology.

(3) (A) The provisions of this subdivision shall not serve as a means for any member of a legislative body to participate in meetings of the legislative body solely by teleconference from a remote location for just cause for more than the following number of meetings, as applicable:

(i) Two meetings per year, if the legislative body regularly meets once per month or less.

(ii) Five meetings per year, if the legislative body regularly meets twice per month.

(iii) Seven meetings per year, if the legislative body regularly meets three or more times per month.

(B) For the purpose of counting meetings attended by teleconference under this paragraph, a "meeting" shall be defined as any number of meetings of the legislative body of a local agency that begin on the same calendar day.

(b) The minutes for the meeting shall identify the specific provision in subdivision (c) that each member relied upon to participate remotely. This subdivision shall not be construed to require the member to disclose any medical diagnosis or disability, or any personal medical information that is otherwise exempt under existing law, including, but not limited to, the Confidentiality of Medical Information Act (Chapter 1 (commencing with Section 56) of Part 2.6 of Division 1 of the Civil Code).

(c) For purposes of this section, "just cause" means any of the following:

(1) Childcare or caregiving need of a child, parent, grandparent, grandchild, sibling, spouse, or domestic partner that requires them to participate remotely. "Child," "parent," "grandparent," "grandchild," and "sibling" have the same meaning as those terms do in Section 12945.2.

(2) A contagious illness that prevents a member from attending in person.

(3) A need related to a physical or mental condition that is not subject to subdivision (c) of Section 54953.

(4) Travel while on official business of the legislative body or another state or local agency.

(5) An immunocompromised child, parent, grandparent, grandchild, sibling, spouse, or domestic partner of the member that requires the member to participate remotely.

(6) A physical or family medical emergency that prevents a member from attending in person.

(7) Military service obligations that result in a member being unable to attend in person because they are serving under official written orders for active duty, drill, annual training, or any other duty required as a

member of the California National Guard or a United States Military Reserve organization that requires the member to be at least 50 miles outside the boundaries of the local agency.

(d) This section shall remain in effect only until January 1, 2030, and as of that date is repealed.

SEC. 12. Section 54953.8.4 is added to the Government Code, to read:

54953.8.4. (a) An eligible neighborhood council may conduct a teleconference meeting pursuant to Section 54953.8, provided that it complies with the requirements of that section and all of the following have occurred:

(1) (A) The city council for a city described in paragraph (2) of subdivision (b) considers whether to adopt a resolution to authorize eligible neighborhood councils to use teleconferencing as described in this section at an open and regular meeting.

(B) If the city council adopts a resolution described in subparagraph (A), an eligible neighborhood council may elect to use teleconferencing pursuant to this section if a majority of the eligible neighborhood council votes to do so. The eligible neighborhood council shall notify the city council if it elects to use teleconferencing pursuant to this section and its justification for doing so.

(C) Upon receiving notification from an eligible neighborhood council described in subparagraph (B), the city council may adopt a resolution to prohibit the eligible neighborhood council from using teleconferencing pursuant to this section.

(2) After completing the requirements of subparagraph (A) of paragraph (1), an eligible neighborhood council that holds a meeting pursuant to this subdivision shall do all of the following:

(A) At least a quorum of the members of the eligible neighborhood council shall participate from locations within the boundaries of the city in which the eligible neighborhood council is established.

(B) At least once per year, at least a quorum of the members of the eligible neighborhood council shall participate in person from a singular physical location that is open to the public and within the boundaries of the eligible neighborhood council.

(3) If the meeting is during regular business hours of the offices of the city council member that represents the area that includes the eligible neighborhood council, the eligible neighborhood council shall provide a publicly accessible physical location from which the public may attend or comment, which shall be the offices of the city council member who represents the area where the eligible neighborhood council is located, unless the eligible neighborhood council identifies an alternative location.

(4) If the meeting is outside regular business hours, the eligible neighborhood council shall make reasonable efforts to accommodate any member of the public that requests an accommodation to participate in the meeting.

(b) For purposes of this section, the following definitions apply:

(1) "Accommodation" means providing a publicly accessible physical location for the member of the public to participate from, providing access to technology necessary to participate in the meeting, or identifying locations or resources available that could provide the member of the public with an opportunity to participate in the meeting.

(2) "Eligible neighborhood council" means a neighborhood council that is an advisory body with the purpose to promote more citizen participation in government and make government more responsive to local needs that is established pursuant to the charter of a city with a population of more than 3,000,000 people that is subject to this chapter.

(c) This section shall remain in effect only until January 1, 2030, and as of that date is repealed.

SEC. 13. Section 54953.8.5 is added to the Government Code, to read:

54953.8.5. (a) An eligible community college student organization may conduct a teleconference meeting pursuant to Section 54953.8, provided that it complies with the requirements of that section and all of the following additional requirements:

(1) An eligible community college student organization may only use teleconferencing as described in Section 54953.8 after all the following have occurred:

(A) The board of trustees for a community college district considers whether to adopt a resolution to authorize eligible community college student organizations to use teleconferencing as described in this section at an open and regular meeting.

(B) If the board of trustees for a community college district adopts a resolution described in subparagraph (A), an eligible community college student organization may elect to use teleconferencing pursuant to this section if a majority of the eligible community college student organization votes to do so. The eligible community college student organization shall notify the board of trustees if it elects to use teleconferencing pursuant to this section and its justification for doing so.

(C) Upon receiving notification from an eligible community college student organization as described in subparagraph (B), the board of trustees may adopt a resolution to prohibit the eligible community college student organization from using teleconferencing pursuant to this section.

(D) (i) Except as specified in clause (ii), at least a quorum of the members of the eligible community college student organization shall participate from a singular physical location that is accessible to the public and is within the community college district in which the eligible community college student organization is established.

(ii) The requirements described in clause (i) shall not apply to the California Online Community College.

(iii) Notwithstanding the requirements of clause (i), a person may count toward the establishment of a quorum pursuant to clause (i) regardless of whether the person is participating at the in-person location of the meeting or remotely if the person meets any of the following criteria:

(I) The person is under 18 years of age.

(II) The person is incarcerated.

(III) The person is unable to disclose the location that they are participating from because of either of the following circumstances:

(ia) The person has been issued a protective court order, including, but not limited to, a domestic violence restraining order.

(ib) The person is participating in a program that has to remain confidential, including, but not limited to, an independent living program.

(IV) The person provides childcare or caregiving to a child, parent, grandparent, grandchild, sibling, spouse, or domestic partner that requires them to participate remotely. For purposes of this subclause, "child," "parent," "grandparent," "grandchild," and "sibling" have the same meaning as those terms are defined in Section 12945.2.

(2) An eligible community college student organization that holds a meeting by teleconference as described in Section 54953.8 shall do the following, as applicable:

(A) (i) Except as specified in subparagraph (B), if the meeting is during regular business hours of the offices of the board of trustees of the community college district, the eligible community college student organization shall provide a publicly accessible physical location from which the public may attend or comment, which shall be the offices of the board of trustees of the community college district, unless the eligible community college student organization identifies an alternative location.

(ii) Except as specified in subparagraph (B), if the meeting is outside regular business hours, the eligible community college student organization shall make reasonable efforts to accommodate any member of

the public that requests an accommodation to participate in the meeting. For the purposes of this subparagraph, "accommodation" means providing a publicly accessible physical location for the member of the public to participate from, providing access to technology necessary to participate in the meeting, or identifying locations or resources available that could provide the member of the public with an opportunity to participate in the meeting.

(B) The requirements described in subparagraph (A) shall not apply to the California Online Community College.

(b) For purposes of this section, "eligible community college student organization" means a student body association organized pursuant to Section 76060 of the Education Code, or any other student-run community college organization that is required to comply with the meeting requirements of this chapter, that is in any community college recognized within the California Community Colleges system and includes the Student Senate for California Community Colleges.

(c) This section shall remain in effect only until January 1, 2030, and as of that date is repealed.

SEC. 14. Section 54953.8.6 is added to the Government Code, to read:

54953.8.6. (a) An eligible subsidiary body may conduct a teleconference meeting pursuant to Section 54953.8, provided that it complies with the requirements of that section and all of the following additional requirements:

(1) The eligible subsidiary body shall designate one physical meeting location within the boundaries of the legislative body that created the eligible subsidiary body where members of the subsidiary body who are not participating remotely shall be present and members of the public may physically attend, observe, hear, and participate in the meeting. At least one staff member of the eligible subsidiary body or the legislative body that created the eligible subsidiary body shall be present at the physical meeting location during the meeting. The eligible subsidiary body shall post the agenda at the physical meeting location, but need not post the agenda at a remote location.

(2) (A) A member of the eligible subsidiary body shall visibly appear on camera during the open portion of a meeting that is publicly accessible via the internet or other online platform, except if the member has a physical or mental condition not subject to subdivision (c) of Section 54953 that results in a need to participate off camera.

(B) The visual appearance of a member of the eligible subsidiary body on camera may cease only when the appearance would be technologically infeasible, including, but not limited to, when the member experiences a lack of reliable broadband or internet connectivity that would be remedied by joining without video.

(C) If a member of the eligible subsidiary body does not appear on camera due to challenges with internet connectivity, the member shall announce the reason for their nonappearance prior to turning off their camera.

(3) An elected official serving as a member of an eligible subsidiary body in their official capacity shall not participate in a meeting of the eligible subsidiary body by teleconferencing pursuant to this section unless the use of teleconferencing complies with the requirements of paragraph (3) of subdivision (b) of Section 54953.

(4) (A) In order to use teleconferencing pursuant to this section, the legislative body that established the eligible subsidiary body by charter, ordinance, resolution, or other formal action shall make the following findings by majority vote before the eligible subsidiary body uses teleconferencing pursuant to this section for the first time, and every six months thereafter:

(i) The legislative body has considered the circumstances of the eligible subsidiary body.

(ii) Teleconference meetings of the eligible subsidiary body would enhance public access to meetings of the eligible subsidiary body, and the public has been made aware of the type of remote participation, including audio-visual or telephonic, that will be made available at a regularly scheduled meeting and has been provided the opportunity to comment at an in-person meeting of the legislative body authorizing the subsidiary body to meet entirely remotely.

(iii) Teleconference meetings of the eligible subsidiary body would promote the attraction, retention, and diversity of eligible subsidiary body members.

(B) (i) An eligible subsidiary body authorized to use teleconferencing pursuant to this section may request to present any recommendations it develops to the legislative body that created it.

(ii) Upon receiving a request described in clause (i), the legislative body that created the subsidiary body shall hold a discussion at a regular meeting held within 60 days after the legislative body receives the request, or if the legislative body does not have another regular meeting scheduled within 60 days after the legislative body receives the request, at the next regular meeting after the request is received.

(iii) The discussion required by clause (ii) shall not be placed on a consent calendar, but may be combined with the legislative body's subsequent consideration of the findings described in subparagraph (A) for the following 12 months.

(iv) The legislative body shall not take any action on any recommendations included in the report of a subsidiary body until the next regular meeting of the legislative body following the discussion described in clause (ii).

(C) After the legislative body makes the findings described in subparagraph (A), the eligible subsidiary body shall approve the use of teleconferencing by majority vote before using teleconference pursuant to this section.

(D) The legislative body that created the eligible subsidiary body may elect to prohibit the eligible subsidiary body from using teleconferencing pursuant to this section at any time.

(b) (1) For purposes of this section, "eligible subsidiary body" means a legislative body that meets all of the following:

(A) Is described in subdivision (b) of Section 54952.

(B) Serves exclusively in an advisory capacity.

(C) Is not authorized to take final action on legislation, regulations, contracts, licenses, permits, or any other entitlements, grants, or allocations of funds.

(D) Does not have primary subject matter jurisdiction, as defined by the charter, an ordinance, a resolution, or any formal action of the legislative body that created the subsidiary body, that focuses on elections, budgets, police oversight, privacy, removing from, or restricting access to, materials available in public libraries, or taxes or related spending proposals.

(2) An eligible subsidiary body may include members who are elected officials, members who are not elected officials, or any combination thereof.

(c) This section shall remain in effect only until January 1, 2030, and as of that date is repealed.

SEC. 15. Section 54953.8.7 is added to the Government Code, to read:

54953.8.7. (a) An eligible multijurisdictional body may conduct a teleconference meeting pursuant to Section 54953.8, provided that it complies with the requirements of that section and all of the following additional requirements:

(1) The eligible multijurisdictional body has adopted a resolution that authorizes the eligible multijurisdictional body to use teleconferencing pursuant to this section at a regular meeting in open session.

(2) At least a quorum of the members of the eligible multijurisdictional body shall participate from one or more physical locations that are open to the public and within the boundaries of the territory over which the local agency exercises jurisdiction.

(3) A member of the eligible multijurisdictional body who receives compensation for their service on the eligible multijurisdictional body shall participate from a physical location that is open to the public. For purposes of this

paragraph, "compensation" does not include reimbursement for actual and necessary expenses.

(4) A member of the eligible multijurisdictional body may participate from a remote location provided that:

(A) The eligible multijurisdictional body identifies each member of the eligible multijurisdictional body who plans to participate remotely in the agenda.

(B) The member shall participate through both audio and visual technology.

(5) A member of the eligible multijurisdictional body shall not participate in a meeting remotely pursuant to this section, unless the location from which the member participates is more than 20 miles each way from any physical location of the meeting described in paragraph (2).

(6) The provisions of this section shall not serve as a means for any member of a legislative body to participate in meetings of the legislative body solely by teleconference from a remote location for more than the following number of meetings, as applicable:

(A) Two meetings per year, if the legislative body regularly meets once per month or less.

(B) Five meetings per year, if the legislative body regularly meets twice per month.

(C) Seven meetings per year, if the legislative body regularly meets three or more times per month.

(D) For the purpose of counting meetings attended by teleconference under this paragraph, a "meeting" shall be defined as any number of meetings of the legislative body of a local agency that begin on the same calendar day.

(b) For the purposes of this section, both of the following definitions apply:

(1) "Eligible multijurisdictional body" means a multijurisdictional board, commission, or advisory body of a multijurisdictional, cross-county agency, the membership of which board, commission, or advisory body is appointed, and the board, commission, or advisory body is otherwise subject to this chapter.

(2) "Multijurisdictional" means either of the following:

(A) A legislative body that includes representatives from more than one county, city, city and county, or special district.

(B) A legislative body of a joint powers entity formed pursuant to an agreement entered into in accordance with Article 1 (commencing with Section 6500) of Chapter 5 of Division 7 of Title 1.

(c) This section shall remain in effect only until January 1, 2030, and as of that date is repealed.

SEC. 16. Section 54954.2 of the Government Code, as amended by Section 92 of Chapter 131 of the Statutes of 2023, is amended to read:

54954.2. (a) (1) At least 72 hours before a regular meeting, the legislative body of the local agency, or its designee, shall post an agenda that meets all of the following requirements:

(A) The agenda shall contain a brief general description of each item of business to be transacted or discussed at the meeting, including items to be discussed in closed session. A brief general description of an item generally need not exceed 20 words.

(B) The agenda shall specify the time and location of the regular meeting and shall be posted in a location that is freely accessible to members of the public and on the local agency's internet website, if the local agency has one.

(C) (i) If requested, the agenda shall be made available in appropriate alternative formats to persons with a disability, as required by Section 202 of the Americans with Disabilities Act of 1990 (42 U.S.C. Sec. 12132), and the federal rules and regulations adopted in implementation thereof.

(ii) The agenda shall include information regarding how, to whom, and when a request for disability-related modification or accommodation, including auxiliary aids or services, may be made by a person with a disability who requires a modification or accommodation in order to participate in the public meeting.

(2) For a meeting occurring on and after January 1, 2019, of a legislative body of a city, county, city and county, special district, school district, or political subdivision established by the state that has an internet website, the following provisions shall apply:

(A) An online posting of an agenda shall be posted on the primary internet website home page of a city, county, city and county, special district, school district, or political subdivision established by the state that is accessible through a prominent, direct link to the current agenda. The direct link to the agenda shall not be in a contextual menu; however, a link in addition to the direct link to the agenda may be accessible through a contextual menu.

(B) An online posting of an agenda, including, but not limited to, an agenda posted in an integrated agenda management platform, shall be posted in an open format that meets all of the following requirements:

(i) Retrievable, downloadable, indexable, and electronically searchable by commonly used internet search applications.

(ii) Platform independent and machine readable.

(iii) Available to the public free of charge and without any restriction that would impede the reuse or redistribution of the agenda.

(C) A legislative body of a city, county, city and county, special district, school district, or political subdivision established by the state that has an internet website and an integrated agenda management platform shall not be required to comply with subparagraph (A) if all of the following are met:

(i) A direct link to the integrated agenda management platform shall be posted on the primary internet website home page of a city, county, city and county, special district, school district, or political subdivision established by the state. The direct link to the integrated agenda management platform shall not be in a contextual menu. When a person clicks on the direct link to the integrated agenda management platform, the direct link shall take the person directly to an internet website with the agendas of the legislative body of a city, county, city and county, special district, school district, or political subdivision established by the state.

(ii) The integrated agenda management platform may contain the prior agendas of a legislative body of a city, county, city and county, special district, school district, or political subdivision established by the state for all meetings occurring on or after January 1, 2019.

(iii) The current agenda of the legislative body of a city, county, city and county, special district, school district, or political subdivision established by the state shall be the first agenda available at the top of the integrated agenda management platform.

(iv) All agendas posted in the integrated agenda management platform shall comply with the requirements in clauses (i), (ii), and (iii) of subparagraph (B).

(D) The provisions of this paragraph shall not apply to a political subdivision of a local agency that was established by the legislative body of the city, county, city and county, special district, school district, or political subdivision established by the state.

(E) For purposes of this paragraph, both of the following definitions apply:

(1) "Integrated agenda management platform" means an internet website of a city, county, city and county, special district, school district, or political subdivision established by the state dedicated to providing the entirety of the agenda information for the legislative body of the city, county, city and county, special district, school district, or political subdivision established by the state to the public.

(2) "Legislative body" means a legislative body that meets the definition of subdivision (a) of Section 54952.

(3) No action or discussion shall be undertaken on any item not appearing on the posted agenda, except that members of a legislative body or its staff may briefly respond to statements made or questions posed by persons exercising their public testimony rights under Section 54954.3. In addition, on their own initiative or in response to questions posed by the public, a member of a legislative body or its staff may ask a question for clarification, make a brief announcement, or make a brief report on their own activities. Furthermore, a member of a legislative body, or the body itself, subject to rules or procedures of the legislative body, may provide a reference to staff or other resources for factual information, request staff to report back to the body at a subsequent meeting concerning any matter, or take action to direct staff to place a matter of business on a future agenda.

(b) Notwithstanding subdivision (a), the legislative body may take action on items of business not appearing on the posted agenda under any of the conditions stated below. Prior to discussing any item pursuant to this subdivision, the legislative body shall publicly identify the item.

(1) Upon a determination by a majority vote of the legislative body that an emergency situation exists, as defined in Section 54956.5.

(2) Upon a determination by a two-thirds vote of the members of the legislative body present at the meeting, or, if less than two-thirds of the members are present, a unanimous vote of those members present, that there is a need to take immediate action and that the need for action came to the attention of the local agency subsequent to the agenda being posted as specified in subdivision (a).

(3) The item was posted pursuant to subdivision (a) for a prior meeting of the legislative body occurring not more than five calendar days prior to the date action is taken on the item, and at the prior meeting the item was continued to the meeting at which action is being taken.

(c) This section is necessary to implement and reasonably within the scope of paragraph (1) of subdivision (b) of Section 3 of Article I of the California Constitution.

(d) For purposes of subdivision (a), the requirement that the agenda be posted on the local agency's internet website, if the local agency has one, shall only apply to a legislative body that meets either of the following standards:

(1) A legislative body as that term is defined by subdivision (a) of Section 54952.

(2) A legislative body as that term is defined by subdivision (b) of Section 54952, if the members of the legislative body are compensated for their appearance, and if one or more of the members of the legislative body are also members of a legislative body as that term is defined by subdivision (a) of Section 54952.

SEC. 17. Section 54954.3 of the Government Code is amended to read:

54954.3. (a) (1) Every agenda for regular meetings shall provide an opportunity for members of the public to directly address the legislative body on any item of interest to the public, before or during the legislative body's consideration of the item, that is within the subject matter jurisdiction of the legislative body, provided that no action shall be taken on any item not appearing on the agenda unless the action is otherwise authorized by subdivision (b) of Section 54954.2.

(2) (A) Notwithstanding paragraph (1), the agenda need not provide an opportunity for members of the public to address the legislative body on any item that has already been considered by a committee, composed exclusively of members of the legislative body, at a public meeting wherein all interested members of the public were afforded the opportunity to address the committee on the item, before or during the committee's consideration of the item.

(B) Subparagraph (A) shall not apply if any of the following conditions are met:

(i) The item has been substantially changed since the committee heard the item, as determined by the legislative body.

(ii) When considering the item, a quorum of the committee members did not participate from a singular physical location, that was clearly identified on the agenda, open to the public, and situated within the

boundaries of the territory over which the local agency exercises jurisdiction.

(iii) The committee has primary subject matter jurisdiction, as defined by the charter, an ordinance, a resolution, or any formal action of the legislative body that created the subsidiary body, that focuses on elections, budgets, police oversight, privacy, removing from, or restricting access to, materials available in public libraries, or taxes or related spending proposals. This clause shall not apply to an item if the local agency has adopted a law applicable to the meeting of the committee at which the item that was considered prohibits the committee from placing a limit on the total amount of time for public comment on the item.

(3) Every notice for a special meeting shall provide an opportunity for members of the public to directly address the legislative body concerning any item that has been described in the notice for the meeting before or during consideration of that item.

(b) (1) The legislative body of a local agency may adopt reasonable regulations to ensure that the intent of subdivision (a) is carried out, including, but not limited to, regulations limiting the total amount of time allocated for public testimony on particular issues and for each individual speaker.

(2) Notwithstanding paragraph (1), when the legislative body of a local agency limits time for public comment, the legislative body of a local agency shall provide at least twice the allotted time to a member of the public who utilizes a translator to ensure that non-English speakers receive the same opportunity to directly address the legislative body of a local agency.

(3) Paragraph (2) shall not apply if the legislative body of a local agency utilizes simultaneous translation equipment in a manner that allows the legislative body of a local agency to hear the translated public testimony simultaneously.

(c) The legislative body of a local agency shall not prohibit public criticism of the policies, procedures, programs, or services of the agency, or of the acts or omissions of the legislative body. Nothing in this subdivision shall confer any privilege or protection for expression beyond that otherwise provided by law.

SEC. 18. Section 54956 of the Government Code is amended to read:

54956. (a) (1) A special meeting may be called at any time by the presiding officer of the legislative body of a local agency, or by a majority of the members of the legislative body, by delivering written notice to each member of the legislative body and to each local newspaper of general circulation and radio or television station requesting notice in writing and posting a notice on the local agency's internet website, if the local agency has one. The notice shall be delivered personally or by any other means and shall be received at least 24 hours before the time of the meeting as specified in the notice. The call and notice shall specify the time and place of the special meeting and the business to be transacted or discussed. No other business shall be considered at these meetings by the legislative body. The written notice may be dispensed with as to any member who at or prior to the time the meeting convenes files with the clerk or secretary of the legislative body a written waiver of notice. The waiver may be given by telephone or electronic mail. The written notice may also be dispensed with as to any member who is actually present at the meeting at the time it convenes.

(2) The call and notice shall be posted at least 24 hours prior to the special meeting in a location that is freely accessible to members of the public.

(b) Notwithstanding any other law, a legislative body shall not call a special meeting regarding the salaries, salary schedules, or compensation paid in the form of fringe benefits, of the legislative body or of a local agency executive, as defined in subdivision (d) of Section 3511.1. However, this subdivision does not apply to a local agency calling a special meeting to discuss the local agency's budget.

SEC. 19. Section 54956.5 of the Government Code is amended to read:

54956.5. (a) For purposes of this section, "emergency situation" means both of the following:

(1) An emergency, which shall be defined as a work stoppage, crippling activity, or other activity that severely impairs public health, safety, or both, as determined by a majority of the members of the legislative body.

(2) A dire emergency, which shall be defined as a crippling disaster, mass destruction, terrorist act, or threatened terrorist activity that poses peril so immediate and significant that requiring a legislative body to provide one-hour notice before holding an emergency meeting under this section may endanger the public health, safety, or both, as determined by a majority of the members of the legislative body.

(b) (1) Subject to paragraph (2), in the case of an emergency situation involving matters upon which prompt action is necessary due to the disruption or threatened disruption of public facilities, a legislative body may hold an emergency meeting without complying with either the 24-hour notice requirement or the 24-hour posting requirement of Section 54956 or both of the notice and posting requirements.

(2) Each local newspaper of general circulation and radio or television station that has requested notice of special meetings pursuant to Section 54956 shall be notified by the presiding officer of the legislative body, or designee thereof, one hour prior to the emergency meeting, or, in the case of a dire emergency, at or near the time that the presiding officer or designee notifies the members of the legislative body of the emergency meeting.

(A) Except as provided in subparagraph (B), the notice required by this paragraph shall be given by telephone and all telephone numbers provided in the most recent request of a newspaper or station for notification of special meetings shall be exhausted. In the event that telephone services are not functioning, the notice requirements of this paragraph shall be deemed waived, and the legislative body, or designee of the legislative body, shall notify those newspapers, radio stations, or television stations of the fact of the holding of the emergency meeting, the purpose of the meeting, and any action taken at the meeting as soon after the meeting as possible.

(B) For an emergency meeting held pursuant to this section, the presiding officer of the legislative body, or designee thereof, may send the notifications required by this paragraph by email instead of by telephone, as provided in subparagraph (A), to all local newspapers of general circulation, and radio or television stations, that have requested those notifications by email, and all email addresses provided by representatives of those newspapers or stations shall be exhausted. In the event that internet services and telephone services are not functioning, the notice requirements of this paragraph shall be deemed waived, and the legislative body, or designee of the legislative body, shall notify those newspapers, radio stations, or television stations of the fact of the holding of the emergency meeting, the purpose of the meeting, and any action taken at the meeting as soon after the meeting as possible.

(c) During a meeting held pursuant to this section, the legislative body may meet in closed session pursuant to Section 54957 if agreed to by a two-thirds vote of the members of the legislative body present, or, if less than two-thirds of the members are present, by a unanimous vote of the members present.

(d) All special meeting requirements, as prescribed in Section 54956 shall be applicable to a meeting called pursuant to this section, with the exception of the 24-hour notice requirement.

(e) The minutes of a meeting called pursuant to this section, a list of persons who the presiding officer of the legislative body, or designee of the legislative body, notified or attempted to notify, a copy of the rollcall vote, and any actions taken at the meeting shall be posted for a minimum of 10 days in a public place as soon after the meeting as possible.

SEC. 20. Section 54957.6 of the Government Code is amended to read:

54957.6. (a) Notwithstanding any other provision of law, a legislative body of a local agency may hold closed sessions with the local agency's designated representatives regarding the salaries, salary schedules, or compensation paid in the form of fringe benefits of its represented and unrepresented employees, and, for represented employees, any other matter within the statutorily provided scope of representation, subject to all of the following conditions:

(1) Prior to the closed session, the legislative body of the local agency shall hold an open and public session in which it identifies its designated representatives.

(2) The closed session shall be for the purpose of reviewing its position and instructing the local agency's designated representatives.

(3) The closed session may take place prior to and during consultations and discussions with representatives of employee organizations and unrepresented employees.

(4) Any closed session with the local agency's designated representative regarding the salaries, salary schedules, or compensation paid in the form of fringe benefits may include discussion of an agency's available funds and funding priorities, but only insofar as these discussions relate to providing instructions to the local agency's designated representative.

(5) The closed session shall not include final action on the proposed compensation of one or more unrepresented employees.

(6) For the purposes enumerated in this section, a legislative body of a local agency may also meet with a state conciliator who has intervened in the proceedings.

(b) For the purposes of this section, the term "employee" shall include an officer or an independent contractor who functions as an officer or an employee, but shall not include any elected official, member of a legislative body, or other independent contractors.

SEC. 21. Section 54957.9 of the Government Code is amended to read:

54957.9. In the event that any meeting is willfully interrupted by a group or groups of persons so as to render the orderly conduct of the meeting unfeasible and order cannot be restored by the removal of individuals who are willfully interrupting the meeting, the members of the legislative body conducting the meeting may order the meeting room cleared and continue in session. Only matters appearing on the agenda may be considered in such a session. Representatives of the press or other news media, except those participating in the disturbance, shall be allowed to attend any session held pursuant to this section. Nothing in this section shall prohibit the legislative body from establishing a procedure for readmitting an individual or individuals not responsible for willfully disturbing the orderly conduct of the meeting.

SEC. 22. Section 54957.95 of the Government Code is amended to read:

54957.95. (a) (1) In addition to authority exercised pursuant to Sections 54954.3 and 54957.9, the presiding member of the legislative body conducting a meeting or their designee may remove, or cause the removal of, an individual for disrupting the meeting, including any teleconferenced meeting.

(2) Prior to removing an individual, the presiding member or their designee shall warn the individual that their behavior is disrupting the meeting and that their failure to cease their behavior may result in their removal. The presiding member or their designee may then remove the individual if they do not promptly cease their disruptive behavior. This paragraph does not apply to any behavior described in subparagraph (B) of paragraph (1) of subdivision (b).

(b) As used in this section:

(1) "Disrupting" means engaging in behavior during a meeting of a legislative body that actually disrupts, disturbs, impedes, or renders infeasible the orderly conduct of the meeting and includes, but is not limited to, one of the following:

(A) A failure to comply with reasonable and lawful regulations adopted by a legislative body pursuant to Section 54954.3 or any other law.

(B) Engaging in behavior that constitutes use of force or a true threat of force.

(2) "True threat of force" means a threat that has sufficient indicia of intent and seriousness, that a reasonable observer would perceive it to be an actual threat to use force by the person making the threat.

SEC. 23. Section 54957.96 is added to the Government Code, to read:

54957.96. (a) The existing authority of a legislative body or its presiding officer to remove or limit participation by persons who engage in behavior that actually disrupts, disturbs, impedes, or renders infeasible the orderly

conduct of the meeting, including existing limitations upon that authority, shall apply to members of the public participating in a meeting via a two-way telephonic service or a two-way audiovisual platform.

(b) For purposes of this section, the following definitions apply:

(1) "Two-way audiovisual platform" means an online platform that provides participants with the ability to participate in a meeting via both an interactive video conference and a two-way telephonic service. A two-way audiovisual platform may be structured to disable the use of video for the public participants.

(2) "Two-way telephonic service" means a telephone service that does not require internet access and allows participants to dial a telephone number to listen and verbally participate.

SEC. 24. The Legislature finds and declares that Section 4 of this act, which amends Section 54953 of, Section 5 of this act, which adds Section 54953.4 to, Sections 8 to 15, inclusive, of this act, which add Sections 54953.8 to 54953.8.7, respectively, to, Section 19 of this act, which amends Section 54956.5 of, Section 22 of this act, which amends Section 54957.95 of, and Section 23 of this act, which adds Section 54957.96 to, the Government Code, impose a limitation on the public's right of access to the meetings of public bodies or the writings of public officials and agencies within the meaning of Section 3 of Article I of the California Constitution. Pursuant to that constitutional provision, the Legislature makes the following findings to demonstrate the interest protected by this limitation and the need for protecting that interest:

(a) This act is necessary to provide opportunities for public participation in meetings of specified public agencies and to promote the recruitment and retention of members of those agencies.

(b) This act is necessary to ensure minimum standards for public participation and notice requirements allowing for greater public participation in meetings.

(c) This act is necessary to modernize the Ralph M. Brown Act to reflect recent technological changes that can promote greater public access to local officials.

(d) The exclusively virtual nature of the California Online Community College presents unique barriers to the requirements for an in-person quorum, a physical location for public participation, and certain accommodations. Participating students of the online community college come from all across the state and necessitating travel for these requirements would pose a significant and exclusionary barrier.

SEC. 25. The Legislature finds and declares that Sections 1 and 2 of this act, which amend and repeal Section 54952.2, respectively, of, Section 3 of this act, which amends Section 54952.7 of, Section 4 of this act, which amends Section 54953 of, Section 5 of this act, which adds Section 54953.4 to, Section 6 of this act, which amends Section 54953.5 of, Section 7 of this act, which amends Section 54953.7 of, Sections 8 to 15, inclusive, of this act, which add Sections 54953.8 to 54953.8.7, respectively, to, Section 16 of this act, which amends Section 54954.2 of, Section 17 of this act, which amends Section 54954.3 of, Section 18 of this act, which amends Section 54956 of, Section 19 of this act, which amends Section 54956.5 of, Section 20 of this act, which amends Section 54957.6 of, Section 21 of this act, which amends Section 54957.9 of, Section 22 of this act, which amends Section 54957.95 of, and Section 23 of this act, which adds Section 54957.96 to, the Government Code, further, within the meaning of paragraph (7) of subdivision (b) of Section 3 of Article I of the California Constitution, the purposes of that constitutional section as it relates to the right of public access to the meetings of local public bodies or the writings of local public officials and local agencies. Pursuant to paragraph (7) of subdivision (b) of Section 3 of Article I of the California Constitution, the Legislature makes the following findings:

(a) This act is necessary to provide opportunities for public participation in meetings of specified public agencies and to promote the recruitment and retention of members of those agencies.

(b) This act is necessary to ensure minimum standards for public participation and notice requirements allowing for greater public participation in meetings.

(c) This act is necessary to modernize the Ralph M. Brown Act to reflect recent technological changes that can promote greater public access to local officials.

(d) The exclusively virtual nature of the California Online Community College presents unique barriers to the requirements for an in-person quorum, a physical location for public participation, and certain accommodations. Participating students of the online community college come from all across the state and necessitating travel for these requirements would pose a significant and exclusionary barrier.

SEC. 26. The Legislature finds and declares that adequate public access to meetings is a matter of statewide concern and is not a municipal affair as that term is used in Section 5 of Article XI of the California Constitution. Therefore, this bill would apply to all cities, including charter cities.

SEC. 27. No reimbursement is required by this act pursuant to Section 6 of Article XIII B of the California Constitution because the only costs that may be incurred by a local agency or school district under this act would result from a legislative mandate that is within the scope of paragraph (7) of subdivision (b) of Section 3 of Article I of the California Constitution.

Applicable Languages Determination Worksheet (SB 707)

Agency: City of Diamond Bar

(STEP 1)

Eligible Legislative Body Determination:
(Confirm eligibility criteria against the current codified text of Gov. Code § 54953.4 before finalizing.)

- ☒ **City council of a city** with a population of 30,000 or more.
- ☐ **County board of supervisors of a county, or city and county**, with a population of 30,000 or more.
- ☐ **City council of a city located in a county** with a population of 600,000 or more.
- ☐ **Board of directors of a special district** that has an internet website and meets any of the following conditions:
  - ☐ The boundaries of the special district include the entirety of a county with a population of 600,000 or more, and the special district has over 200 full-time equivalent employees.
  - ☐ The special district has over 1,000 full-time equivalent employees.
  - ☐ The special district has annual revenues, based on the most recent Financial Transaction Report data published by the California State Controller, that exceed four hundred million dollars ($400,000,000), adjusted annually for inflation commencing January 1, 2027, as measured by the percentage change in the California Consumer Price Index from January 1 of the prior year to January 1 of the current year, and the special district employs over 200 full-time equivalent employees.
- ☐ None of the above (no further analysis required)

(STEP 2)

Type of Legislative Body: ☒ City Council ☐ County Board of Supervisors ☐ Special District

Special Districts ONLY - Population Used:

- ☐ Population of the county with the greatest population within the district boundaries
- ☐ Population of the district's service area (only if the district has reliable language data for that area)

Applicable Population: 51,459 (From the downloaded ACS B16001 or C16001 table, enter the value in the first row labeled "Total:" under the "Estimate" column.)

To keep the calculations consistent, this worksheet uses the ACS Table B16001 or C16001 total (population age 5 and over) as the "applicable population" denominator, so the language counts and population total come from the same ACS table and geography. Using a larger population total that includes residents under age 5 (who are not included in B16001) could lower the calculated percentages and potentially make a language appear below the 20% threshold when it would otherwise qualify.

(STEP 3)

American Community Survey (ACS) Source Information

ACS release: *2024 ACS 5-year*
ACS table: *C16001*
Geography used: *Diamond Bar city, California*
Download date: **2/24/2026**

(STEPS 4 & 5)

Languages Spoken and Threshold Determination

COLUMN A	COLUMN B	COLUMN C	COLUMN D	COLUMN E	COLUMN F	COLUMN G	COLUMN H
Applicable Population	**Language**	**Estimated Number of Speakers**	**% of Applicable Population**	**Speak English Less Than “Very Well”**	**% of Estimated Number of Speakers**	**Meets Both Language Thresholds**	**Included in Top Three (If Needed)**
51,459	***Chinese (including Mandarin, Cantonese)***	**17,144**	**33.3%**	**10,300**	**60%**	☒ Yes ☐ No	☐ Yes ☐ No
						☐ Yes ☐ No	☐ Yes ☐ No
						☐ Yes ☐ No	☐ Yes ☐ No
						☐ Yes ☐ No	☐ Yes ☐ No
						☐ Yes ☐ No	☐ Yes ☐ No
						☐ Yes ☐ No	☐ Yes ☐ No

Table Completion Instructions (see example on the following page):

Column A: Enter the Applicable Population from Step 2. (From the downloaded ACS B16001 or C16001 table, enter the value in the first row labeled “Total:” under the “Estimate” column.)

Column B: Enter the language from the ACS data table downloaded in Step 3.

Column C: Enter the estimated number of speakers from the ACS data table column titled “Estimate.”

Column D: Calculate the percentage of speakers of that language from the applicable population. Formula: (Column C/Column A)*100.
If the percentage is less than 20%, the language does not qualify and may be excluded from further analysis.

Column E: Enter the number of speakers from the ACS data table who speak English less than “very well.” In ACS Table B16001 or C16001, “less than very well” means all categories other than “Speaks English very well.” If the table displays separate categories (e.g., “well,” “not well,” “not at all”), sum those categories to obtain Column E.

Column F: Calculate the percentage of that language’s speakers who speak English less than very well. Formula: (Column E/Column C)*100.

Column G: If both Column D *and* Column F are 20% or greater, the language meets both thresholds; check Yes. Otherwise, check No.

Column H: If there are more than three languages that meet both thresholds (i.e., ≥ 20% in both Columns D and F), choose the three languages spoken by the largest percentage of the applicable population (Column D).

(STEP 6)

Applicable Languages: __Chinese (including Mandarin, Cantonese)_ or ☐ None

Prepared by: __Kristina Santana_____ Date: ___February 24, 2026_____

List of Meeting Locations for the City of Diamond Bar

The following is the List of Meeting Locations for the City of Diamond Bar, prepared pursuant to SB 707 (Government Code section 54953.8(c)), which requires local agencies to identify and make available a list of authorized meeting locations for their legislative bodies.

Applicable Bodies: This list applies to the following legislative bodies of the City of Diamond Bar:

- City Council
- Parks & Recreation Commission
- Planning Commission
- Traffic & Transportation Commission

Primary Meeting Location for City Council
Location: South Coast Air Quality Management District – Auditorium
Address: 21865 Copley Drive, Diamond Bar, CA 91765

Primary Meeting Location for Commissions, and Back-up Meeting Location for City Council
Location: City of Diamond Bar City Hall – Windmill Room
Address: 21810 Copley Drive, Diamond Bar, CA 91765

Notes:

- All listed locations are within the jurisdiction of the City Council and are open to the public for attendance, observation, and public comment as required by the Brown Act.
- Each meeting agenda will identify the meeting location and provide instructions for public participation, including any teleconference or remote access options.

CITY COUNCIL AGENDA REPORT

TO: Honorable Mayor and Members of the City Council

FROM: Daniel Fox, City Manager

SUBJECT: Proposed Fiscal Year 2026/27 City Operating and Capital Improvement Program Budget, including establishment of the Appropriations Limit, Employee Compensation Plan, and Investment Policy.

STRATEGIC GOAL: Responsible Stewardship of Public Resources
Open, Engaged and Responsive Government

RECOMMENDATION:

A. Adopt Resolution No. 2026-15 approving the Proposed FY 2026/27 City Operating and Capital Improvement Program Budget;
B. Adopt Resolution No. 2026-16 establishing the appropriations limit for FY 2026/27 in the amount of $68,333,798;
C. Adopt Resolution No. 2026-17 establishing the FY 2026/27 compensation plan, salary ranges and fringe benefits for all employees; and
D. Adopt Resolution No. 2026-18 approving the FY 2026/27 Investment Policy.

FINANCIAL IMPACT:

The Resolutions will impact FY 2026/27 revenues and expenditures in the following amounts:

Fund Type	Revenues	Expenses	Addition/(Use) of Fund Balance
General Fund	$ 34,138,610	$ 34,165,154	$ (26,544)
Special Reserve Funds	589,000	327,000	262,000
Special Revenue Funds	12,727,321	13,558,232	(830,911)
Capital Improvement Fund	-	-	-
Debt Service Fund	726,000	726,000	-

Internal Service Funds	1,117,107	1,165,307	(48,200)
Fiduciary Fund	114,600	-	114,600
Total	**$ 49,412,638**	**$ 49,941,693**	**$ (529,055)**

BACKGROUND:

Each year, the City prepares an annual Operating Budget and Capital Improvement Program (CIP) for City Council consideration that implements the Council's priorities and Strategic Plan Goals, and provides the financial resources to deliver services to the community. The preparation of the annual budget is a significant and important undertaking that takes place over the course of more than five months. The Proposed FY 2026/27 Operating and CIP Budget is balanced for the upcoming fiscal year. However, this outcome was achieved only after substantial reductions to ongoing City programs and service levels. These reductions followed an extensive planning and study period, as well as careful review and deliberation by the City Council.

Below is the schedule for the review and adoption of the FY 2026/27 City Operating and CIP Budget:

• Community Budget Workshop #1: Review of Proposed FY 2026/27 Budget and Service Level Adjustments – Held March 3, 2026

• Community Budget Workshop #2: Review of Proposed FY 2026/27 Capital Improvement Program (CIP), Traffic Mitigation Fund Project Priorities, and Vehicle Lease Program – Held April 14, 2026

• Council Study Session #1 to review the Draft FY 2026/27 CIP and Draft Five-Year CIP – Held May 5, 2026

• Council Study Session #2 to review the Draft FY 2026/27 Operating Budget and Ten-Year General Fund Forecast – Held May 19, 2026

• Adoption of the Proposed FY 2026/27 Operating & CIP Budget, Compensation Plan, Gann Appropriations Limit, and Investment Policy – Scheduled for June 2, 2026.

Following the Study Session on May 19, 2026, adjustments were made to the proposed revenues for the three Lighting & Landscape Assessment Districts totaling just $176 in aggregate. No other revisions have been made to the Draft FY 2026/27 Operating Budget proposed for adoption. In addition to the Operating and CIP budget, staff is presenting the City Council with the Ten-Year General Fund Forecast and the Five-Year CIP, both of which are included in the attached Draft Budget Book (see Attachment 1 Exhibit A "Proposed FY 2026/27 Operating and CIP Budget").

ANALYSIS:

General Fund Structural Deficit and Ten-Year Forecast

The Proposed FY 2026/27 Budget reflects the second year of the City's ongoing structural deficit – a structural deficit is where recurring revenues are not able to keep up with the rate of inflation and cost increases. Unlike one-time or cyclical shortfalls, a structural deficit requires deliberate and ongoing policy actions, such as revenue enhancements, expenditure reductions, service-level adjustments, or other reforms, to eliminate the underlying gap. Though the Proposed FY 2026/27 Budget is balanced due to one-time revenue increases from realigned Use Fees, the updated Ten-Year General Fund Forecast remains largely unchanged from the prior year under a status quo scenario. Unless new recurring revenues materialize, or further service level reductions are made, the City can

expect to see significant deficits starting as soon as next FY 2027/28 wherein a deficit of $790 thousand is anticipated even at the City's current reduced service levels. If this pattern holds, the City can expect to see the complete utilization of the General Fund's $30 million fund balance by year eight, putting at stake the high quality of life, level of public safety and public infrastructure the City has prized since incorporation. Accordingly, while the Proposed FY 2026/27 Budget represents an important step toward fiscal stability, continued discipline will be necessary to maintain structural balance in future years. The Ten-Year General Fund Forecast is included in the attached Draft Budget Book.

A. Proposed FY 2026/27 General Fund Budget Overview

The Proposed FY 2026/27 Operating Budget reflects a continued focus on long-term fiscal sustainability, responsible stewardship of public resources, and the preservation of essential City programs and services. Compared to the prior year, the City has made meaningful steps toward addressing its structural deficit through a combination of revenue enhancements and significant expenditure reductions. Hence, the Proposed FY 2026/27 Budget includes updated development-related user fees and multiple reductions to selected programs and services. These proactive actions eliminated an initial starting deficit of $1.6 million, producing a balanced General Fund budget for the upcoming fiscal year. However, the expected growth of updated revenues is not anticipated to match the growth in the rate of inflation and cost increases for utilities, maintenance, insurance, personnel, and contract/professional services facing the City (as shown in the ten-year forecast). This fact necessitates further action to reduce costs or increase revenues ahead of the next fiscal year.

Presently, General Fund revenues in FY 2026/27 are projected to increase by 5.6% compared to the prior year. As mentioned above, this increase is primarily attributable to updated user fees for development-related services, which are projected to increase by 76.8% in the coming year (however, future year growth is expected to be approximately one percent based on historical fee activity). This update brings total development fee revenues to approximately $4.1 million. These updated fees better align cost recovery with the cost of providing services and reduce the extent to which General Fund resources subsidize development activity.

In addition to revenue enhancements, the Proposed FY 2026/27 Budget includes approximately $987 thousand in reductions to programs and services. These reductions were necessary to balance the budget while preserving core municipal services and maintaining the City's commitment to fiscal discipline. Although difficult, these reductions reflect a measured and proactive approach to addressing the City's ongoing fiscal challenges. As a result of these efforts, the Proposed FY 2026/27 General Fund Budget is balanced and proposes the one-time use of fund balance in the amount of $27 thousand for the City's Hazard Mitigation Plan Update.

General Fund		
Revenues (recurring)		**$ 34,138,610**
Expenditures		
Expenditures (recurring)	(34,109,154)	
One-Time Item: Hazard Mitigation Plan Update	(56,000)	
Total Expenditures		**(34,165,154)**
Addition/(Use) of Fund Balance		**$ (26,544)**

Despite fiscal challenges, the proposed budget continues to prioritize implementation of the City Council's high-priority objectives and remains guided by the three overarching goals in the adopted FY 2024–2027 Strategic Plan:

- Responsible Stewardship of Public Resources
- Open, Engaged and Responsive Government
- Safe, Sustainable and Healthy Community

General Fund Revenues: $34.1 Million

Proposed General Fund revenues for FY 2026/27 have increased $1.8 million, or 5.6%, when compared to the prior FY 2025/26 Adopted Budget. The following are noteworthy General Fund revenue items incorporated into the proposed FY 2026/27 Operating Budget. The table below compares the prior year adopted budget to the Proposed FY 2026/27 Budget, and the percent of change for next fiscal year.

Property Taxes	**Adopted FY 25/26**	**Proposed FY 2026/27**
The estimated change in the City's net taxable value of secured real property for FY 2026/27 is expected to increase 3.6% ($155 thousand). This increase is offset by decreases for unsecured and supplemental property tax rolls which will result in a net year-over-year change to all Property Tax revenue categories of 0.6%. The City uses HdL as a consultant to help monitor, audit and project this major revenue source.	**$6,971,047**	**$7,013,000** 0.6%

Property Tax in Lieu of VLF (Vehicle License Fees)	**Adopted FY 25/26**	**Proposed FY 2026/27**
This major revenue source grows at the same general pace as the City's net taxable value (3.6%). The City's consultant, HdL, also assists with the projection of this significant revenue item.	**$8,107,449**	**$8,399,320** 3.6%

Sales Taxes	**Adopted FY 25/26**	**Proposed FY 2026/27**
Sales tax revenue is projected to decline by $98 thousand compared to the prior year. This downward revision is primarily	**$6,413,700**	**$6,315,937**

driven by updated assumptions regarding statewide and national economic growth. The City is seeing continued declines across key sectors, including Business & Industry ($88 thousand), Fuel & Service Stations ($74 thousand), Food & Drugs ($74 thousand), and Building & Construction ($7 thousand). These decreases were offset by increases to General Consumer Goods ($84 thousand), Restaurants ($38 thousand), and online sales distributed by the County Pool ($30,000). For the fourth quarter of 2025 (October–December), Diamond Bar experienced a 5.9% decline in sales tax revenue compared to the same quarter in 2024, ranking 78th out of 88 cities in Los Angeles County. This trend appears to reflect Diamond Bar's unique retail composition, as at least one neighboring LA County city experienced a 3.9% increase during the same period.		-1.5%

Transient Occupancy Taxes	**Adopted** **FY 25/26**	**Proposed** **FY 2026/27**
Transient Occupancy Tax is projected to increase by $90 thousand based on current trends.	**$1,449,000**	**$1,539,000** 6.2%

Use of Money & Property	**Adopted** **FY 25/26**	**Proposed** **FY 2026/27**
Investment Income – General Fund investment income is anticipated to decline $329 thousand as the City's portfolio reflects changes to the interest rate environment and Federal Open Market Committee policy.	**$1,249,000**	**$920,260** -26.3%
Rental Revenue – Revenue from rentals at the Diamond Bar Center is anticipated to increase by $52 thousand. Field and Park Facility Rentals, and related Facility Security Charges, are anticipated to decrease by $1,500.	**$1,102,500**	**$1,163,000** 5.5%

Cell tower lease revenue is projected to increase $10 thousand due to CPI adjustments for current leases.		

Current Service Charges	**Adopted** **FY 25/26**	**Proposed** **FY 2026/27**
Development Fees – Revenue from Building, Planning and Engineering activity is estimated to increase $1.8 million due to the recent comprehensive update to the City's User Fee Schedule which aimed to recoup the full cost of providing these services.	**$2,315,210**	**$4,092,688** 76.8%
Recreation Programs – Program revenue is projected to increase $4 thousand mainly due to Contract Classes and Athletic Programs, offset by a reduction to Youth Programs.	**$618,425**	**$622,675** 0.7%

Gas Tax – Transfer In	**Adopted** **FY 25/26**	**Proposed** **FY 2026/27**
The Transfer-In from the Gas Tax Fund reimburses the General Fund for eligible road maintenance activities each year. However, as maintenance costs continue to rise, available Gas Tax revenue remains insufficient to fully cover these expenses.	**$1,435,000**	**$1,435,000** 0.0%

General Fund Expenditure Budget: $34.2 Million

Proposed recurring General Fund expenditures for FY 2026/27 have increased $1.8 million, or 5.6% when compared to the prior FY 2025/26 Adopted Budget. In addition, staff is proposing a one-time expense in the amount of $56 thousand for the City's Hazard Mitigation Plan Update, bringing total proposed expenditures to $34.2 million.

In response to declining revenues and an initial $1.6 million starting deficit, staff conducted a thorough review of all expense accounts and took deliberate steps to reduce or eliminate expenses in order to present a balanced budget for the upcoming year. As a result, $987 thousand has been reduced from the General Fund which significantly affects programs and services for the upcoming fiscal year. These reductions are in addition to $250 thousand in ongoing reductions to the FY 2025/26 Adopted Budget which reduced budgets for vehicle replacements and the parking lot slurry seal program at various parks.

Key reductions reflected in the Proposed FY 2026/27 General Fund Budget, as presented during the Community Budget Workshop #1 (held March 3, 2026), are presented in the table below:

PROPOSED FY 2026/27
GENERAL FUND PROGRAM & SERVICE LEVEL REDUCTIONS

	Reductions
Public Safety Programs Reductions	**$ (198,500)**
Automated License Plate Readers (Flock Safety)	(170,000)
As Needed Suppression Patrols	(25,000)
Public Safety Outreach	(2,500)
Report for Reward Program	(1,000)
Community Beautification Reductions	**$ (345,700)**
Homeless Encampment Remediation	(25,000)
Lighting & Landscape Dist. 38 Subsidy Median Maint.	(161,700)
Parks Landscape Watering (15% reduction)	(50,000)
Right-of-Way Cleanup Contract	(44,000)
Sunset Crossing Fence Repair	(15,000)
Tree Maint : Reduce service requests/plantings; keep emergency funds	(50,000)
Economic Development Reductions	**$ (38,000)**
Community Organization Support	(10,000)
Eliminate Restaurant Week Banners (keep virtual program)	(8,000)
Various Economic Development Program Reductions	(20,000)
Community Event Reductions	**$ (163,047)**
Eliminate 2026 Snowfest	(96,933)
Reduce Concerts in Park, Eliminate Movies in Park	(66,114)
Road Maintenance Reductions	**$ (132,000)**
Sidewalk Repairs (use alternative methods)	(100,000)
Road Maint. Supplies	(20,000)
Road Maint Tools	(5,000)
Street Sweeping	(7,000)
Other Reductions	**$ (109,700)**
Records Mgmt. Services	(15,000)
Misc. Professional Services	(20,000)
Indoor plant service (City Hall)	(7,500)
Community Satisfaction Survey	(35,000)
Misc. Public Works Contracts	(32,200)
Total Reductions	**$ (986,947)**

Notwithstanding the aforementioned reductions, the following highlighted items are presented for City Council consideration:

- **Public Safety**

  Law Enforcement – FY 2026/27 County of Los Angeles Sheriff's Department (LASD) expenditures are expected to be approximately $9.1 million, representing the single largest line item and approximately 26.6% of proposed General Fund expenditures (down from 27.4%). LASD proposed expenditures reflect a net increase of $265 thousand year-over-year, inclusive of a contract rate increase of 2.3% (down from 4.37% in the prior year) plus an increased Liability Trust Fund (LTF) surcharge of 14.5% (up from 13% in the prior year) on each contracted position. The General Fund includes a transfer-in from the Law Enforcement Reserve Fund in the amount of $25,000 for as-needed special assignments and suppression patrols which have proven to be a cost-effective approach to reducing crime and responding to specific public safety issues throughout the year.

  Crossing Guard Services – The City provides Crossing Guard Services at seven (7) elementary schools and two (2) middle schools with a total of 16 guards. The total budget for crossing guard services in FY 2026/27 is $289,800.

  Animal Control – Since incorporation, the City has contracted with the Inland Valley Humane Society (IVHS) for animal control and licensing services. The current agreement, last amended in 2021, follows a gross contract model in which the City pays the full cost of services, offset by any licensing revenue collected by IVHS. Since last year, three large member cities have withdrawn from IVHS (Montclair, Chino, Ontario), with the City of Baldwin Park recently being added into IVHS' service territory effective July 1, 2026. IVHS also expanded with the acquisition of the San Gabriel Valley Humane Society, which includes the cities of San Gabriel and Temple City.

  While FY 2025/26 experienced a one-time cost increase of 15%, the FY 2026/27 proposed increase for IVHS Animal Control services is 3%. The *gross* cost for this contracted service in FY 2026/27 is anticipated to be $667,300. After accounting for estimated licensing and service fee revenues of $80,000, the proposed budget of $587,300 reflects an increase of $15,500 compared to the previous fiscal year.

- **Human Resources** – Each year, the City Council adopts the Compensation and Benefits Plan for the upcoming fiscal year which includes cost of living adjustments, and employee positions with associated salary ranges and benefits. To remain an "Employer of Choice" in the region the City must continue to reinvest in its personnel (i.e. human capital) in a manner similar to its capital projects and infrastructure. To identify and prioritize investment in organizational staffing and organizational structure, and to maintain, enhance and expand City programs, the City has developed a focused effort, led by members of the City Manager's executive team, referred to as the Human Capital Investment Program (HCIP). This year, staff is planning on implementing flexible staffing solutions to replace current vacant part-time positions in the Parks and Recreation and Public Works Departments. These position swaps will maintain the City's commitment to investing in optimizing service delivery while providing minimal fiscal impact in the upcoming year. Having an agile workforce able to respond to the changing needs of the community and carry out City priorities is essential. There are sufficient budgeted resources in the proposed departmental budgets; and the positions, as well as salary ranges, already exist in the City's classification and compensation plan. Therefore, the following position swaps are requested for FY 2026/27 for a total year-one savings of $2,040.

Department	Current Position (Vacant)	FY 26/27 Top Step	Replacement Position	FY 26/27 Top Step	FY 26/27 Net Impact	Years 2-5 Total Net Impact*
Parks and Recreation	Pre-School Teacher (75% Budgeted)	$27.02/hr	Recreation Specialist (75% Budgeted)	$33.56/hr	$(2,040) Savings	$ 17,360
Public Works	Public Works Inspector	$41.46/hr	Engineering Technician	$41.46/hr	$ -	$ -

*Assumed 3.0% COLA in years 2-5.

Cost-of-Living Adjustment – The City's Personnel Rules and Regulations specify that the City Manager may request that the City Council authorize a Cost-of-Living Adjustment (COLA) for employees based on the March-to-March rates of the federal Consumer Price Index (CPI) for Wage Earners and Clerical Workers in Los Angeles/Orange Counties. This year's CPI calculation in March 2026 was 3.6%. In order to avoid real

wage losses and remain an “Employer of Choice” in the surrounding Los Angeles, Orange, Riverside and San Bernardino counties, it is recommended that the salary schedules for all benefitted classifications of employment including all executive positions, be increased by 3.6% effective with the pay period beginning June 27, 2026. A $100 per month increase to the Benefit Allotment is also recommended for all benefitted classifications of employment including the executive positions and members of the City Council to help keep up with corresponding health premium rate increases. This annual COLA and Benefit Allotment adjustment is a routine maintenance item to preserve the City’s competitive compensation structure. The total estimated cost is approximately $432 thousand, of which $378 thousand is funded by the General Fund.

- **Parks & Recreation**
  The proposed Parks & Recreation department budget was developed based on continued community interest in valuable programs, services, and events. With City Council support, the department made several strategic adjustments while considering the financial challenges facing the City. These adjustments include the cancelation of the Winter Snow Fest Event, Movies in the Parks, and reductions to the Concerts in the Park series. Several programs and events offered this year to support an active and healthy community include summer youth day camp, senior activities & dances, field allocations for sports organizations, contract classes, picnic reservations, and community special events. This fiscal year will also include the Wedding and Event Expo at the DBC, which serves to promote the facility and is a mostly a cost-neutral event. Traditional special events, including the Windmill Lighting, Veterans Recognition Ceremony, and the Halloween Party, will continue to bring the community together.

  Expenses for recreation programs ($2.75 million, a 0.6% decrease) and Diamond Bar Center operations ($1.81 million, a 2.8% increase) have been adjusted commensurate with anticipated activities and service level reductions for a combined budget of $4.56 million, a total increase of $32 thousand from the prior year. Total departmental revenue, including Diamond Bar Center rentals ($750 thousand, an increase of $50 thousand from the prior year) and other recreation program revenue ($622 thousand, an increase of $4 thousand from the prior year amount) is budgeted at $1.37 million for FY 2026/27.

Special Revenue Fund Highlights

- **Integrated Waste Management Fund (250) –** The proposed budget of $1.1 million includes a proposed line item for $180 thousand for a routine Residential and Commercial Waste Hauler Compliance Audit, a reimbursable cost paid for by the waste haulers. In addition, $21 thousand is proposed for expanded student waste reduction and recycling field trips. Additionally, the City has maintained a student environmental education program for 3rd-6th graders with Discovery Cube for several years. This program, budgeted at $40 thousand, has been well-received by schools as it provides a fun and interactive way to educate students about recycling, organic waste, and sustainable purchasing choices. Additionally, it supports the goals of SB 1383, particularly through Discovery Cube’s organics lab, which includes composting and vermicomposting activities.

- **Lighting & Landscape Assessment Districts (LLADs) –** Much work has been done in recent years to address operating deficits and reduce General Fund subsidies to the LLADs, particularly Districts 39-2022 and 41-2021. Total General Fund contributions to all three districts for FY 2026/27 is budgeted at $149 thousand, a decrease of $126 thousand from the prior year. Budgeted resources and expenditures for all three districts for FY 2026/27 are shown below. It should be noted that some districts are utilizing fund balance for proposed operations and that the General Fund subsidy to LLAD No. 38 was reduced as part of the budget balancing strategy for FY 2026/27:

Landscape & Lighting Assessment Districts

Proposed FY 2026/27 Budget	LLAD No. 38	LLAD No. 39-2022	LLAD No. 41-2021
Resources			
Assessment Revenue	$ 272,669	$ 708,390	$ 330,166
General Fund Contributions	88,378	42,638	17,453
Use of District Fund Balance	38	-	106,377
Total Resources	**$ 361,085**	**$ 751,028**	**$ 453,996**
Total Expenditures	**$ 361,085**	**$ 713,235**	**$ 453,996**
Changes to Dist. Fund Balance	**$ (38)**	**$ 37,793**	**$ (106,377)**

- **Traffic Mitigation Fund (246) –** The City receives Traffic Mitigation Funds to address transportation system impacts associated with development. Staff is recommending the establishment of a prioritized list of street improvement projects to ensure these funds are deployed strategically and transparently. The proposed budget of $350,000 will utilize interest earned on the funds to aid the City's effort to:
  - Align traffic mitigation fund expenditures with nexus and eligibility requirements
  - Prioritize traffic mitigation projects that best improve traffic flow and safety
  - Provide a clear and defensible framework for future project selection.

- **Tres Hermanos Fund (248) –** The proposed budget of $120 thousand (an increase of $40 thousand) is for the City's share of maintenance costs provided to the Tres Hermanos Conservation Authority.

- **AB 2766 Air Quality Management District Fund (251) –** AB 2766 Air Quality Management District Fund (251) – The proposed budget of $74 thousand represents no change from the prior year. A total of $35,000 is being shifted from the neighborhood traffic management program (NTMP) to fund the lease of four (4) zero-emission fleet vehicles, leaving sufficient funds in the amount of $39,000 to accommodate citizen requests for traffic improvements.

- **Beverage Container Recycling Grant Fund (254) –** The proposed $14 thousand budget includes new recycling receptacles for business and school programs.

- **Hazard Mitigation Fund (256) –** The proposed budget of $221 thousand is requested to updated the City's Hazard Mitigation Plan in order to remain in compliance with FEMA and State planning requirements. City staff submitted a grant application in 2025 and are awaiting FEMA's determination. There is a corresponding request of $56,000 from the General Fund to meet the granting agency's 25% cost-share requirement.

- **Park Development Fund (262) –** The proposed budget of $250 thousand is for the construction of the Sycamore Canyon Park Lower Bridge Replacement project as discussed in the FY 2026/27 CIP.

Internal Service Funds Highlights

- **Debt Service Fund (401) –** In May 2021, the City refunded the outstanding Lease Revenue Bonds associated with the original acquisition and construction of the Diamond Bar Center. This achieved a gross savings of $1.736 million and present value savings of $1.63 million (or 20.85%) for the General Fund, which translates to approximately $144,700 in average annual debt service savings for the remainder of the term through June 1, 2033 at an effective interest rate of 1.15%. The 2021 Bonds were rated by S&P as AA+ (top rating for this type of bond) which is a testament to the Council's conservative and prudent fiscal policies. The total debt service (principal and interest) for FY 2026/27 will be $722 thousand, and is funded by a transfer to the Debt Service Fund from the General Fund.

- **Self-Insurance Fund (501) –** CA Joint Powers Insurance Authority (CJPIA) covers the City's Property, Pollution Liability, Crime, General Liability and Workers' Compensation needs. The combined premiums for

Property, Pollution, Crime and General Liability are anticipated to be approximately $820 thousand, which reflects a year-over-year increase of $169 thousand (26%). This amount is up from the prior year increase of $117 thousand which, at the time, represented a year-over-year increase of 22%. All funding for the Self-Insurance Fund is provided by a transfer-in from the General Fund.

- **Vehicle Maintenance & Replacement Fund (502) –** The proposed budget of $137 thousand is recommended for necessary operations and maintenance of the citywide fleet, as well as the lease of four (4) new zero-emission electric vehicles funded by a transfer-in from the AB 2766 Fund (fund 251) in the amount of $35 thousand. The remaining budget of $102 thousand is requested to cover fuel and maintenance costs for the City's current fleet, and is provided by a transfer-in from the General Fund.

- **Computer Equipment Maint. & Replacement Fund (503) –** The proposed budget of $208 thousand is recommended for necessary information systems, hardware upgrades, and replacements, such as:
  - Additional mobile touch screens for ELM project ($5 thousand)
  - (2) Multi-function Copier Replacements ($25 thousand)
  - (2) Firewalls ($15 thousand)
  - (2) Timer Server Replacements ($18 thousand)
  - Additional Tyler support for post go-live reporting ($45 thousand)

  Plus items carried over from the prior year:
  - Phase 2 ELM System Integration with Laserfische and Financial System ($80 thousand)
  - New Touch-Screens for Employee Time Keeping ($20 thousand)

- **Building Facility & Replacement Fund (504) –** Proposed revenues include a transfer-in from the General Fund in the amount of $100 thousand, per the City's adopted fund balance policy. There are no expenses proposed for 2026/27.

Fiduciary Fund

- **OPEB Trust Fund (601) –** The proposed budget of $115 thousand consists only of revenue via a transfer-in from the General Fund in the amount of $88,000 and investment earnings in the amount of $26,600 designated to fund the City's Other Post-Employment Benefits (OPEB) Trust, an investment vehicle managed by CalPERS for the purpose of reducing the City's long-term OPEB liabilities (e.g. retiree medical costs). This amount is unchanged from the prior fiscal year. There are no expenses budgeted in this fund.

FY 2026/27 Capital Improvement Program

On May 5, 2026, the City Council held a Study Session to review the recommended Draft FY 2026/27 Capital Improvement Program (CIP) and Five-Year CIP. Following that discussion, the updated annual allocation for the City's Community Development Block Grant was received and incorporated into the Area 7 ADA Curb Ramp project:

Street Improvements:
- Original CDBG Budget for Area 7 ADA Curb Ramps: $185,894
- Revised CDBG Budget for Area 7 ADA Curb Ramps: $189,734

Below is a summary of the revised Proposed FY 2026/27 Capital Improvement Program:

CIP Program Year-Over-Year	Adopted FY 2025/26	Draft FY 2026/27	% Change
Street Improvements	$4,499,000	$4,349,734	-3%
Traffic Mgmnt./Safety Improv.	64,000	66,000	3%
Transportation Infrastructure Improv.	-	-	N/A
Misc. Public Works Improvements	-	700,000	N/A
Facilites, Parks and Rec. Improv.	600,000	250,000	-58%
Total	**$5,163,000**	**$5,365,734**	**3.9%**

The Capital Improvement Program and Five-Year CIP are included in the attached Draft Budget Book (see Attachment 1 Exhibit A "Proposed FY 2026/27 Operating and CIP Budget") .

B. FY 2026/27 Gann Appropriations Limit: $68,333,798

Voters approved Proposition 4 in November of 1979, an initiative that added Article XIII B to the California Constitution. This constitutional amendment, also known as the Gann initiative, provided a baseline appropriations limit for the City and capped expenditures for publicly funded programs. Pursuant to California statute, the City must calculate and adopt its annual appropriations limit by first applying an annual growth factor. The adopted limit then places a ceiling on the total amount of tax revenues the City may collect the following year to support City programs.

The appropriations limit can be calculated by the use of one of the following factors:

1. Based on the growth factor of City population change over the prior year and the change in the California per capita income over the prior year: 1.0445.

2. Based on the growth factor of County population change over the prior year and the change in the California per capita income over the prior year: 1.0428.

3. Based on the growth factor of change in the City's non-residential new construction valuation and the change in the County or City population: 0.9935 and 0.9951 respectively.

California statute allows cities to use whichever factor is most favorable to its calculated limit. Therefore, the recommended growth factor used to compute the Gann Appropriations Limit for FY 2026/27 is the change in the City population and change in California per capita income: 1.0445. By using this growth factor, the City will have an appropriation limit of $68,333,798 for FY 2026/27. The City's FY 2026/27 appropriations subject to the limit are $24.3 million which are found to be under the calculated appropriations limit (see Attachment 3).

C. FY 2026/27 Compensation Plan

In June 2025, the City Council adopted and amended the City of Diamond Bar Compensation Plan (Resolution No. 2025-18) effective for FY 2025/26. As discussed above in Section A, the proposed changes to the Compensation Plan for FY 2026/27 include cost-of-living adjustments and an adjustment to the standard benefit allotment, as well as replacing two vacant budgeted positions to suit operational needs (see Attachments 4 & 5).

D. FY 2026/27 Investment Policy

The Investment Policy states the goals of the City's investment activities, the types of investments in which the City is permitted to invest its funds, and the reporting requirements. It is updated as necessary and reapproved by the City Council each year with approval of the Operating Budget.

In June 2025, the City Council adopted the most recent Investment Policy (Resolution No. 2025-20) which was prepared in accordance with the provisions outlined in the California Municipal Treasurer's Association (CMTA) Investment Policy Certification Program. CMTA is solely focused on public agency treasury management in the State of California which lends itself more closely to the City's investment requirements and goals. There are no changes recommended to the current investment policy at this time (see Attachments 6 & 7).

CONCLUSION:

The Proposed FY 2026/27 Operating Budget and Capital Improvement Program reflects a disciplined and balanced approach to addressing the City's ongoing fiscal challenges. Through updated user fees, increased General Fund revenues, and approximately $987,000 in program and service reductions, the proposed budget closes an initial $1.6 million deficit while maintaining funding for essential City operations and priority capital needs.

While this represents meaningful progress, the City's long-term forecast projects a renewed General Fund shortfall of approximately $790 thousand in FY 2027/28. As a result, continued fiscal discipline and efforts to align ongoing revenues with ongoing expenditures will remain necessary. Staff will continue working on strategies to strengthen long-term fiscal sustainability, including opportunities to enhance revenues, control costs, and evaluate service delivery priorities and will explore recommendations with the City Council in the coming months. Therefore, it is recommended that the City Council adopt the attached resolutions to approve the FY 2026/27 Operating and Capital Improvement Program Budget, along with the updated Gann Appropriations Limit, amendments to the City's Compensation & Benefits Plan, and the FY 2026/27 Investment Policy.

PREPARED BY:

Jason Jacobsen, Director, Finance

ATTACHMENTS:

1. Resolution No. 2026-15 - FY 2026/27 Operating and CIP Budget
2. EXHIBIT A - Proposed FY 2026/27 Operating and CIP Budget Book
3. Resolution No. 2026-16 - FY2026/27 Gann Appropriations Limit
4. Resolution No. 2026-17 - FY 2026/27 Compensation Plan
5. EXHIBIT A - FY 2026/27 Compensation Plan
6. Resolution No 2026-18 - FY2026/27 Investment Policy
7. EXHIBIT A - FY2026/27 Investment Policy

RESOLUTION NO. 2026-15

A RESOLUTION OF THE CITY COUNCIL OF THE CITY OF DIAMOND BAR, COUNTY OF LOS ANGELES, STATE OF CALIFORNIA, APPROVING AND ADOPTING THE CITY OPERATING BUDGET AND CAPITAL IMPROVEMENT PROGRAM FOR THE CITY OF DIAMOND BAR FOR THE FISCAL YEAR COMMENCING JULY 1, 2026 AND ENDING JUNE 30, 2027 AND APPROPRIATING FUNDS NECESSARY TO MEET THE EXPENDITURES SET FORTH THEREIN.

WHEREAS, the City Manager has submitted for the consideration of the City Council a proposed City Operating Budget and City Capital Improvement Program for FY 2026/27; and

WHEREAS, the proposed Operating Budget and City Capital Improvement Program for FY 2026/27 was reviewed and considered in two City Council public budget study sessions and in a public regular City Council meeting; and

WHEREAS, the Planning Commission of the City of Diamond Bar has publicly reviewed the proposed Capital Improvement Program for FY 2026/27 and found it to be in conformity with the City's General Plan as required by California Government Code Section 65401; and

WHEREAS, Section 4.1 of City Council Policy 2019-01, Fund Balance and Reserve Policy, establishes a Contingency Reserve Fund to adequately provide for economic uncertainties, local emergencies or disasters, and other financial hardships or downturns in the local or national economy. Based on this Policy, the City Council has committed to maintain a Contingency Reserve Fund Balance of no less than 25% of the General Fund expenditures, including operating transfers which equates to $8,541,289; and

WHEREAS, copies of the City Operating Budget and Capital Improvement Program for FY 2026/27 are on file in the office of the City Clerk labeled "City of Diamond Bar FY 2026/27 Budget" and said Budget is made a part of this Resolution and incorporated herein by reference.

NOW, THEREFORE, the City Council of the City of Diamond Bar does hereby resolve as follows:

Section 1. The City Council has reviewed the proposed Operating Budget and Capital Improvement Program and the funds included therein for the fiscal year (FY) commencing July 1, 2026 through June 30, 2027 and hereby finds that such budgets, as revised, are sound plans for the financing during FY 2026/27 of required City operations, services and capital improvements. Such budgets are adopted and appropriated as follows:

FY 2026/27 Programs	FY 2026/27 Budget
General Fund	$34,165,154
Special Funds	327,000
Special Revenue Funds	8,192,498
Debt Service	726,000
Internal Service	1,165,307
Subtotal – Operating Budget	**$44,575,959**
Capital Improvement Program	5,365,734
Total FY 2026/27 Budget	**$49,941,693**

Section 2. The City Manager is hereby authorized to transfer funds appropriated hereby or by supplemental appropriation as follows: with respect to departments, the City Manager may transfer amounts between and within departments, but only within a fund.

Section 3. Encumbrances for all funds at the end of FY 2025/26 may be re-appropriated for continued use in FY 2026/27 as deemed necessary by the City Manager.

Section 4. Unspent grants appropriations remaining at the end of FY 2025/26 may be re-appropriated for continued use in FY 2026/27 as deemed necessary by the City Manager.

Section 5. Capital Improvement Project appropriations, and their associated funding sources, which remain unspent at the end of FY 2025/26 may be reappropriated for continued use in FY 2026/27 as deemed necessary by the City Manager.

Section 6. The City Clerk shall attest and certify to the passage and adoption of this Resolution and enter it into the book of original resolutions, and it shall become effective immediately upon its approval.

PASSED, APPROVED AND ADOPTED this 2nd day of June, 2026.

CITY OF DIAMOND BAR

_____
Steve Tye, Mayor

ATTEST:

I, Kristina Santana, City Clerk of the City of Diamond Bar, do hereby certify that the foregoing Resolution was passed, approved and adopted at a regular meeting of the City Council of the City of Diamond Bar held on the 2nd day of June, 2026, by the following vote:

AYES:	COUNCIL MEMBERS:
NOES:	COUNCIL MEMBERS:
ABSENT:	COUNCIL MEMBERS:
ABSTAINED:	COUNCIL MEMBERS:

_____
Kristina Santana, City Clerk


Raymond Wong - Heart of the Hillside


Edison Rodriguez - Bee the Sunshine


Doris Yiang - Spring's Here

2025 Through My Lens Photo Contest Winners

Draft

City of Diamond Bar

ANNUAL BUDGET

Fiscal Year 2027

July 1, 2026-June 30, 2027

21810 Copley Drive, Diamond Bar, CA 91765 | 909-839-7000 | www.diamondbarca.gov

Table of Contents

Section 1: Budget Message **7**
City Manager's Budget Message 8
City Leadership 24
Organizational Structure 25
Budget Awards 26
Budget Resolution 27
Section 2: Community Profile **30**
Diamond Bar at a Glance 31
Diamond Bar History 32
Community Snapshot 45
Section 3: Strategic Planning .....
Strategic Plan & Departmental Quarterly Updates 46
Department Work Plans 47
Long-Term Financial Forecast 52
Section 4: Guide to the Budget **53**
What is the Budget? 54
Basis of Budgeting 55
Budget Process 57
Fund Structure 59
Financial Policies 60
Section 5: Financial Summaries **62**
Financial Summaries 63
Section 6: General Fund Revenue & Appropriations **67**
100 – General Fund Revenues 68
Revenue Descriptions 71
100 – General Fund Appropriations 84
Section 7: General Fund Departmental Budgets **87**
City Administration .....
110 – City Council 88
120 – City Attorney 90

Draft

130 – City Manager's Office 91
140 – City Clerk's Office 94
150 – Economic Development 97
Administration & Support .....
210 – Finance 99
220 – Human Resources & Risk Management 102
230 – Information Systems 105
240 – Community Relations 108
620 – Civic Center 111
Public Safety 113
310 – Law Enforcement 115
320 – Volunteer Patrol 117
330 – Fire Protection 118
340 – Animal Control 119
350 – Emergency Preparedness 120
Community Development 122
410 – Planning 125
420 – Building & Safety 127
430 – Neighborhood Improvement 129
Parks & Recreation 131
510 – Diamond Bar Center 134
520 - Recreation 137
Public Works 140
610 – Public Works Administration 143
615 - Engineering 146
630 – Parks & Facilities Maintenance 148
645 – Landscape Maintenance 151
655 – Road Maintenance 152

Draft

Total Transfers In 155
Total Transfers Out 156
Personnel 157
Section 8: Special Funds 161
101 – Community Organization Support 162
102 – Law Enforcement Reserve 163
103 – General Plan Update 164
104 – Technology Reserve 165
105 – Other Post Employment Benefits (OPEB) 166
107 – Homelessness Response Fund 168
Section 9: Special Revenue Funds 169
201 – Measure W 170
202 – Road Maintenance & Rehabilitation 172
203 – Measure M 173
204 – Measure R 175
205 – Gas Tax 177
206 – Prop A Transit 179
207 – Prop C Transit 182
209 – SB 821 184
224 – Permanent Local Housing Allocation 185
225 – Community Development Block Grant 186
226 – CASP SB1186 188
238 – District 38 189
239 – District 39-2022 191
241 – District 41-2021 193
245 – Street Beautification 195
246 – Traffic Mitigation 196
247 – Sewer Mitigation 197
248 – Tres Hermanos Conservation Authority 198

Draft

250 – Integrated Waste Management 199
251 – Air Quality Improvement 202
252 – Waste Hauler 203
253 – Used Oil Grant 204
254 – Beverage Container Recycling Grant 206
256 – Hazard Mitigation Grant 208
260 – Park Fees (Quimby) 209
261 – Measure A Neighborhood Parks Act 210
262 – Park & Facility Development 211
270 – PEG Fees 212
280 – Citizens Option for Public Safety 213
Section 10: Capital Improvement Projects Fund 215
Capital Improvements Program 216
Street Improvement Projects .....
SI271 – Arterials Street Rehab. (Construction) 218
SI272 – Residential and Collector Streets Rehab. (Construction) 219
SI273 – CDBG Area 7 ADA Curb Ramp Projects 220
Traffic Management/Safety Projects .....
TM261 – Battery Back-Up and CCTV Replacement Program 221
Miscellaneous Public Works Projects .....
PW253 – Full Capture Devices on Stormwater Catchbasins 222
PW271 – Chino Hills Parkway Erosion Control (Construction) 223
Facilities, Parks & Recreation Improvement Projects .....
FP258 – Sycamore Canyon Park Lower Bridge Replacement 224
Five Year Capital Improvement Projects Plan 225
Section 11: Debt Service Fund 229
401 – Debt Service Fund 230
Section 12: Internal Service Fund 232
501 – Self-Insurance Fund 233

Draft

502 – Vehicle Replacement Fund 234
503 – Equipment Replacement Fund 235
504 – Building Facility & Maintenance Fund 236
Section 13: Fiduciary Fund 237
601 – Other Post Employment Benefits Trust Fund 238
Appendix 239
Glossary 240
Appropriation Limit Calculation 243
Fund & Department Relationship 245

Draft



Heart of the Hillside by Raymond Wong
2025 Through My Lens Photo Contest Winner



Graduation by Ruiqi Wang
2025 Through My Lens Photo Contest Winner

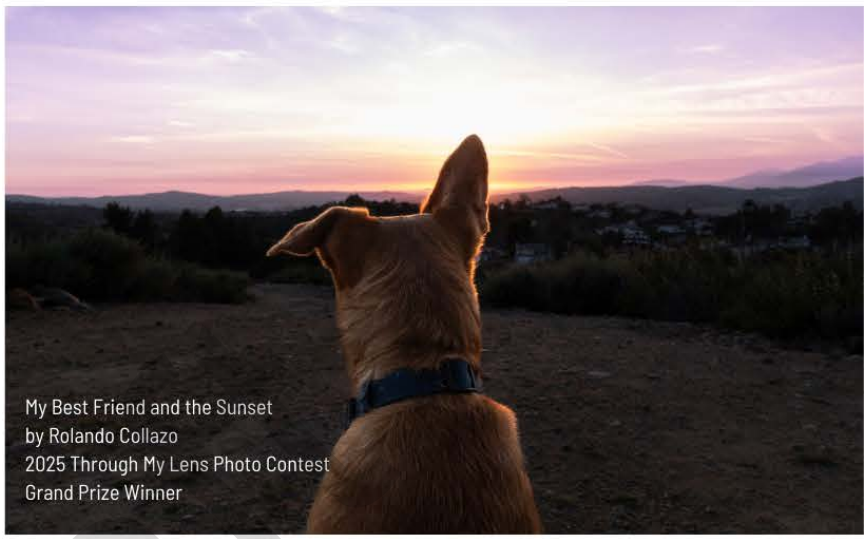

My Best Friend and the Sunset
by Rolando Collazo
2025 Through My Lens Photo Contest
Grand Prize Winner



Bee the Sunshine by Edison Rodriguez
2025 Through My Lens Photo Contest Winner

Budget Message



Dreamboats in Action by Kin Man Wong
2025 Through My Lens Photo Contest Winner



Summer Pup by Emily Becerra
2025 Through My Lens Photo Contest Winner

June 2, 2026

Honorable Mayor and Council Members
City of Diamond Bar

RE: City Manager's Recommended Budget for Fiscal Year 2026/27

Presented for your consideration and approval, is the City's Annual Operating Budget and Capital Improvement Program for Fiscal Year (FY) 2026/27.

Background: Ongoing General Fund Structural Deficit

The Proposed FY 2026/27 Budget reflects the second year of the City's ongoing structural deficit – a structural deficit is where recurring revenues are not able to keep up with the rate of inflation and cost increases. Unlike one-time or cyclical shortfalls, a structural deficit requires deliberate and ongoing policy actions, such as revenue enhancements, expenditure reductions, service-level adjustments, or other reforms, to eliminate the underlying gap. Though the Proposed FY 2026/27 Budget is balanced due to one-time revenue increases from realigned Use Fees, the updated Ten-Year General Fund Forecast remains largely unchanged from the prior year under a status quo scenario. Unless new recurring revenues materialize, or further service level reductions are made, the City can expect to see significant deficits starting as soon as next FY 2027/28 wherein a deficit of $790 thousand is anticipated even at the City's current reduced service levels. If this pattern holds, the City can expect to see the complete utilization of the General Fund's $30 million fund balance by year eight, putting at stake the high quality of life, level of public safety and public infrastructure the City has prized since incorporation. Accordingly, while the Proposed FY 2026/27 Budget represents an important step toward fiscal stability, continued discipline will be necessary to maintain structural balance in future years. The **Ten-Year General Fund Forecast** is included in the accompanied budget schedules.

Proposed FY 2026/27 General Fund Budget Overview

The Proposed FY 2026/27 Operating Budget reflects a continued focus on long-term fiscal sustainability, responsible stewardship of public resources, and the

Draft

preservation of essential City programs and services. Compared to the prior year, the City has made meaningful steps toward addressing its structural deficit through a combination of revenue enhancements and significant expenditure reductions. Hence, the Proposed FY 2026/27 Budget includes updated development-related user fees and multiple reductions to selected programs and services. These proactive actions eliminated an initial starting deficit of $1.6 million, producing a balanced General Fund budget for the upcoming fiscal year. However, the expected growth of updated revenues is not anticipated to match the growth in the rate of inflation and cost increases for utilities, maintenance, insurance, personnel, and contract/professional services facing the City (as shown in the ten-year forecast). This fact necessitates further action to reduce costs or increase revenues ahead of the next fiscal year.

Presently, General Fund revenues in FY 2026/27 are projected to increase by 5.6% compared to the prior year. As mentioned above, this increase is primarily attributable to updated user fees for development-related services, which are projected to increase by 76.8% in the coming year (however, future year growth is expected to be approximately one percent based on historical fee activity). This update brings total development fee revenues to approximately $4.1 million. These updated fees better align cost recovery with the cost of providing services and reduce the extent to which General Fund resources subsidize development activity.

In addition to revenue enhancements, the Proposed FY 2026/27 Budget includes approximately $987 thousand in reductions to programs and services. These reductions were necessary to balance the budget while preserving core municipal services and maintaining the City's commitment to fiscal discipline. Although difficult, these reductions reflect a measured and proactive approach to addressing the City's ongoing fiscal challenges. As a result of these efforts, the Proposed FY 2026/27 General Fund Budget is balanced and proposes the one-time use of fund balance in the amount of $27 thousand for the City's Hazard Mitigation Plan Update.

Draft

General Fund		
Revenues (recurring)		**$ 34,138,610**
Expenditures		
Expenditures (recurring)	(34,109,154)	
One-Time Item: Hazard Mitigation Plan Update	(56,000)	
Total Expenditures		**(34,165,154)**
Addition/(Use) of Fund Balance		**$ (26,544)**

Despite fiscal challenges, the proposed budget continues to prioritize implementation of the City Council's high-priority objectives and remains guided by the three overarching goals in the adopted FY 2024–2027 Strategic Plan:

- Responsible Stewardship of Public Resources
- Open, Engaged and Responsive Government
- Safe, Sustainable and Healthy Community

FY 2026/27 Department Work Plans

The FY 2026/27 Department Workplans included herein highlight some of the key initiatives and projects that will be supported, with funding sources, over the next year, as well as what has been accomplished during the prior year. These Workplans items are each tied to the 2024-2027 Strategic Plan Goals and Objectives, and Performance Measures, as a way to measure progress.

Draft

2024-2027 Strategic Plan



In April 2020, the City Council adopted the 2021-2024 Diamond Bar Strategic Plan which set high-level aspirational goals and priorities for the community over a three-year period. With the close of Fiscal Year 2022/23, the City Council adopted an updated 2024-2027 Strategic Plan in April 2023. The new Strategic Plan builds upon past success and is designed to serve as the foundation for consistent policy and funding decisions, while being flexible enough to adapt to new, unforeseen challenges and issues.

The 2024-2027 Strategic Plan includes the following Core Values:

- Community & Livability
- Transparency & Accountability
- Service & Professionalism

To meet these Core Values, the plan establishes Goals and Objectives that set priorities for consistent policy making and guide the day-to-day operations of the City. Performance Measures are also identified which are used as key indicators to gauge progress over time. There are three (3) overarching Goals that include:

1. Responsible Stewardship of Public Resources
2. Open, Engaged and Responsive Government
3. Safe, Sustainable and Healthy Community

Draft

General Fund Revenues: $34.1 Million

Proposed General Fund revenues for FY 2026/27 have increased $1.8 million, or 5.6%, when compared to the prior FY 2025/26 Adopted Budget. The following are noteworthy General Fund revenue items incorporated into the proposed FY 2026/27 Operating Budget. The table below compares the prior year adopted budget to the Proposed FY 2026/27 Budget, and the percent of change for next fiscal year.

Property Taxes	**Adopted FY 25/26**	**Proposed FY 2026/27**
The estimated change in the City's net taxable value of secured real property for FY 2026/27 is expected to increase 3.6% ($155 thousand). This increase is offset by decreases for unsecured and supplemental property tax rolls which will result in a net year-over-year change to all Property Tax revenue categories of 0.6%. The City uses HdL as a consultant to help monitor, audit and project this major revenue source.	**$6,971,047**	**$7,013,000** 0.6%

Property Tax in Lieu of VLF (Vehicle License Fees)	**Adopted FY 25/26**	**Proposed FY 2026/27**
This major revenue source grows at the same general pace as the City's net taxable value (3.6%). The City's consultant, HdL, also assists with the projection of this significant revenue item.	**$8,107,449**	**$8,399,320** 3.6%

Sales Taxes	**Adopted FY 25/26**	**Proposed FY 2026/27**
Sales tax revenue is projected to decline by $98 thousand compared to the prior year. This	**$6,413,700**	**$6,315,937**

Draft

downward revision is primarily driven by updated assumptions regarding statewide and national economic growth. The City is seeing continued declines across key sectors, including Business & Industry ($88 thousand), Fuel & Service Stations ($74 thousand), Food & Drugs ($74 thousand), and Building & Construction ($7 thousand). These decreases were offset by increases to General Consumer Goods ($84 thousand), Restaurants ($38 thousand), and online sales distributed by the County Pool ($30,000). For the fourth quarter of 2025 (October–December), Diamond Bar experienced a 5.9% decline in sales tax revenue compared to the same quarter in 2024, ranking 78th out of 88 cities in Los Angeles County. This trend appears to reflect Diamond Bar's unique retail composition, as at least one neighboring LA County city experienced a 3.9% increase during the same period.		-1.5%

Transient Occupancy Taxes	**Adopted FY 25/26**	**Proposed FY 2026/27**
Transient Occupancy Tax is projected to increase by $90 thousand based on current trends.	**$1,449,000**	**$1,539,000** 6.2%

Use of Money & Property	**Adopted FY 25/26**	**Proposed FY 2026/27**
Investment Income – General Fund investment income is anticipated to decline $329 thousand as the City's portfolio reflects changes to the interest rate environment and Federal Open Market Committee policy.	**$1,249,000**	**$920,260** -26.3%
Rental Revenue – Revenue from rentals at the Diamond Bar Center is anticipated to increase by $52 thousand. Field and Park Facility Rentals, and related Facility Security Charges, are anticipated to decrease by $1,500. Cell tower lease revenue is projected to increase $10 thousand due to CPI adjustments for current leases.	**$1,102,500**	**$1,163,000** 5.5%

Draft

Current Service Charges	Adopted FY 25/26	Proposed FY 2026/27
Development Fees – Revenue from Building, Planning and Engineering activity is estimated to increase $1.8 million due to the recent comprehensive update to the City's User Fee Schedule which aimed to recoup the full cost of providing these services.	**$2,315,210**	**$4,092,688** 76.8%
Recreation Programs – Program revenue is projected to increase $4 thousand mainly due to Contract Classes and Athletic Programs, offset by a reduction to Youth Programs.	**$618,425**	**$622,675** 0.7%

Gas Tax – Transfer In	Adopted FY 25/26	Proposed FY 2026/27
The Transfer-In from the Gas Tax Fund reimburses the General Fund for eligible road maintenance activities each year. However, as maintenance costs continue to rise, available Gas Tax revenue remains insufficient to fully cover these expenses.	**$1,435,000**	**$1,435,000** 0.0%

Draft

General Fund Expenditure Budget: $34.2 Million

Proposed recurring General Fund expenditures for FY 2026/27 have increased $1.8 million, or 5.6% when compared to the prior FY 2025/26 Adopted Budget. In addition, staff is proposing a one-time expense in the amount of $56 thousand for the City's Hazard Mitigation Plan Update, bringing total proposed expenditures to $34.2 million.

In response to declining revenues and an initial $1.6 million starting deficit, staff conducted a thorough review of all expense accounts and took deliberate steps to reduce or eliminate expenses in order to present a balanced budget for the upcoming year. As a result, $987 thousand has been reduced from the

General Fund which significantly affects programs and services for the upcoming fiscal year. These reductions are in addition to $250 thousand in ongoing reductions to the FY 2025/26 Adopted Budget which reduced budgets for vehicle replacements and the parking lot slurry seal program at various parks.

Key reductions reflected in the Proposed FY 2026/27 General Fund Budget, as presented during the Community Budget Workshop #1 (held March 3, 2026), are presented in the table below:

PROPOSED FY 2026/27
GENERAL FUND PROGRAM & SERVICE LEVEL REDUCTIONS

	Reductions
Public Safety Programs Reductions	**$ (198,500)**
Automated License Plate Readers (Flock Safety)	(170,000)
As Needed Suppression Patrols	(25,000)
Public Safety Outreach	(2,500)
Report for Reward Program	(1,000)
Community Beautification Reductions	**$ (345,700)**
Homeless Encampment Remediation	(25,000)
Lighting & Landscape Dist. 38 Subsidy Median Maint.	(161,700)
Parks Landscape Watering (15% reduction)	(50,000)
Right-of-Way Cleanup Contract	(44,000)
Sunset Crossing Fence Repair	(15,000)
Tree Maint : Reduce service requests/plantings; keep emergency funds	(50,000)
Economic Development Reductions	**$ (38,000)**
Community Organization Support	(10,000)
Eliminate Restaurant Week Banners (keep virtual program)	(8,000)
Various Economic Development Program Reductions	(20,000)
Community Event Reductions	**$ (163,047)**
Eliminate 2026 Snowfest	(96,933)
Reduce Concerts in Park, Eliminate Movies in Park	(66,114)
Road Maintenance Reductions	**$ (132,000)**
Sidewalk Repairs (use alternative methods)	(100,000)
Road Maint Supplies	(20,000)
Road Maint Tools	(5,000)

Draft

Street Sweeping	(7,000)
Other Reductions	**$ (109,700)**
Records Mgmt. Services	(15,000)
Misc. Professional Services	(20,000)
Indoor plant service (City Hall)	(7,500)
Community Satisfaction Survey	(35,000)
Misc. Public Works Contracts	(32,200)
Total Reductions	**$ (986,947)**

Notwithstanding the aforementioned reductions, the following highlighted items are presented for City Council consideration:

Public Safety:

- **Law Enforcement** – FY 2026/27 County of Los Angeles Sheriff's Department (LASD) expenditures are expected to be approximately $9.1 million, representing the single largest line item and approximately 26.6% of proposed General Fund expenditures (down from 27.4%). LASD proposed expenditures reflect a net increase of $265 thousand year-over-year, inclusive of a contract rate increase of 2.3% (down from 4.37% in the prior year) plus an increased Liability Trust Fund (LTF) surcharge of 14.5% (up from 13% in the prior year) on each contracted position. The General Fund includes a transfer-in from the Law Enforcement Reserve Fund in the amount of $25,000 for as-needed special assignments and suppression patrols which have proven to be a cost-effective approach to reducing crime and responding to specific public safety issues throughout the year.

- **Crossing Guard Services** – The City provides Crossing Guard Services at seven (7) elementary schools and two (2) middle schools with a total of 16 guards. The total budget for crossing guard services in FY 2026/27 is $289,800.

- **Animal Control** – Since incorporation, the City has contracted with the Inland Valley Humane Society (IVHS) for animal control and licensing services. The current agreement, last amended in 2021, follows a gross contract model in which the City pays the full cost of services, offset by any licensing revenue collected by IVHS. Since last year, three large member cities have withdrawn from IVHS (Montclair, Chino, Ontario), with the City of Baldwin Park recently being added into IVHS' service territory

Draft

effective July 1, 2026. IVHS also expanded with the acquisition of the San Gabriel Valley Humane Society, which includes the cities of San Gabriel and Temple City.

While FY 2025/26 experienced a one-time cost increase of 15%, the FY 2026/27 proposed increase for IVHS Animal Control services is 3%. The *gross* cost for this contracted service in FY 2026/27 is anticipated to be $667,300. After accounting for estimated licensing and service fee revenues of $80,000, the proposed budget of $587,300 reflects an increase of $15,500 compared to the previous fiscal year.

Human Resources – Each year, the City Council adopts the Compensation and Benefits Plan for the upcoming fiscal year which includes cost of living adjustments, and employee positions with associated salary ranges and benefits. To remain an "Employer of Choice" in the region the City must continue to reinvest in its personnel (i.e. human capital) in a manner similar to its capital projects and infrastructure. To identify and prioritize investment in organizational staffing and organizational structure, and to maintain, enhance and expand City programs, the City has developed a focused effort, led by members of the City Manager's executive team, referred to as the Human Capital Investment Program (HCIP). This year, staff is planning on implementing flexible staffing solutions to replace current vacant part-time positions in the Parks and Recreation and Public Works Departments. These position swaps will maintain the City's commitment to investing in optimizing service delivery while providing minimal fiscal impact in the upcoming year. Having an agile workforce able to respond to the changing needs of the community and carry out City priorities is essential. There are sufficient budgeted resources in the proposed departmental budgets; and the positions, as well as salary ranges, already exist in the City's classification and compensation plan. Therefore, the following position swaps are requested for FY 2026/27 for a total year-one savings of $2,040.

Department	Current Position (Vacant)	FY 26/27 Top Step	Replacement Position	FY 26/27 Top Step	FY 26/27 Net Impact	Years 2-5 Total Net Impact*
Parks and Recreation	Pre-School Teacher (75% Budgeted)	$27.02/hr	Recreation Specialist (75% Budgeted)	$33.56/hr	$(2,040) Savings	$ 17,360
Public Works	Public Works Inspector	$41.46/hr	Engineering Technician	$41.46/hr	$ -	$ -

*Assumed 3.0% COLA in years 2-5.

- **Cost-of-Living Adjustment –** The City's Personnel Rules and Regulations specify that the City Manager may request that the City Council authorize a Cost-of-Living Adjustment (COLA) for employees based on the March-to-March rates of the federal Consumer Price Index (CPI) for Wage Earners and Clerical Workers in Los Angeles/Orange Counties. This year's CPI calculation in March 2026 was 3.6%. In order to avoid real wage losses and remain an "Employer of Choice" in the surrounding Los Angeles, Orange, Riverside and

Draft

San Bernardino counties, it is recommended that the salary schedules for all benefitted classifications of employment including all executive positions, be increased by 3.6% effective with the pay period beginning June 27, 2026. A $100 per month increase to the Benefit Allotment is also recommended for all benefitted classifications of employment including the executive positions and members of the City Council to help keep up with corresponding health premium rate increases. This annual COLA and Benefit Allotment adjustment is a routine maintenance item to preserve the City's competitive compensation structure. The total estimated cost is approximately $432 thousand, of which $378 thousand is funded by the General Fund.

Parks & Recreation –The proposed Parks & Recreation department budget was developed based on continued community interest in valuable programs, services, and events. With City Council support, the department made several strategic adjustments while considering the financial challenges facing the City. These adjustments include the cancelation of the Winter Snow Fest Event, Movies in the Parks, and reductions to the Concerts in the Park series. Several programs and events offered this year to support an active and healthy community include summer youth day camp, senior activities & dances, field allocations for sports organizations, contract classes, picnic reservations, and community special events. This fiscal year will also include the Wedding and Event Expo at the DBC, which serves to promote the facility and is a mostly a cost-neutral event. Traditional special events, including the Windmill Lighting, Veterans Recognition Ceremony, and the Halloween Party, will continue to bring the community together.

Expenses for recreation programs ($2.75 million, a 0.6% decrease) and Diamond Bar Center operations ($1.81 million, a 2.8% increase) have been adjusted commensurate with anticipated activities and service level reductions for a combined budget of $4.56 million, a total increase of $32 thousand from the prior year. Total departmental revenue, including Diamond Bar Center rentals ($750 thousand, an increase of $50 thousand from the prior year) and other recreation program revenue ($622 thousand, an increase of $4 thousand from the prior year amount) is budgeted at $1.37 million for FY 2026/27.

Special Revenue Fund Highlights

- **Integrated Waste Management Fund (250) –** The proposed budget of $1.1 million includes a proposed line item for $180 thousand for a routine Residential and Commercial Waste Hauler Compliance Audit, a reimbursable cost paid for by the waste haulers. In addition, $21 thousand is proposed for expanded student waste reduction and recycling field

Draft

trips. Additionally, the City has maintained a student environmental education program for 3rd-6th graders with Discovery Cube for several years. This program, budgeted at $40 thousand, has been well-received by schools as it provides a fun and interactive way to educate students about recycling, organic waste, and sustainable purchasing choices. Additionally, it supports the goals of SB 1383, particularly through Discovery Cube's organics lab, which includes composting and vermicomposting activities.

- **Lighting & Landscape Assessment Districts (LLADs) –** Much work has been done in recent years to address operating deficits and reduce General Fund subsidies to the LLADs, particularly Districts 39-2022 and 41-2021. Total General Fund contributions to all three districts for FY 2026/27 is budgeted at $149 thousand, a decrease of $126 thousand from the prior year. Budgeted resources and expenditures for all three districts for FY 2026/27 are shown below. It should be noted that some districts are utilizing fund balance for proposed operations and that the General Fund subsidy to LLAD No. 38 was reduced as part of the budget balancing strategy for FY 2026/27:

Landscape & Lighting Assessment Districts

Proposed FY 2026/27 Budget	LLAD No. 38	LLAD No. 39-2022	LLAD No. 41-2021
Resources			
Assessment Revenue	$ 272,669	$ 708,390	$ 330,166
General Fund Contributions	88,378	42,638	17,453
Use of District Fund Balance	38	-	106,377
Total Resources	**$ 361,085**	**$ 751,028**	**$ 453,996**
Total Expenditures	**$ 361,085**	**$ 713,235**	**$ 453,996**
Changes to Dist. Fund Balance	**$ (38)**	**$ 37,793**	**$ (106,377)**

- **Traffic Mitigation Fund (246) –** The City receives Traffic Mitigation Funds to address transportation system impacts associated with development. Staff is recommending the establishment of a prioritized list of street improvement projects to ensure these funds are deployed strategically and transparently. The proposed budget of $350,000 will utilize interest earned on the funds to aid the City's effort to:
    - Align traffic mitigation fund expenditures with nexus and eligibility requirements
    - Prioritize traffic mitigation projects that best improve traffic flow and safety
    - Provide a clear and defensible framework for future project selection.

Draft

- **Tres Hermanos Fund (248) –** The proposed budget of $120 thousand (an increase of $40 thousand) is for the City's share of maintenance costs provided to the Tres Hermanos Conservation Authority.

- **AB 2766 Air Quality Management District Fund (251) –** AB 2766 Air Quality Management District Fund (251) – The proposed budget of $74 thousand represents no change from the prior year. A total of $35,000 is being shifted from the neighborhood traffic management program (NTMP) to fund the lease of four (4) zero-emission fleet vehicles, leaving sufficient funds in the amount of $39,000 to accommodate citizen requests for traffic improvements.

- **Beverage Container Recycling Grant Fund (254) –** The proposed $14 thousand budget includes new recycling receptacles for business and school programs.

- **Hazard Mitigation Fund (256) –** The proposed budget of $221 thousand is requested to updated the City's Hazard Mitigation Plan in order to remain in compliance with FEMA and State planning requirements. City staff submitted a grant application in 2025 and are awaiting FEMA's determination. There is a corresponding request of $56,000 from the General Fund to meet the granting agency's 25% cost-share requirement.

- **Park Development Fund (262) –** The proposed budget of $250 thousand is for the construction of the Sycamore Canyon Park Lower Bridge Replacement project as discussed in the FY 2026/27 CIP.

Internal Service Funds Highlights

- **Debt Service Fund (401) –** In May 2021, the City refunded the outstanding Lease Revenue Bonds associated with the original acquisition and construction of the Diamond Bar Center. This achieved a gross savings of $1.736 million and present value savings of $1.63 million (or 20.85%) for the General Fund, which translates to approximately $144,700 in average annual debt service savings for the remainder of the term through June 1, 2033 at an effective interest rate of 1.15%. The 2021 Bonds were rated by S&P as AA+ (top rating for this type of bond) which is a testament to the Council's conservative and prudent fiscal policies. The total debt service (principal and interest) for FY 2026/27 will be $722 thousand, and is funded by a transfer to the Debt Service Fund from the General Fund.

Draft

- **Self-Insurance Fund (501) –** CA Joint Powers Insurance Authority (CJPIA) covers the City's Property, Pollution Liability, Crime, General Liability and Workers' Compensation needs. The combined premiums for Property, Pollution, Crime and General Liability are anticipated to be approximately $820 thousand, which reflects a year-over-year increase of $169 thousand (26%). This amount is up from the prior year increase of $117 thousand which, at the time, represented a year-over-year increase of 22%. All funding for the Self-Insurance Fund is provided by a transfer-in from the General Fund.

- **Vehicle Maintenance & Replacement Fund (502) –** The proposed budget of $137 thousand is recommended for necessary operations and maintenance of the citywide fleet, as well as the lease of four (4) new zero-emission electric vehicles funded by a transfer-in from the AB 2766 Fund (fund 251) in the amount of $35 thousand. The remaining budget of $102 thousand is requested to cover fuel and maintenance costs for the City's current fleet, and is provided by a transfer-in from the General Fund.

- **Computer Equipment Maint. & Replacement Fund (503) –** The proposed budget of $208 thousand is recommended for necessary information systems, hardware upgrades, and replacements, such as:

  - Additional mobile touch screens for ELM project ($5 thousand)
  - (2) Multi-function Copier Replacements ($25 thousand)
  - (2) Firewalls ($15 thousand)
  - (2) Timer Server Replacements ($18 thousand)
  - Additional Tyler support for post go-live reporting ($45 thousand)

  Plus items carried over from the prior year:
  - Phase 2 ELM System Integration with Laserfische and Financial System ($80 thousand)
  - New Touch-Screens for Employee Time Keeping ($20 thousand)

- **Building Facility & Replacement Fund (504) –** Proposed revenues include a transfer-in from the General Fund in the amount of $100 thousand, per the City's adopted fund balance policy. There are no expenses proposed for 2026/27.

Fiduciary Fund

- **OPEB Trust Fund (601) –** The proposed budget of $115 thousand consists only of revenue via a transfer-in from the General Fund in the amount of

Draft

$88,000 and investment earnings in the amount of $26,600 designated to fund the City's Other Post-Employment Benefits (OPEB) Trust, an investment vehicle managed by CalPERS for the purpose of reducing the City's long-term OPEB liabilities (e.g. retiree medical costs). This amount is unchanged from the prior fiscal year. There are no expenses budgeted in this fund.

Proposed FY 2026/27 Capital Improvement Program

CIP Program Year-Over-Year	Adopted FY 2025/26	Draft FY 2026/27	% Change
Street Improvements	$4,499,000	$4,349,734	-3%
Traffic Mgmnt./Safety Improv.	64,000	66,000	3%
Transportation Infrastructure Improv.	-	-	N/A
Misc. Public Works Improvements	-	700,000	N/A
Facilites, Parks and Rec. Improv.	600,000	250,000	-58%
Total	**$5,163,000**	**$5,365,734**	**3.9%**

Conclusion

The Proposed FY 2026/27 Operating Budget and Capital Improvement Program reflects a disciplined and balanced approach to addressing the City's ongoing fiscal challenges. Through updated user fees, increased General Fund revenues, and approximately $987,000 in program and service reductions, the proposed budget closes an initial $1.6 million deficit while maintaining funding for essential City operations and priority capital needs.

While this represents meaningful progress, the City's long-term forecast projects a renewed General Fund shortfall of approximately $790 thousand in FY 2027/28. As a result, continued fiscal discipline and efforts to align ongoing revenues with ongoing expenditures will remain necessary. Staff will continue working on strategies to strengthen long-term fiscal sustainability, including opportunities to enhance revenues, control costs, and evaluate service delivery priorities and will explore recommendations with the City Council in the coming months.

I would like to express my appreciation to the Executive Management Team, especially Finance Director Jason M. Jacobsen, for their efforts in preparing this year's Budget. I would also like to thank all of our talented and dedicated staff for their continued and unwavering flexibility, creativity and support in the delivery of city services.

Draft

I would like to recognize the City Council for their effective fiscal leadership and commitment to serving the community. It is through the City Council's forward-thinking leadership and prudent fiscal practices, that Diamond Bar is able to deliver a commitment to service excellence and strive to achieve our Community Values: ***Community & Livability, Transparency & Accountability, Service & Professionalism.***

Respectfully submitted,



Daniel Fox
City Manager

Draft



City of Diamond Bar Budget

Fiscal Year 26/27

www.diamondbarca.gov

CITY LEADERSHIP

Mayor

Steve Tye



Mayor Pro Tem

Ruth Low



Council Member

Chia Yu Teng



Council Member

Andrew Chou



Council Member

Stan Liu



Draft



City of Diamond Bar Budget

Fiscal Year 26/27

www.diamondbarca.gov

ORGANIZATIONAL STRUCTURE

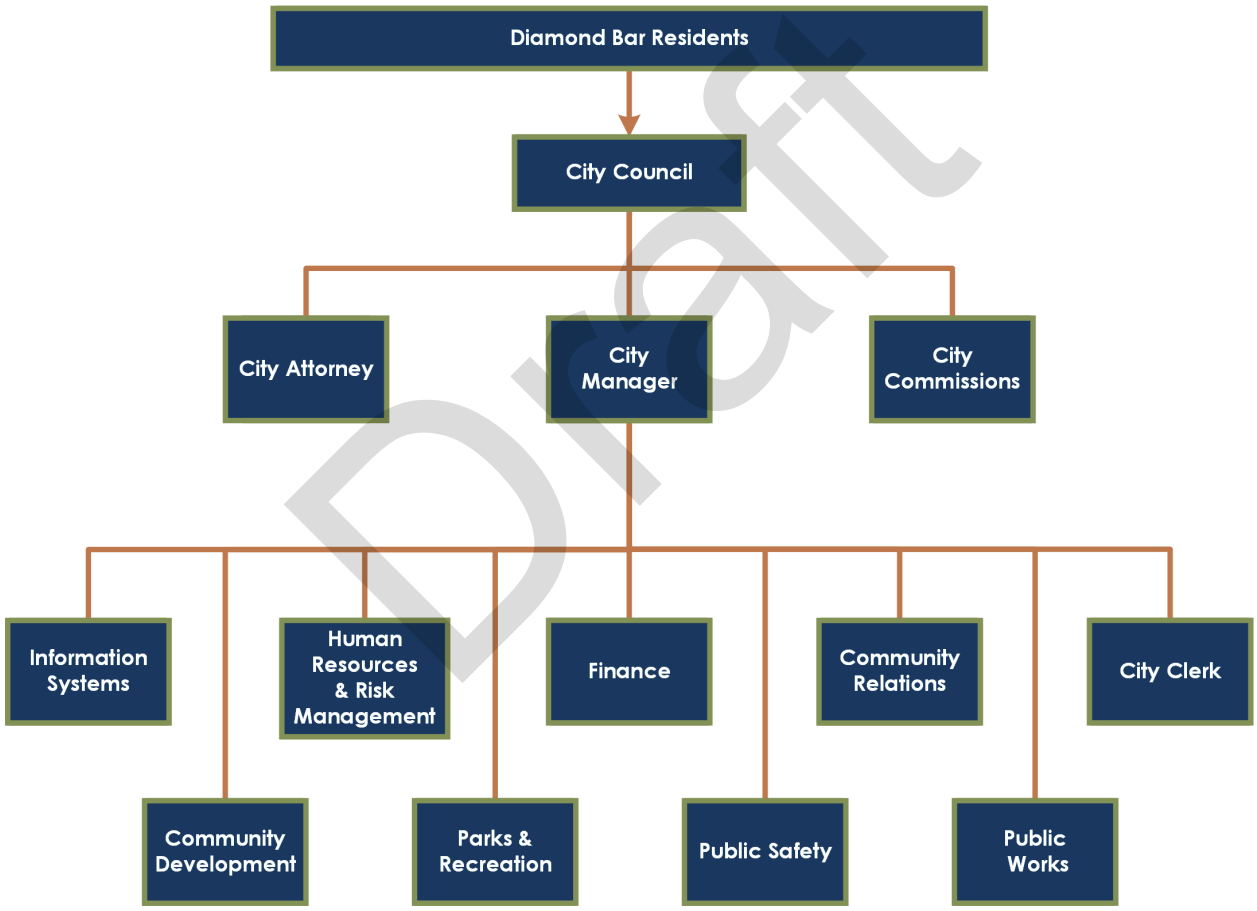

Draft



City of Diamond Bar Budget

Fiscal Year 26/27

www.diamondbarca.gov

BUDGET AWARDS

Government Finance Officers Association

GOVERNMENT FINANCE OFFICERS ASSOCIATION

Distinguished Budget Presentation Award

PRESENTED TO

City of Diamond Bar
California

For the Fiscal Year Beginning

July 01, 2025

Christopher P. Morrill

Executive Director

The Government Finance Officers Association of the United States and Canada (GFOA) presented a Distinguished Budget Presentation Award to the City of Diamond Bar, California, for its Annual Budget for the fiscal year beginning July 1, 2025. In order to receive this award, a governmental unit must publish a budget document that meets program criteria as a policy document, as a financial plan, as an operations guide, and as a communications device.

This award is the highest form of recognition in governmental budgeting and reflects the City of Diamond Bar's commitment to and achievement in quality governmental budgeting.

This award is valid for a period of one year only. We believe our current budget continues to conform to the program requirements, and we are submitting it to GFOA to determine its eligibility for another award.

California Society of Municipal Finance Officers



California Society of Municipal Finance Officers

Certificate of Award

Operating Budget Excellence Award
Fiscal Year 2025-2026

Presented to the

City of Diamond Bar

For meeting the criteria established to achieve a CSMFO Award in Budgeting.

February 5, 2026

Jennifer Wakeman
2025 CSMFO President

James Russell-Field, Chair
Recognition Committee

Dedicated to Excellence in Municipal Financial Reporting

The California Society of Municipal Finance Officers (CSMFO), presented its Operating Budget Excellence Award to the City of Diamond Bar, California for its Fiscal Year 2025-2026 Budget. The City of Diamond Bar is confident that the Fiscal Year 2026-2027 Budget will continue to conform to award requirements.

Draft

RESOLUTION NO. 2026-XXXX

A RESOLUTION OF THE CITY COUNCIL OF THE CITY OF DIAMOND BAR, COUNTY OF LOS ANGELES, STATE OF CALIFORNIA, APPROVING AND ADOPTING THE CITY OPERATING BUDGET AND CAPITAL IMPROVEMENT PROGRAM FOR THE CITY OF DIAMOND BAR FOR THE FISCAL YEAR COMMENCING JULY 1, 2026 AND ENDING JUNE 30, 2027 AND APPROPRIATING FUNDS NECESSARY TO MEET THE EXPENDITURES SET FORTH THEREIN.

WHEREAS, the City Manager has submitted for the consideration of the City Council a proposed City Operating Budget and City Capital Improvement Program for FY 2026/27; and

WHEREAS, the proposed Operating Budget and City Capital Improvement Program for FY 2026/27 was reviewed and considered in two City Council public budget study sessions and in a public regular City Council meeting; and

WHEREAS, the Planning Commission of the City of Diamond Bar has publicly reviewed the proposed Capital Improvement Program for FY 2026/27 and found it to be in conformity with the City's General Plan as required by California Government Code Section 65401; and

WHEREAS, Section 4.1 of City Council Policy 2019-01, Fund Balance and Reserve Policy, establishes a Contingency Reserve Fund to adequately provide for economic uncertainties, local emergencies or disasters, and other financial hardships or downturns in the local or national economy. Based on this Policy, the City Council has committed to maintain a Contingency Reserve Fund Balance of no less than 25% of the General Fund expenditures, including operating transfers which equates to **$8,541,289**; and

WHEREAS, copies of the City Operating Budget and Capital Improvement Program for FY 2026/27 are on file in the office of the City Clerk labeled "City of Diamond Bar FY 2026/27 Budget" and said Budget is made a part of this Resolution and incorporated herein by reference.

NOW, THEREFORE, the City Council of the City of Diamond Bar does hereby resolve as follows:

Section 1. The City Council has reviewed the proposed Operating Budget and Capital Improvement Program and the funds included therein for the fiscal year (FY) commencing July 1, 2026 through June 30, 2027 and hereby finds that such budgets, as revised, are sound plans for the financing during FY 2026/27 of required City operations, services and capital improvements. Such budgets are hereby adopted and appropriated as follows:

Draft

FY 2026/27 Programs	FY 2026/27 Budget
General Fund	$34,165,154
Special Funds	327,000
Special Revenue Funds	8,192,498
Debt Service	726,000
Internal Service	1,165,307
Subtotal – Operating Budget	**$44,575,959**
Capital Improvement Program	5,365,734
Total FY 2026/27 Budget	**$49,941,693**

Section 2. The City Manager is hereby authorized to transfer funds appropriated hereby or by supplemental appropriation as follows: with respect to departments, the City Manager may transfer amounts between and within departments, but only within a fund.

Section 3. Encumbrances for all funds at the end of FY 2025/26 may be re-appropriated for continued use in FY 2026/27 as deemed necessary by the City Manager.

Section 4. Unspent grants appropriations remaining at the end of FY 2025/26 may be re-appropriated for continued use in FY 2026/27 as deemed necessary by the City Manager.

Section 5. Capital Improvement Project appropriations, and their associated funding sources, which remain unspent at the end of FY 2025/26 may be reappropriated for continued use in FY 2026/27 as deemed necessary by the City Manager.

Section 6. The City Clerk shall attest and certify to the passage and adoption of this Resolution and enter it into the book of original resolutions, and it shall become effective immediately upon its approval.

PASSED, APPROVED AND ADOPTED this 2nd day of June, 2026.

CITY OF DIAMOND BAR

_____

Steve Tye, Mayor

Draft

ATTEST:

I, Kristina Santana, City Clerk of the City of Diamond Bar, do hereby certify that the foregoing Resolution was passed, approved and adopted at a regular meeting of the City Council of the City of Diamond Bar held on the 2nd day of June, 2026, by the following vote:

AYES:	COUNCIL MEMBERS:
NOES:	COUNCIL MEMBERS:
ABSENT:	COUNCIL MEMBERS:
ABSTAINED:	COUNCIL MEMBERS:

_____
Kristina Santana, City Clerk

Draft



Heart of the Hillside by Raymond Wong
2025 Through My Lens Photo Contest Winner



Graduation by Ruiqi Wang
2025 Through My Lens Photo Contest Winner

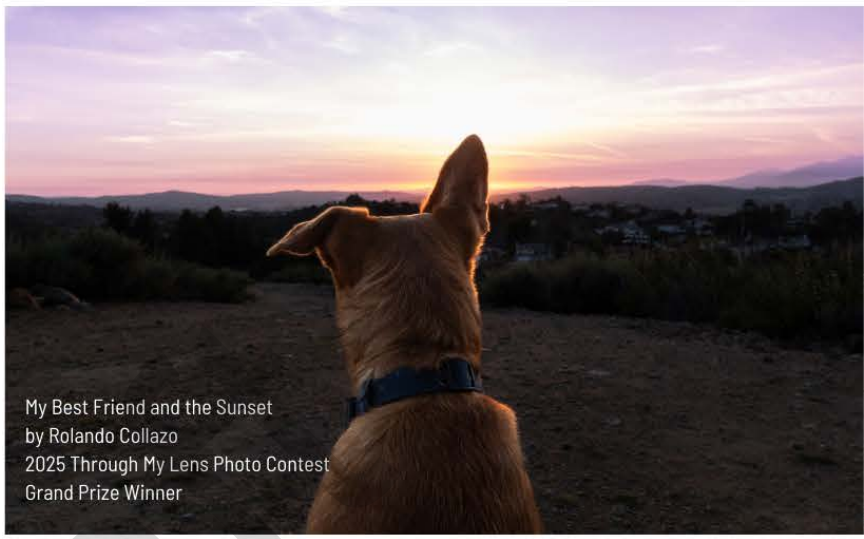

My Best Friend and the Sunset
by Rolando Collazo
2025 Through My Lens Photo Contest
Grand Prize Winner



Bee the Sunshine by Edison Rodriguez
2025 Through My Lens Photo Contest Winner

Community Profile



Dreamboats in Action by Kin Man Wong
2025 Through My Lens Photo Contest Winner



Summer Pup by Emily Becerra
2025 Through My Lens Photo Contest Winner



City of Diamond Bar Budget

Fiscal Year 26/27

www.diamondbarca.gov

DIAMOND BAR AT A GLANCE

About

Set against a scenic mountain backdrop on almost 15 square miles of rolling hills and valleys in the East San Gabriel Valley region of Los Angeles County, the city of Diamond Bar is a predominantly middle- to upper-class community that is home to nearly 57,000 residents.

Among the amenities that contribute to the high quality of life that is valued by residents are the family-friendly atmosphere; the well-maintained parks, trails and roads; top-rated school districts; and public safety services which contribute to keeping the Diamond Bar among the safest communities in the region.

Government

Diamond Bar is a general law city and is governed by the City Council/City Manager form of government. A five-member City Council is elected by the residents, and a mayor is elected annually by the council to serve a one-year term. The City Manager is appointed by the council to oversee the daily activities of the City.

Location

The city of Diamond Bar is centrally located between three major business market areas, Los Angeles, Orange, and Riverside counties; and is easily accessible from the Pomona (60) and Orange (57) freeways. It is also within a short distance from three major airports, two shipping ports, and a variety of commercial/commuter rail facilities.



Draft

City of Diamond Bar Budget

Fiscal Year 26/27

www.diamondbarca.gov

DIAMOND BAR HISTORY

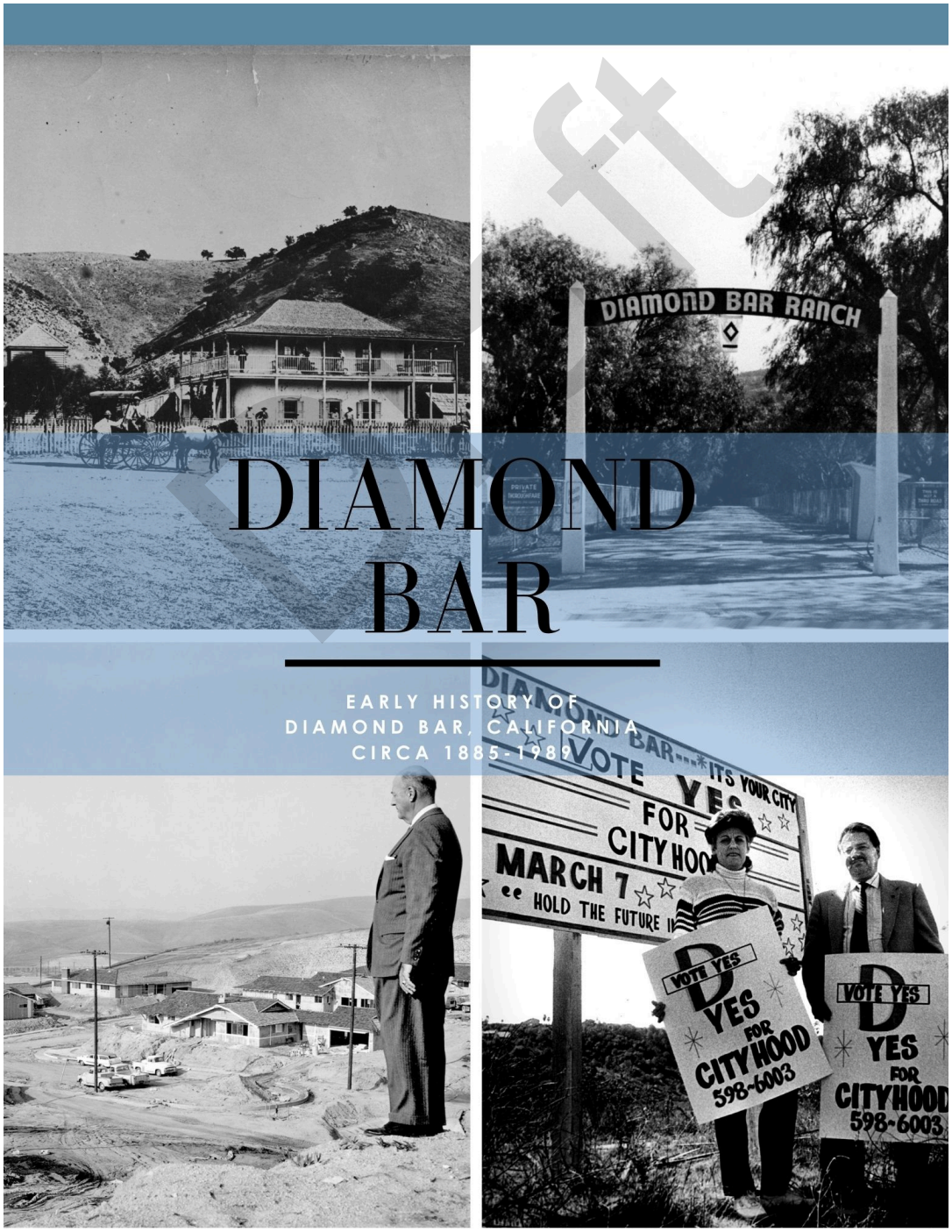

Early History of Diamond Bar, California

The following includes excepts from
Images of America Diamond Bar book @2014

Images courtesy of
Bill Bartholomae, City of Diamond Bar, Diamond Bar Historical Society, Pomona Historical Society, Transamerica Corporation, and W.K. Kellogg Arabian Horse Library.

April 2023

Draft

CITY OF DIAMOND BAR CALIFORNIA

For more information, call the City's Public Information Division at (909) 839-7055 or email info@diamondbarca.gov.

Rancho Early Days

Mexico's independence from Spain in 1821 eventually led to the decline of the missions, with former mission properties being redistributed as land grants by various Mexican governors.

One such land grant was 1,004 acres awarded by Governor Juan Bautista Alvarado in 1840 to Jose de la Luz Linares, who founded Rancho Los Nogales (Ranch of the Walnut Trees), which covers the area that is now Diamond Bar.

When Linares died in 1847, his widow sold a choice portion of the ranch to Ricardo Vejar who already owned Rancho San Jose, an adjoining land grant that later became Pomona.

Over a period of ten years, Vejar obtained possession of the entire original Rancho Los Nogales which vastly increased his assets and made him one of the wealthiest landowners in the county of Los Angeles.

Years of prosperity were followed by destitution caused primarily by extreme flood and drought events of the early 1860s. Unable to repay his substantial debt, Vejar lost most of his property to creditors in 1864.

Soon after, Louis Phillips acquired several thousand acres of land, which included Rancho Los Nogales, from these creditors and sold it to those who settled in the area at the end of the Civil War. By the late 1890s the era of the ranchos had come to an end and the modern age transformed the area via the railroads and growing neighboring settlements, making way for many changes in the new century.

Draft



Richard Vejar built Casa Vieja de Vejar in 1853. It was the first home he constructed after establishing his rancho - San Jose de Abajo.

Diamond Bar Ranch

Despite being repeatedly subdivided, subsequent landowners maintained ranching and farming operations, which kept the former Rancho Los Nogales looking much as it did when Ricardo Vejar first settled in 1840.

It was this aspect that got the attention of Frederick E. Lewis who in 1918 purchased 7,800 acres of this ranch land and registered the Diamond Bar brand - a diamond over a bar - with the California Department of Agriculture.

Within a few years, Lewis succeeded in launching the famed Diamond Bar Ranch operation that included the breeding of high-quality champion Duroc-Jersey hogs and Arabian horses. The Ranch was still at the height of its prosperity in 1943 when Lewis sold it to William A. Bartholomae for $850,000.

For the next 13 years, Bartholomae continued ranching activities while improving efficiencies wherever possible. Among the improvements he made were the construction of reclaimed water reservoir and the installation of pipelines for pasture irrigation that allowed for year-round grazing for the large herd of award-winning Hereford cattle that now covered the hillsides.

In 1956, he sold the land to Transamerica Corporation for a record setting 10 million dollars for the development of one of Southern California's largest master-planned communities.

Over the next three decades, the Diamond Bar development grew to a community of nearly 49,000 residents and in 1989, Diamond Bar became Los Angeles County's 86th incorporated city.

Draft

The entrance to the Diamond Bar Ranch was lined with pepper trees and located on Brea Canyon Road (now Orange Freeway/Route 57), near the intersection of present-day Diamond Bar Boulevard and Brea Canyon Road.



Cattle Ranching

When the Diamond Bar Ranch was first established, the primary focus was breeding Duroc-Jersey hogs. That quickly changed when the Los Angeles Livestock Fair closed early due to the influenza pandemic of 1918. The mayor at that time declared a state of emergency, which led to the closure of all local schools and the banning of all public gatherings. Due to the unexpected early closure, many owners were forced to sell livestock quickly and with little negotiation. Because of the unexpected closure, Ranch owner, Frederick E. Lewis, acquired seven purebred Hereford bulls. These bulls soon helped grow the herd to 1,500 head of cattle, making the Diamond Bar Ranch a thriving cattle operation.

After the sale of the ranch in 1943 to the new owner, William Bartholomae, cattle became the main operation and the herd grew to more than 3,000 purebred Herefords. Leading this large herd was a champion bull named "Baca Duke", which Bartholomae purchased for $50,000 - significantly more than a cost of a typical suburban home at that time.

Draft

Champion bull "Baca Duke" is shown here at Camp 4, located in what was known as the community of Spadra, just southwest of the former Lanterman Developmental Center in Pomona, Ca.



Prize Hogs

While cattle were allowed to roam, the Duroc-Jersey hogs were kept in either a large outdoor pen or within a specially designed, 1,200-foot-long farrowing house that could accommodate up to 250 sows and their litters. Shortly after construction of the farrowing house in 1919, breeding operations quickly increased from 100 to more than 7,500 brood sows; leading the herd was the award-winning prize boar "Ace of Pathfinders."

Within a few years of its establishment, Diamond Bar Ranch had earned a reputation as one of the top breeders of high-quality champion hogs in California. The cost of raising hogs on grain in Southern California was not profitable, so in partnership with fellow hog farmer, A.B. Miller of Fontana, CA, owner Frederick E. Lewis decided that garbage was a more cost-effective food source. In 1920, Lewis and Miller secured a garbage-hauling contract from the City of Los Angeles for a daily estimated 300 tons at a cost of $0.60 a ton.

Soon, more garbage was being hauled than could be consumed by the ranches hogs, so an additional 35,000 feed hogs were purchased and kept at Miller's Fontana Farm. Lewis developed an automated system that allowed a crew of two men to feed the thousands of hogs in the same amount of time that it would take 100 men to do so in a conventional manner.

Draft

After deciding garbage was a more cost-effective way to maintain his growing herd of hogs, Lewis constructed a steam-powered rail system from Los Angeles to the Diamond Bar Ranch to transport garage and automate the feeding at both his and Miller's ranches.



Arabian Horses

In addition to the hogs and cattle, Diamond Bar Ranch owner Frederick E. Lewis had a great interest in breeding horses, in particularly Arabians. In late 1918 Lewis made his initial purchase of 10 Arabian horses from Hingham Stock Farm in Massachusetts. The significance of the blood lines of the Lewis-bred horses is that they were direct descendants of Arabians from the 1906 Davenport importation. This importation was the first time Arabian horses of documented Bedouin origin were brought into the United States and it is so important to American breeders that their lineage is still maintained today.

Arabian horses were sought after not only for their beauty but for their intelligence, endurance, and agility. These traits made them excellent for working on the ranch.

In 1925, Lewis sold a group of horses to William K. Kellogg for his newly established ranch in Pomona. The Kellogg Ranch soon became famous for its horse breeding program and for the weekly Sunday Horse show. Hundreds if not thousands of visitors would make the long trip out to the ranch to watch the amazing tricks put on display by the horses and their riders.

Today the W.K. Kellogg Ranch is home to Cal Poly Pomona and the Arabian Horse Center is still in operation and continues to breed Arabian horses

Draft

Probably the best known horse bred by Lewis that was sold to Kellogg was a chestnut stallion named Antez (son of Harrara, Lewis' favorite work horse). He was described as the epitome of an Arabian and was named Champion Arabian at the Los Angeles County Fair in 1925. While he did not perform in the weekly horse shows, his calm demeanor made him a favorite to pose for photographs with the many celebrities that frequented the Kellogg ranch.



Transamerica's Plan

The post-World War II era initiated one of the largest development periods in American history, largely supported by the production of manufactured goods and the creation of modern arterial traffic systems. This change in landscape brought about the suburbanization of land extending well into the East San Gabriel Valley.

The Diamond Bar Ranch's hilly topography and remoteness kept it "undiscovered" until these very characteristics grabbed the attention of the Transamerica Corporation. The significant acreage of open land under single ownership and its isolation from other cities but proximity to industrial areas made it an ideal site for a master-planned community.

In 1956, during a reported 15-month negotiation, the Capital Company - a real estate and oil development subsidiary of the Transamerica Corporation - purchased the 7,800-acre ranch from William Bartholomae for $10 million. At the time, this was the largest real estate transaction in Southern California.

Soon after purchasing the land, the Diamond Bar Development master plan was adopted and detailed the Transamerica Corporation's vision of creating a 20th-century city, complete with essential elements integrated into a planned community.

Draft

The significant acreage and remoteness but close proximity to major commercial and industrial centers, made it the ideal setting for a master-planned community that could offer a bucolic lifestyle. This appeal became the primary marketing tool for the Capital Company to entice potential buyers to leave busy lifestyles in metropolitan areas for "country living" in Diamond Bar. Photo shows the northerly view from Brea Canyon Road via Diamond Bar Boulevard.



Growth & Development

After adopting the Diamond Bar development master plan in 1958, Transamerica Corporation promptly began the installation of utilities and infrastructure, including the development of a potable water network to serve a community of 75,000. It formed the Diamond Bar Water Company, a privately owned public utility, to facilitate the development's water supply.

The construction of a 4,700-foot-long water pipeline along Diamond Bar Boulevard began in January 1959. Soon, other utility improvements followed, and the Capital Company began selling a variety of different-sized parcels to builders for the construction and sale of homes.

Taking place at the same time was the construction of the city's roadways. The plan called for a network of roads to emanate from a five-mile-long, four-lane highway named Diamond Bar Boulevard, as well as a large business district at the center of town with two neighborhood shopping centers. For the recreational and education needs of future residents, the plan also proposed the construction of serval parks in addition to an 18-hole public golf course, two high schools, three junior high schools, and 22 elementary schools.

Draft

In 1959, the Southern Counties Gas Company installed the initial service lines for the first 34 homes to be constructed along the first half-mile section of Diamond Boulevard. These lines were part of a $100,000 project to bring gas to an anticipated 3,000 to 5,000 homes constructed in the northern half of the 8,000-acre development over the course of five years. Photo shows initial grading of Diamond Bar Boulevard, south west of Grand Avenue.



Community Beginnings

In 1960, Diamond Bar Boulevard, the first roadway created as part of the master plan, opened with much fanfare. At this time, there were about 30 families already living in homes located Diamond Bar's first development - Westwood Ranchos, in the northern area of town.

The Westwood Ranchos spanned 72 acres and contained 238 three- and four-bedroom homes with prices ranging from $17,450 to $18,400.

By 1966, there were 20 new home developments in town offering a wide variety of residences, either on flat lots or hillsides, and priced from $19,000 to $36,800. Since the first home was occupied in 1960, the population had grown nine percent to nearly 9,000. At the time, the national average number of persons per household was 3.3 while the average in Diamond Bar was 4.2. Nearly 55 percent of Diamond Bar households had annual incomes of $10,000 or more, and 90 percent of the community's breadwinners were employed in engineering, technical, managerial, professional, or sales positions.

Draft

Paul C. Grow, often referred to as the "Father of Diamond Bar," oversaw the development of Diamond Bar for more than 30 years. He is show here overlooking the Golden Springs Estates tract in 1960. The 22-acre neighborhood featured three- and four-bedroom homes that sat on 10,000-square foot lots and were priced at or above $25,000.



Local Oversight

Soon after the first residents moved into Diamond Bar they established the area's first association, the Diamond Bar Homeowner's Association or DBHOA in 1960.

In many ways, the DBHOA was the community's first form of government that residents turned to for assistance with resolving local issues. For years the association served the community and acted as an effective intermediary between the residents and the Los Angeles County Board of Supervisors.

However, as Diamond Bar's population grew, so did its desire for local control and representation. While incorporation was considered, many in the community felt Diamond Bar was not yet in a position to financially to form its own City. This gave way to an alternative form of representation without the community having to bear the costs of an incorporated city. With the approval of the County of Los Angeles, a ballot initiative to create the Diamond Bar Municipal Advisory Council was put before the voters in November 1976. The new council was overwhelming approved by the voters. When it formed in 1977, the Diamond Bar Municipal Advisory Council was one of only 25 such groups in California, and the first and only in Los Angeles County.

Draft

Elaborate landscaped entryways with monument signage and 14-foot water fountains greeted visitors at both the north (Diamond Bar Boulevard) and south (Brea Canyon Road) entrances to the Diamond Bar development.



Becoming A City

In the early 1980s, after selling the last of its holdings, the Transamerica Corporation decided to withdraw from further oversight of the Diamond Bar development. That coupled with the ever-increasing desire for local control, prompted the first official movement toward self-governance. However, this effort was not without detractors who argued that Diamond Bar did not yet have a strong enough economic base to sustain City services on its own. The first ballot initiative to incorporate was proposed in 1983 and was defeated by a margin of 3,463 to 3,233. Two years later, a second try for incorporation did not even reach the ballot due to insufficient voter signatures obtained.

The third attempt at city hood came in 1988. This time around, the catalysts for cityhood were numerous, and included the community's needs for parks and commercial development, the increasing amount of high-density housing projects, and the potential annexation by neighboring cities. Despite a spirited campaign against the cityhood, the incorporation ballot measure prevailed by a margin of 76 percent to 24 percent.

On April 18, 1989, Diamond Bar officially became Los Angeles County's 86th incorporated city.

Draft

During the third attempt at incorporation, cityhood advocates at last saw their efforts pay off when they successfully concluded a seven-month campaign to raise funds and gather signatures to qualify for the Los Angeles County Local Agency Formation Commission (LAFCO) to review their request for the establishment of a local government. (pictured are incorporation committee members Brenda Engdahl and Ivan Nyal.)



Diamond Bar Today

Set against a scenic mountain backdrop on almost 15 square miles of rolling hills and valleys in the East San Gabriel Valley region, today's Diamond Bar is a culturally diverse community that is predominantly middle- to upper-class and is home to nearly 56,000 residents.

The city is mostly residential in character, with a stock of approximately 18,500 homes which are 80% owner-occupied and 71% single family homes, and 1,600 businesses of retail, commercial or light industrial-nature.

Among the amenities that contribute to Diamond Bar's high quality of life that is valued by residents are the family-friendly atmosphere; the well-landscaped neighborhoods, well-maintained roads and infrastructure, miles of picturesque open space and trails; top-rated school districts; thriving community spirit, public golf course, and the public safety services which contribute to keeping the City among the top safest communities in the region.

Draft

The Through My Lens photo contest has been a great avenue to allow residents to capture the people, nature and pets, along with the special moments and events of Diamond Bar. Established in 2008, the contest is cosponsored by the City and the Diamond Bar Community Foundation to provide residents of all ages and skill levels an opportunity to share their vision of their lives.
Below is 2021 contest first place winner, "Calm After the Storm" by photographer Amber Cui.



2026

Community Snapshot

1989 Year of Incorporation

Sources: Environics Analytics (Claritas/Nielsen), EdData, Census, and Diamond Bar General Plan (based on 2025 demographic data)

Demographics

Total Population
53,073

60.57% Asian
16.23% White
10.83% Two or More Races
8.38% Some Other Race
3.20% Black/African American
0.62% American Indian
0.17% Native Hawaiian and Other Pacific Islander

Median Age
45 years old

3 Average Household Size

Education

Bachelor's Degree or Higher
50.4%

Land Use

Land Area **15** square miles

Housing

Total Housing Units
17,599

74% Owner Occupied
26% Renter Occupied

$919,312 Median Home Price

22 years Avg. Homeowner Tenure

Types of Homes

71% Single-Family Homes
17% Condominiums/ Townhomes (four or less units)
10% Condominiums/ Apartment Homes (five or more units)
2% Other (mobile homes, trailers, etc.)

Employment

26,901 in the workforce

$163K Avg. Household Income

Occupation

77% White Collar
10% Blue Collar
13% Service and Farming

50% Residential
19% Parks and Facilities
27% Vacant/ Other
4% Commercial/ Office/Mixed
1% Industrial

Draft

City of Diamond Bar Budget

Fiscal Year 26/27

www.diamondbarca.gov

2024-2027 STRATEGIC PLAN

2024-2027 STRATEGIC PLAN

Click the image to view the City's 2024 - 2027 Strategic Plan.



Draft

DEPARTMENTAL QUARTERLY UPDATES

Click the image to view the latest Departmental Quarterly Updates.



CITY OF DIAMOND BAR CALIFORNIA

FY 2026/27 KEY WORKPLAN INITATIVES BY DEPARTMENT & FY 2025/26 UPDATE

DEPARTMENT/DIVISION		KEY INITIATIVES	STRATEGIC PLAN OBJECTIVE	PERFORMANCE METRIC / KPI	FUNDING SOURCE	STATUS	NOTES
City Manager's Office	1	Develop and launch economic development outreach programs and business services.	1.1 Foster a healthy and resilient local economy.	Sales Tax Revenues/Annual	General Fund - City Manager's Office/Economic Development (100150)	Complete and ongoing.	Includes OpenRewards, ribbon cuttings, multimedia business spotlight programs, etc.
	2	Complete comprehensive citywide fee study.	1.3 Foster fiscal health through disciplined long-term planning, cost control, efficiency, increased revenue, and cost recovery.	Cost Recovery Rate from Fees Goal: 100%	General Fund - City Manager's Office (100130)	Complete	Becomes effective 7/1/2026
	3	Complete procurement process for residential and commercial solid waste franchises.	3.3 Protect natural resources.	Residential/Commercial Diversion Rates	Special Revenue Funds - AB 939 Fund (250)	Complete	Transitions to new haulers completed 9/1/2025.
	4	Complete Study for compliance with Recovered Organic Waste Products as required by SB 1383.	3.3 Protect natural resources.	Completion of Study	Special Revenue Funds - AB 939 Fund (250) & CalRecycle Local Assistant Grant	Complete	Complete March 2026
	5	Complete development impact fee study.	1.3 Foster fiscal health through disciplined long-term planning, cost control, efficiency, increased revenue, and cost recovery.	Completion of Study	General Fund - City Manager's Office (100130)	New initiative/Underway	Expected completion by 6/30/2027
	6	Revise 2024-2027 City Council Strategic Plan and present to Council for direction.	2.1 Provide effective and accessible government services that meet the needs of a diverse population.	Adoption by City Council	N/A	New initiative	Expected completion by 6/30/2027
City Clerk	1	Coordinate regularly with department staff to prioritize public records requests to eliminate requests for extensions.	2.1 Provide effective and accessible government services that meet the needs of a diverse population.	Year over year average response time	General Fund - City Clerk (100140)	Completed FY 24/25, 25/26 Carryover to FY 26/27	Recurring Annual Goal. This FY we implemented automatic workflow reminders in Laserfiche to facilitate department responses.
	2	Complete implementation of new Agenda Management and Live Meeting software		Customer Service Survey Rating	Internal Service Funds - Equipment Maintenance & Replacement Fund (503)	Completed FY 25/26	Transition on first meeting in August, 2025.
	3	Achieve 100% compliance with City Council, Commission and Designated City Staff submission of Form 700 by annual deadline.		Percentage of forms turned in by deadline	General Fund - City Clerk (100140)	Completed FY 25/26 Carryover to FY 26/27	Recurring Annual Goal
	4	Implement SB 707 requirements for public meetings.		Agenda Report detailing completion of requirements.	General Fund - City Clerk (100140)	NEW	Deadline to implement state requirements is July 1, 2026.
	5	Implement minutes and board portal portions of Agenda Management software.		Customer Service Survey Rating	General Fund - City Clerk (100140)	NEW	
	6	Conduct and Coordinate General Municipal Elections for three Council Seats in the November 2026 Elections.		November 2026 Elections	General Fund - City Clerk (100140)	NEW	Districts 1, 3 and 4.

Draft

CITY OF DIAMOND BAR CALIFORNIA

FY 2026/27 KEY WORKPLAN INITATIVES BY DEPARTMENT & FY 2025/26 UPDATE

DEPARTMENT/DIVISION		KEY INITIATIVES	STRATEGIC PLAN OBJECTIVE	PERFORMANCE METRIC / KPI	FUNDING SOURCE	STATUS	NOTES
Community Relations	1	Coordinate production of Annual State of the City Address.	2.2 Build relationships, establish trust, and foster collaboration in the Diamond Bar community.	Attendance and Engagement	General Fund - Public Information (100240)	Completed FY25/26, Carryover to FY 26/27	Recurring Annual Goal
	2	Continue City Government Explained Educational Series.				Completed FY25/26, Carryover to FY 26/27	Recurring Annual Goal
	3	City Website Refresh	2.1 Provide effective and accessible government services that meet the needs of a diverse population.	Increased Visitors and Engagement Rates		NEW	Anticipate completing by fall 2026.
Finance	1	Develop an award winning budget document that meets industry best practices.	1.3 Foster fiscal health through disciplined long-term planning, cost control, efficiency, increased revenue, and cost recovery.	Receive GFOA Distinguished Budget Presentation Award	General Fund - Finance (100210)	Completed 25/26	Recurring Annual Goal
	2	Maintain compliance with annual debt reporting and provide necessary trainings as needed.		Maintain (or improve) AA+ Bond Rating		Completed 25/26	Recurring Annual Goal
	3	Assist CM's office with update of the Citywide Fee Study.		Cost Recovery Rate from Fees Goal: 100%		Completed 25/26	
	4	Maintain a 10-year General Fund Forecast (Revenues & Expenditures).		Percent Variance of Forecast to Actuals.		Completed 25/26	Recurring Annual Goal
	5	Implement GASB 103: Financial Model Reporting Improvements		Receive GFOA Excellence in Financial Reporting Award		NEW	
	6	Assist CM's office with long-term budget stabilization strategy		A Balanced 10-year General Fund Forecast		NEW	
	7	Complete centralization of City Hall cashiering utilizing new Enterprise Land Management System.	2.1 Provide effective and accessible government services that meet the needs of a diverse population.	Process 100% of transactions in Tyler Cashiering		Ongoing FY 25/26 Carryover to FY 26/27	Integration with Cashiering system is anticipated to be completed in FY 26/27
	8	Update User Interface for Online Interactive Budget Book		Customer Service Survey Rating		Completed 25/26	

Draft

CITY OF DIAMOND BAR CALIFORNIA

FY 2026/27 KEY WORKPLAN INITATIVES BY DEPARTMENT & FY 2025/26 UPDATE

DEPARTMENT/DIVISION		KEY INITIATIVES	STRATEGIC PLAN OBJECTIVE	PERFORMANCE METRIC / KPI	FUNDING SOURCE	STATUS	NOTES
Human Resources	1	Develop and implement a formal Employee Onboarding Program.	2.3 Establish City of Diamond Bar as an Employer of Choice.	Employee Turnover	General Fund - Human Resources (100220)	Ongoing FY 25/26, Carryover to FY 26/27	Onboarding program configured; pending roll-out to organization
	2	Successfully onboard new personnel and complete personnel reclassifications pursuant to the adopted annual Human Capital Investment Program (HCIP).		Close recruitments and process reclassifications by fiscal year-end		Completed FY 25/26, Carryover to FY 26/27	Recurring Annual Goal
Information Systems	1	Complete the Implementation of the Tyler EnerGov / EPL Land Management System	2.1 Provide effective and accessible government services that meet the needs of a diverse population.	Customer Service Rating	General Fund - Information Systems (100230) & Internal Service Funds - Equipment Maintenance & Replacement Fund (503)	Ongiong	
	2	Implement new Transit Pass system		MISAC Award		NEW	
	3	Integrate the Solar+ App for online solar panel installation permits with Tyler EnerGov		Compliance with State Regulations		NEW	
	4	Implement a more robust Security Information and Event Management (SIEM) Solution				NEW	
	5	Virtualize non critical servers				NEW	
	6	Laserfiche integration with Tyler applications				NEW	
	7	Refresh of all Network security appliances including all Cisco Firewalls and ASA's,				NEW	
	8	Replacement of the copier in the main copy room and the copier in the Neighborhood Improvement department.				NEW	
	9	Provide as-needed support to the City Manager's Office as false alarm program options are developed and implemented (if approved).		Customer Service Survey Rating		NEW	
	10	Develop a concept for presentation at an upcoming "All Hands" virtual meeting. Discuss with supervisor and schedule for future meeting.				NEW	
	11	As part of organizational fiscal sustainability efforts, continue departmental service reviews to determine if there are viable adjustments that will result in budgetary savings and/or service enhancements.				NEW	
	12	Continue refining long-term departmental structure alternatives with the goal to effectively manage succession planning.				NEW	
Public Safety	1	Launch a commercial burglary education and prevention program for business owners	3.1 Foster a safe and welcoming environment for residents, businesses, visitors and employees	Part 1 Crime Rate/1,000 Residents + Commercial Burglary total	General Fund - Public Safety / Law Enforcement (100310)	Completed and ongoing	
	2	Commence work on a revision/update to the Natural Hazard Mitigation Plan (NHMP)	3.1 Foster a safe and welcoming environment for residents, businesses, visitors and employees	Commence work	Secure FEMA Reimbursement Grant	NEW	

Draft

FY 2026/27 KEY WORKPLAN INITATIVES BY DEPARTMENT & FY 2025/26 UPDATE

DEPARTMENT/DIVISION		KEY INITIATIVES	STRATEGIC PLAN OBJECTIVE	PERFORMANCE METRIC / KPI	FUNDING SOURCE	STATUS	NOTES
Community Development	1	Complete the Town Center Specific Plan.	1.1 Foster a healthy and resilient local economy.	City Council adoption & Number of entitlement applications submitted after adoption	Special Funds - General Plan Update Fund (103)	Completed FY 25/26	
	2	Assist IS Department to implement new ELM system for streamlined permit processing.	2.1 Provide effective and accessible government services that meet the needs of a diverse population.	Customer Service Rating (KPI)	General Fund - Planning (100410) General Fund - Building & Safety (100420)	Ongoing FY25/26 Carryover to FY 26/27	See Information System Item 1
	3	Adopt Objective Design Standards (ODS) to facilitate the administrative approval of multifamily housing developments.	3.6 Foster local housing accessibility.	City Council adoption. Number of Development Review applications approved.	Special Funds - General Plan Update Fund (103)	Completed FY 25/26	
	4	Incorporate inclusionary housing incentives in the Town Center Specific Plan (TCSP).		City Council adoption & Number of inclusionary housing units proposed in Town Center entitlement applications.	Special Funds - General Plan Update Fund (103)	Completed FY 25/26	Part of Town Center Specific Plan. See Item 1 Above

Draft

CITY OF DIAMOND BAR CALIFORNIA

FY 2026/27 KEY WORKPLAN INITATIVES BY DEPARTMENT & FY 2025/26 UPDATE

DEPARTMENT/DIVISION		KEY INITIATIVES	STRATEGIC PLAN OBJECTIVE	PERFORMANCE METRIC / KPI	FUNDING SOURCE	STATUS	NOTES
Parks & Recreation	1	Increase revenue at the Diamond Bar Center and community offerings through additional marketing outreach and facility exposure events such as the Wedding & Event Expo and Senior Health Day.	1.3 Foster fiscal health through disciplined long-term planning, cost control, efficiency, increased revenue, and cost recovery.	Rental revenue	General Fund - Parks & Recreation/ Diamond Bar Center (100510)	Completed FY 25/26	Recurring Annual Goal
	2	Provide high demand contract classes, updated special events, additional youth mini-camps, and healthy lifestyle educational opportunities showcased at the Summer Programs Open House.	3.2 Build a vibrant, healthy, and supportive community.	Attendance & participation	General Fund - Parks & Recreation/ Recreation Programs (100520)	Completed FY 25/26	Recurring Annual Goal
	3	Improve communication and information for park guests through updated park and trail signs.	2.1 Provide effective and accessible government services that meet the needs of a diverse population.	Replacement with DB Brand Signage	General Fund - Parks & Recreation/ Recreation Programs (100520)	Ongoing to FY 26/27	Parks signs are complete, while trail signs are to be completed.
	4	Improve the Diamond Bar Center's social media presence through various platforms & outreach methods.	2.1 Provide effective and accessible government services that meet the needs of a diverse population.	Website visits & DBC appointments	General Fund - Parks & Recreation/ Diamond Bar Center (100510)	Completed FY 25/26	Recurring Annual Goal
Public Works	1	Provide safe and reliable highways and streets by maintaining residential and arterial streets.	1.2 Provide safe and reliable public infrastructure.	Pavement Condition Index (PCI)	General Fund - Public Works/Road Maintenance (100655) & CIP Fund (301)	Completed FY24/25, Carryover FY 25/26 to FY 26/27.	Recurring Annual Goal
	2	Start an EV transition plan for the City fleet	1.2 Provide safe and reliable public infrastructure.	No of vehicles replaced with EV; number of EV Chargers	General Fund, Grants, Special Funds (AB2766)	NEW	Alternative options reviewed and one of the options will be implemented after the City Council's approval.
	3	Utilize Traffic Management System to improve transportation and mobility systems.	3.4 Improve transportation and mobility systems.	Maintain Average Speed/Travel Time on Arterials	General Fund - Public Works/Engineering (100615) & Special Revenue Funds - Prop C (207)	Completed FY25/26 goals; carry over the recurring goal to FY26/27.	Recurring Annual Goal
	4	Commence construction of the Diamond Bar Blvd Complete Streets Project.	3.2 Build a vibrant, health, and supportive community.	Commence Construction	Federal, State, and Local Grants & Special Revenue Funds CIP Fund 301	Construction Commenced.	
	5	Complete construction of the Diamond Bar Blvd Complete Streets Project.	3.2 Build a vibrant, health, and supportive community.	Complete Construction	State, and Local Grants & Special Revenue Funds CIP Fund 301	NEW	Construction ongoing and planned to be completed in FY26/27

Draft

Long-Term General Fund Forecast
Status Quo Scenario: FYs 2026/27 to 2035/36
Compounded Effect of Structural Deficit Erodes General Fund Reserves by FY 2033/34

	Est 2026-27	Proposed 2026-27	2027-28	2028-29	2029-30	2030-31	2031-32	2032-33	2033-34	2034-35	2035-36
RECURRING REVENUES											
CHARGES FOR SERVICE (ROLLUP)	$ 2,963	$ 4,715	$ 4,763	$ 4,810	$ 4,858	$ 4,907	$ 4,956	$ 5,005	$ 5,056	$ 5,106	$ 5,157
COST REIMBURSEMENTS	161	175	177	179	181	182	184	186	188	190	192
FINES & FORFEITURES	374	371	375	378	382	386	390	394	398	402	406
FROM OTHER AGENCIES	-	-	-	-	-	-	-	-	-	-	-
FRANCHISE FEES	1,535	1,457	1,470	1,483	1,497	1,510	1,524	1,537	1,551	1,565	1,579
PROP TFR TAX	330	300	300	300	300	300	300	300	300	300	300
SALES TAX	6,555	6,316	6,417	6,520	6,624	6,730	6,838	6,947	7,058	7,171	7,286
TRANSIENT OCCUPANCY TAX	1,463	1,539	1,554	1,570	1,586	1,601	1,618	1,634	1,650	1,667	1,683
PROPERTY TAXES	7,222	7,013	7,265	7,527	7,798	8,079	8,370	8,671	8,983	9,306	9,641
STATE REVENUE - MOTOR VEHICLE IN LIEU	66	65	66	66	67	68	68	69	70	70	71
STATE REVENUE - PROP TAX IN LIEU OF VLF	8,399	8,399	8,702	9,015	9,339	9,676	10,024	10,385	10,759	11,146	11,547
TRANSFERS IN-OTHER FUNDS	1,672	1,648	1,672	1,697	1,723	1,749	1,775	1,801	1,828	1,856	1,884
USE OF MONEY AND PROPERTY: INVESTMENTS	1,019	960	994	1,019	947	841	677	469	194	(117)	-
USE OF MONEY AND PROPERTY: MISCELLANEOUS	16	17	17	17	17	17	17	17	17	17	17
USE OF MONEY AND PROPERTY: RENTS	1,136	1,163	1,198	1,234	1,271	1,309	1,348	1,389	1,430	1,473	1,517
RECURRING REVENUES TOTAL	**$ 32,911**	**$ 34,139**	**$ 34,969**	**$ 35,816**	**$ 36,589**	**$ 37,354**	**$ 38,088**	**$ 38,805**	**$ 39,482**	**$ 40,152**	**$ 41,281**
Average Future Year Growth FYs 2028-2036: 2.1%	1.8%	5.6%	2.4%	2.4%	2.2%	2.1%	2.0%	1.9%	1.7%	1.7%	2.8%
RECURRING EXPENSES											
CAPITAL OUTLAY	$ 69	$ 74	$ 81	$ 90	$ 98	$ 108	$ 119	$ 131	$ 144	$ 159	$ 174
CONTRACT SERVICES	14,372	14,298	15,084	15,914	16,789	17,713	18,687	19,715	20,799	21,943	23,150
OPERATING EXPENSE	4,161	3,622	3,540	3,980	3,903	4,374	4,303	4,808	4,744	5,286	5,231
PERSONNEL	12,119	12,298	12,851	13,429	14,034	14,665	15,325	16,015	16,735	17,488	18,275
PROFESSIONAL SERVICES	1,400	1,081	1,120	1,160	1,202	1,245	1,290	1,336	1,384	1,434	1,486
SUPPLIES	557	506	527	549	571	595	619	644	671	698	727
TRANSFER-OUT	966	1,505	1,822	2,037	2,293	2,596	2,956	3,386	3,897	4,508	5,237
DEBT SERVICE	722	726	730	732	728	728	732	634	-	-	-
RECURRING EXPENSES TOTAL *	**$ 34,365**	**$ 34,109**	**$ 35,756**	**$ 37,890**	**$ 39,618**	**$ 42,023**	**$ 44,031**	**$ 46,669**	**$ 48,375**	**$ 51,516**	**$ 54,280**
Average Future Year Growth FYs 2028-2036: 5.3%	6.4%	5.6%	4.8%	6.0%	4.6%	6.1%	4.8%	6.0%	3.7%	6.5%	5.4%
ADDITION/(USE) OF FUND BALANCE	**(1,454)**	**29**	**(786)**	**(2,074)**	**(3,028)**	**(4,669)**	**(5,943)**	**(7,864)**	**(8,893)**	**(11,363)**	**(12,999)**
Cumulative Addition/(Use) of Fund Balance	**(1,454)**		**(786)**	**(2,861)**	**(5,889)**	**(10,558)**	**(16,500)**	**(24,365)**	**(33,258)**	**(44,621)**	**(57,620)**
Remaining Fund Balance		**$ 29,913**	**$ 29,127**	**$ 27,053**	**$ 24,024**	**$ 19,356**	**$ 13,413**	**$ 5,549**	**$ (3,344)**	**$ (14,708)**	**$ (27,707)**
Ending Reserve %		88%	81%	71%	61%	46%	30%	12%	-7%	-29%	-51%
Annual Revenue Needed to Restore Services to FY 25/26 Levels		**$ 987**	**$ 1,815**	**$ 3,146**	**$ 4,145**	**$ 5,833**	**$ 7,156**	**$ 9,128**	**$ 10,211**	**$ 12,736**	**$ 14,429**

* Excludes one-time expense of $56 thousand for FY 26/27

Note: Amounts Shown are in Thousands

Draft



Heart of the Hillside by Raymond Wong
2025 Through My Lens Photo Contest Winner



Graduation by Ruiqi Wang
2025 Through My Lens Photo Contest Winner

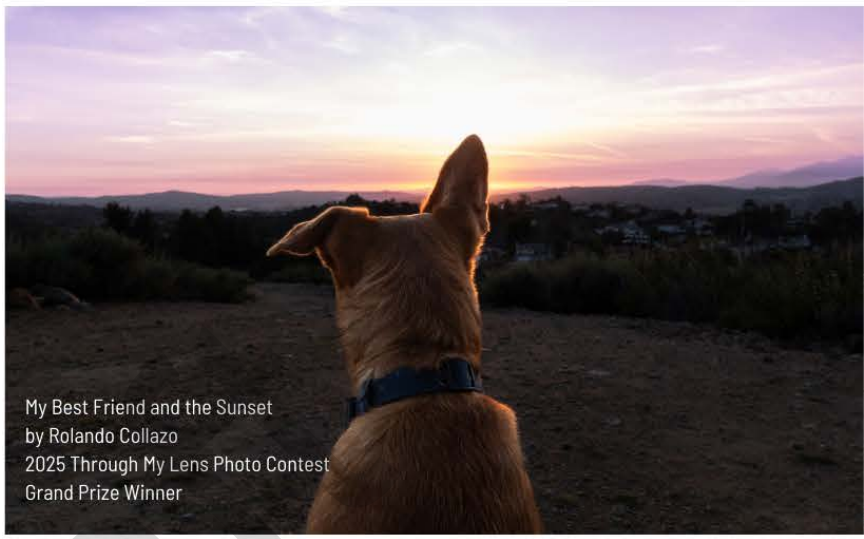

My Best Friend and the Sunset
by Rolando Collazo
2025 Through My Lens Photo Contest
Grand Prize Winner



Bee the Sunshine by Edison Rodriguez
2025 Through My Lens Photo Contest Winner

Guide to the Budget



Dreamboats in Action by Kin Man Wong
2025 Through My Lens Photo Contest Winner



Summer Pup by Emily Becerra
2025 Through My Lens Photo Contest Winner



City of Diamond Bar Budget

Fiscal Year 26/27

www.diamondbarca.gov

WHAT IS THE BUDGET?

The budget is an annual financial plan for the City of Diamond Bar. It specifies the level of municipal services to be provided in the coming year and reflects strategic priorities set by the City Council.

The City of Diamond Bar's budget is designed to serve five major purposes:

1. Definition of ***policy*** in compliance with legal requirements for General Law cities in the State of California, Governmental Accounting Standards Board (GASB) financial reporting requirements and audit standards, and fiscal directions of the City Council.
2. Prepare the budget in ***conformity*** with Generally Accepted Accounting Principles using the modified accrual basis of accounting.
3. Utilization as an ***operations guide*** for administrative staff in the management and control of fiscal resources.
4. Presentation of the City's ***financial plan*** for the ensuing fiscal year, itemizing projected revenues and estimated expenditures.
5. Illustration as a ***communications*** document for citizens who wish to understand the operations and costs of City services.

Draft





BASIS OF BUDGETING

The City of Diamond Bar's annual operating budget is prepared in conformity with Generally Accepted Accounting Principles (GAAP) unless otherwise noted below:

1. The budgetary basis for governmental funds (e.g. General Fund, CIP Fund, Special Revenue funds, Debt Service Fund) is in conformity with GAAP, with a few minor exceptions. In conformity with GAAP, the modified accrual basis of accounting is used wherein revenues are recognized in the accounting period in which they become measurable and available to finance expenditures of the current fiscal period, while expenditures are recognized in the accounting period in which the liability is incurred. However, in the following cases the budgetary basis differs from GAAP:

a. Adjustments to recognize gains and losses on investments resulting from changes in their market value are not budgeted.
b. Items reported as “other financing sources” and “other financing uses” are classified as revenues and expenditures under the budgetary basis of accounting.

2. The budgetary basis for proprietary funds (e.g. Internal Service funds) is in conformity with GAAP, using the accrual basis of accounting for all revenues and expenses, except for the following instances:
a. The receipt of long-term debt proceeds, capital outlays, and debt service principal payments are budgeted, but allocations for depreciation and amortization
expense are not.

Each of the City's funds is considered a separate accounting entity with a self-balancing set of accounts that records assets, liabilities, fund equity, revenue and expenditures. Funds are established and segregated for the purpose of recording specific programs or attaining certain objectives in accordance with special regulations.

The General Fund accounts for all the general revenue of the City not specifically levied or collected for other City funds and for expenditures related to rendering the general services provided by the City. The City of Diamond Bar has twenty-nine Special Revenue Funds that are used to account for specific revenues that are legally restricted to expenditure for particular purposes. The Capital Project Fund is used to account for the purchase or construction of major capital facilities. The Debt Service Fund is used to account for principal and interest payments on outstanding fixed rate bonds. Internal Service Funds are used to account for goods and services provided to other departments within the City such as liability insurance and equipment replacement.

Draft

The budget is prepared on a line item basis by fund and department. The six major General Fund divisions are:

1. City Administration
2. Administration & Support
3. Public Safety
4. Community Development
5. Parks & Recreation
6. Public Works

Draft

BUDGET PROCESS

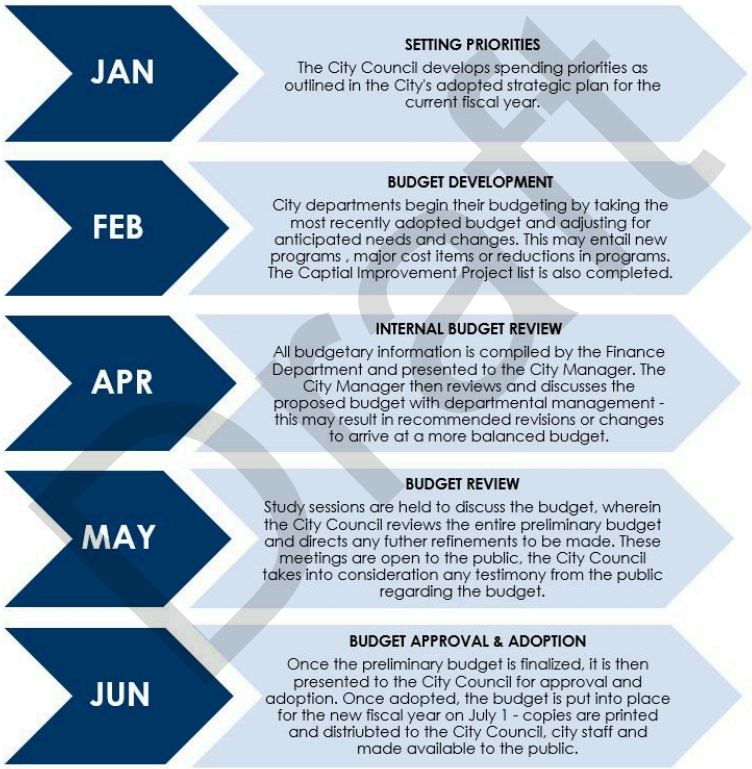

BUDGET STUDY SESSION DETAIL

The City Council devotes one Budget Study Session to the annual Capital Improvement Program for the upcoming fiscal year. At this CIP Study Session, staff presents the recommended draft 5-year Capital Improvement Program to the City Council along with the recommended projects for the upcoming fiscal year. Members of the City Council are presented with details on each individual project, along with its recommended budget and funding source, and are given the opportunity to propose new projects. A consensus is then reached at the study session as to the final list of projects to include in the proposed budget for the upcoming fiscal year.

BUDGET AMENDMENT PROCESS

The City Manager is responsible to the City Council for the faithful execution of the City Budget. In order to ensure authorized expenditures are managed in the most efficient and economical manner possible, the City Council authorizes the City Manager to increase or transfer appropriations within the General Fund, Special Revenue Fund or any other unrestricted Fund. The City's budget may be amended in the following ways:

- If a fund has an Undesignated Fund Balance during the Fiscal Year, the City Manager may approve requests for budget increases with Council approval.
- Budget adjustments between a department's line items with a null effect on the overall department budget may be made with the City Manager's approval.
- During the fiscal year, the City Council may modify approved programs and activities or implement new activities that may require budget amendments. On such occasions when the Council approves a project without amending the budget, that approval will constitute authority for the Finance Director to amend the budget subject to the City Manager's approval.
- The City Manager may approve budget amendments to carryover unspent appropriations from the prior year, as authorized by the annual budget resolution.

Draft

FUND STRUCTURE

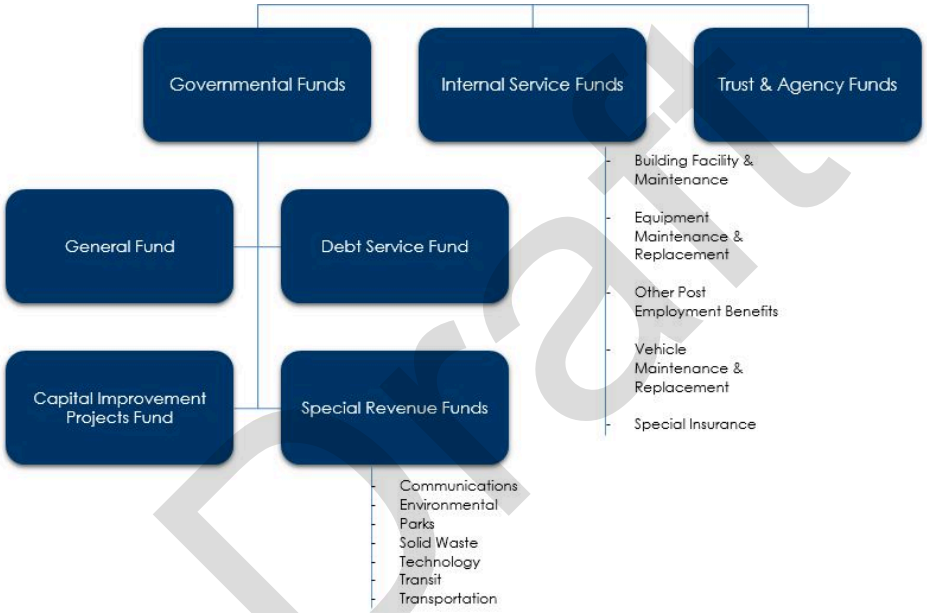

Draft

DESCRIPTIONS

General Fund is the most versatile fund and is used to account for any legal budgetary purpose not accounted for elsewhere in the budget.

Debt Service Funds are used to account for debt payments owed by the City.

Capital Improvement Project Funds are used to account for the purchase or construction of major capital projects, which are not financed by proprietary, special assessment or trust funds.

Special Revenue Funds are used to account for certain funds, which are legally restricted to certain purposes.

Internal Service Funds account for a department of a governmental agency, which provides services to other departments of the agency. The costs of all or a part of the operations and the provision of services are recovered through fees charged to the user departments.

Fiduciary (Trust And Agency) Funds account for assets held by the City in a trustee capacity or as agency for individuals, private organizations, other governments, and/or other funds.



City of Diamond Bar Budget

Fiscal Year 26/27

www.diamondbarca.gov

FINANCIAL POLICIES

Draft

The City's budget development is shaped by several financial and operational polices. These policies promote and ensure organizational continuity, consistency, transparency, and responsibility from year to year. This section identifies some of the major short and long-term planning documents, financial and operational policies, and fiscal management tools that the City of Diamond Bar employs in order to guarantee fiscal and programmatic integrity and to guide the development of the City's budget.

Annual Budget and Financial Reporting Policy

The purpose of this policy is to ensure a balanced annual operating budget and reporting procedures to safeguard public funds and maximize resources available for use by the City in delivering programs and services. A balanced budget is defined as a budget in which operating revenues should cover operating expenditures, including debt service. The ending fund balance must meet minimum policy levels. For the general fund, this level has been stablished at 25%. Under this policy, it is allowable for total expenditures to exceed revenues in a given year; however, in this sutation, beginning fund balance can only be used to fund capital improvement plan projects, or other "one-time," non-recurring expenditures.

CAL Card Use Policy

The City of Diamond Bar has joined the CAL Card program which is administered through the State General Services Division and US Bank. This program provides a mechanism for government agencies to provide purchasing cards to their employees to expedite purchases of goods and services. This policy sets forth policies and procedures for CAL Card usage.

Compensation for City Commissioners/Committee Members

The purpose of this policy is to establish compensation for attendance at Commission/Committee Meetings for City Commissioners/Committee Members.

Drawing Warrants and Checks Upon City Funds

California State law requires the Mayor and City Clerk to execute and countersign all warrants and checks issued for payment from City funds. Government Code Section 37203 provides that the City Council may prescribe an alternative method for drawing warrants and checks. Through adoption of this Policy, the City Council established an alternative method to insure the timely drawing of warrants and checks upon City funds.

Travel, Expense and Reimbursement Policy

The City of Diamond Bar recognizes the value of attendance by City officials and employees at professional conferences, seminars, meetings with other government officials, professional organizations, community organizations, and constituents and ceremonial events and activities that promote or benefit the City. This

policy establishes travel authorization, expense, reimbursement, and reporting standards consistent with the provisions of this policy and in compliance with California Government Code Sections 53232.2 and 53232.3.

Fixed Asset Capitalization and Inventory Control Policy
The purpose of this policy is to ensure adequate control and appropriate use of City fixed assets. The procedures are intended to define fixed assets and to establish guidelines for budgeting, purchasing and disposing fixed assets. This policy does not apply to infrastructure assets.

Anti-Fraud Policy
To establish policy and procedures for clarifying acts that are considered to be fraudulent, describing the steps to be taken when fraud or other related dishonest activities are suspected, and providing procedures to follow in accounting for missing funds, restitution and recoveries.

Cash Handling Policy
The purpose of this policy is to safeguard public funds and also to maximize resources available for use by the City in delivering programs and services. These policies recognize the decentralized nature of the receipting and depositing process, while providing for standardized procedures.

Fund Balance and Reserves Policy
The purpose of this policy is to establish a key element of the financial stability of the City by setting guidelines for fund balance. Unassigned fund balance is an important measure of economic stability. It is essential that the City maintain adequate levels of unassigned fund balance to mitigate financial risk that can occur for unforeseen revenue fluctuations, unanticipated expenditures, and other unexpected circumstances. The fund balance also provides cash flow liquidity for the City's general operations.

Capital Financing and Debt Management Policy
The purpose of this policy is to provide guidelines for the City's utilization of capital financing and debt for capital improvement projects, property acquisition, and projects whose useful life will exceed the term of the financing.

Unclaimed Funds Policy
The purpose of this policy is to establish the proper disposition and accounting for unclaimed money in accordance with Government Code Sections 50050 through 50056.

Investment Policy
The purpose of this policy is to provide guidelines for the prudent investment of the City's temporarily idle cash and to outline the policies for maximizing the efficiency of the City's cash management system. The ultimate goal is to enhance the economic status of the City while protecting its pooled funds in accordance with the applicable local, state and federal laws.

Draft



Heart of the Hillside by Raymond Wong
2025 Through My Lens Photo Contest Winner



Graduation by Ruiqi Wang
2025 Through My Lens Photo Contest Winner

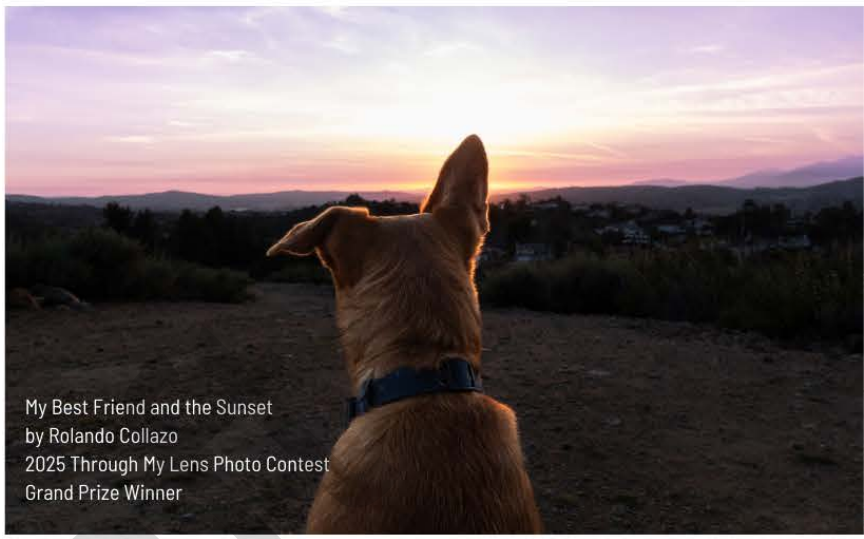

My Best Friend and the Sunset
by Rolando Collazo
2025 Through My Lens Photo Contest
Grand Prize Winner



Bee the Sunshine by Edison Rodriguez
2025 Through My Lens Photo Contest Winner

Financial Summaries



Dreamboats in Action by Kin Man Wong
2025 Through My Lens Photo Contest Winner



Summer Pup by Emily Becerra
2025 Through My Lens Photo Contest Winner

THREE-YEAR CONSOLIDATED SCHEDULE OF SOURCES AND USES - ALL FUNDS
FY 2024/25 ACTUALS, FY 2025/26 REVISED BUDGET, & FY 2026/27 PROPOSED BUDGET

	Governmental Funds			Proprietary Funds	Fiduciary Funds	Total All Funds
	General Fund	Capital Improvement Program Fund	Special Revenue, Debt Service, Reserve Funds	Internal Service Funds	OPEB Trust Fund	
	FY 2026/27 Proposed Budget	FY 2026/27 Proposed Budget	FY 2026/27 Proposed Budget	FY 2026/27 Proposed Budget	FY 2026/27 Proposed Budget	FY 2026/27 Proposed Budget
Financial Sources						
Property Taxes	$ 7,013,000	$ -	$ 1,311,225	$ -	$ -	$ 8,324,225
Other Taxes & Fees	9,611,937	-	26,000	-	-	9,637,937
State Revenue	8,464,320	-	3,765,976	-	-	12,230,296
County Revenue	-	-	5,321,567	-	-	5,321,567
From Other Agencies	-	-	464,734	-	-	464,734
Fines & Forfeitures	371,000	-		-	-	371,000
Service Charges	4,715,363	-	1,250,750	-	-	5,966,113
Use of Money and Property	2,140,260	-	667,600	24,800	26,600	2,859,260
Cost Reimbursements	175,230	-	5,000	-	-	180,230
Transfers In	1,647,500	-	1,229,469	1,092,307	88,000	4,057,276
Total Financial Sources	**$ 34,138,610**	**$ -**	**$ 14,042,321**	**$ 1,117,107**	**$ 114,600**	**$ 49,412,638**
Financial Uses						
City Administration	3,000,966	-	1,360,487	-	-	4,361,453
Administration & Support	4,431,943	-	22,000	1,028,807	-	5,482,750
Public Safety	10,074,750	-	10,000	-	-	10,084,750
Community Development	3,256,776	-	427,681	-	-	3,684,457
Parks & Recreation	4,555,496	-	294,400	-	-	4,849,896
Public Works	6,558,447	-	8,130,430	136,500	-	14,825,377
Capital Projects	-	-	1,869,734	-	-	1,869,734
Debt Service	-	-	726,000	-	-	726,000
Transfers Out	2,286,776	-	1,770,500	-	-	4,057,276
Total Financial Uses	**$ 34,165,154**	**$ -**	**$ 14,611,232**	**$ 1,165,307**	**$ -**	**$ 49,941,693**
Surplus (Deficit)	$ (26,544)	$ -	$ (568,911)	$ (48,200)	$ 114,600	$ (529,055)

Draft

THREE-YEAR CONSOLIDATED SCHEDULE OF SOURCES AND USES - ALL FUNDS
FY 2024/25 ACTUALS, FY 2025/26 REVISED BUDGET, & FY 2026/27 PROPOSED BUDGET

CITY OF DIAMOND BAR CALIFORNIA

	Governmental Funds									Proprietary Funds			Fiduciary Funds			Total
	General Fund			Capital Improvement Program Fund			Special Revenue, Debt Service, Reserve Funds			Internal Service Funds			OPEB Trust Fund			All Funds
	FY 2024/25 Actuals	FY 2025/26 Revised Budget*	FY 2026/27 Proposed Budget	FY 2024/25 Actuals	FY 2025/26 Revised Budget*	FY 2026/27 Proposed Budget	FY 2024/25 Actuals	FY 2025/26 Revised Budget*	FY 2026/27 Proposed Budget	FY 2024/25 Actuals	FY 2025/26 Revised Budget*	FY 2026/27 Proposed Budget	FY 2024/25 Actuals	FY 2025/26 Revised Budget*	FY 2026/27 Proposed Budget	FY 2024/25 Actuals	FY 2025/26 Revised Budget*	FY 2026/27 Proposed Budget
Financial Sources																		
Property Taxes	$ 6,355,019	$ 6,971,047	$ 7,013,000	$ -	$ -	$ -	$ 1,237,387	$ 1,285,299	$ 1,311,225	$ -	$ -	$ -	$ -	$ -	$ -	$ 7,592,406	$ 8,256,346	$ 8,324,225
Other Taxes & Fees	9,440,687	9,476,727	9,611,937	-	-	-	25,954	26,000	26,000	-	-	-	-	-	-	9,466,641	9,502,727	9,637,937
State Revenue	7,915,394	8,172,449	8,464,320	-	-	-	3,339,126	3,722,968	3,765,976	-	-	-	-	-	-	11,254,520	11,895,417	12,230,296
County Revenue	-	-	-	-	6,921,000	-	5,321,683	5,443,030	5,321,567	-	-	-	-	-	-	5,321,683	12,364,030	5,321,567
From Other Agencies	-	-	-	-	1,374,703	-	1,722,811	1,487,192	464,734	-	-	-	-	-	-	1,722,811	2,861,895	464,734
Fines & Forfeitures	370,172	415,000	371,000	-	-	-	-	-	-	-	-	-	-	-	-	370,172	415,000	371,000
Service Charges	2,880,216	3,504,751	4,715,363	-	-	-	1,088,294	961,930	1,250,750	-	-	-	-	-	-	3,968,510	4,466,681	5,966,113
Use of Money and Property	3,299,305	2,368,500	2,140,260	41,172	-	-	2,750,227	247,000	667,600	270,671	34,800	24,800	75,124	26,600	26,600	6,436,500	2,676,900	2,859,260
Cost Reimbursements	183,498	383,540	175,230	-	-	-	50,230	3,704	5,000	-	-	-	-	-	-	233,729	387,244	180,230
Transfers In	1,484,686	1,647,500	1,647,500	11,359,263	1,986,620	-	1,392,859	1,713,352	1,229,469	1,761,780	646,500	1,092,307	88,000	88,000	88,000	16,086,588	6,081,972	4,057,276
Total Financial Sources	**$ 31,928,977**	**$ 32,939,514**	**$ 34,138,610**	**$ 11,400,434**	**$ 10,282,323**	**$ -**	**$ 16,928,571**	**$ 14,890,475**	**$ 14,042,321**	**$ 2,032,451**	**$ 681,300**	**$ 1,117,107**	**$ 163,124**	**$ 114,600**	**$ 114,600**	**$ 62,453,559**	**$ 58,908,212**	**$ 49,412,638**
Financial Uses																		
City Administration	2,765,749	3,357,917	3,000,966	-	-	-	1,194,004	1,479,450	1,360,487	-	-	-	-	-	-	3,959,753	4,837,367	4,361,453
Administration & Support	3,968,514	4,399,647	4,431,943	-	-	-	21,889	22,000	22,000	1,082,853	1,869,226	1,028,807	-	-	-	5,073,256	6,290,873	5,482,750
Public Safety	9,129,361	9,966,950	10,074,750	-	-	-	4,800	42,268	10,000	-	-	-	-	-	-	9,134,161	10,009,218	10,084,750
Community Development	2,546,623	2,803,127	3,256,776	-	-	-	487,899	849,982	427,681	-	-	-	-	-	-	3,034,522	3,653,109	3,684,457
Parks & Recreation	3,980,669	4,581,338	4,555,496	-	-	-	983,139	1,025,781	294,400	-	-	-	-	-	-	4,963,808	5,607,119	4,849,896
Public Works	5,802,489	6,913,583	6,558,447	-	-	-	4,452,005	13,158,654	8,130,430	254,840	470,000	136,500	-	-	-	10,509,334	20,542,237	14,825,377
Capital Projects	-	-	-	12,759,824	10,169,446	-	166,569	3,492,020	1,869,734	-	-	-	-	-	-	12,926,393	13,661,466	1,869,734
Debt Service	-	-	-	-	-	-	737,500	729,700	726,000	-	-	-	-	-	-	737,500	729,700	726,000
Transfers Out	3,574,000	3,146,859	2,286,776	-	-	-	12,210,170	2,835,118	1,770,500	10,000	100,000	-	-	-	-	15,794,170	6,081,977	4,057,276
Total Financial Uses	**$ 31,767,405**	**$ 35,169,421**	**$ 34,165,154**	**$ 12,759,824**	**$ 10,169,446**	**$ -**	**$ 20,257,975**	**$ 23,634,973**	**$ 14,611,232**	**$ 1,347,693**	**$ 2,439,226**	**$ 1,165,307**	**$ -**	**$ -**	**$ -**	**$ 66,132,897**	**$ 71,413,066**	**$ 49,941,693**
Surplus (Deficit)	$ 161,572	$ (2,229,907)	$ (26,544)	$ (1,359,390)	$ 112,876	$ -	$ (3,329,404)	$ (8,744,498)	$ (568,911)	$ 684,758	$ (1,757,926)	$ (48,200)	$ 163,124	$ 114,600	$ 114,600	$ (3,679,338)	$ (12,504,854)	$ (529,055)

* FY 2025/26 Revised Budget is as of May 2026

Draft

CITY OF DIAMOND BAR
Resources & Uses
Fiscal Year 2026/27 Proposed Budget

		PROPOSED RESOURCES				PROPOSED USES					FISCAL IMPACTS		
Fund #	Fund Title	Estimated FB Reserves @ 07/01/26	Operating Revenues	Transfers-In	Total Resources	Operating Expense	Transfers-Out	One-Time Appropriations	Capital Improvement Program	Total Uses	Addition/(Use) of Fund Balance	Est. Reserves @ 06/30/27	Fund Balance Notes
100	***General Fund (+ 25% Contingency)***	**$ 29,940,218**	$ 32,491,110	$ 1,647,500	**$ 34,138,610**	$ 31,822,378	$ 2,286,776	$ 56,000	$ -	**$ 34,165,154**	$ (26,544)	$ 29,913,674	One-Time Tfr to Fd 256
101	Com Organization Support Fund	**2,062**	-	10,000	**10,000**	10,000	-	-	-	**10,000**	-	2,062	
102	Law Enforcement Reserve Fund	**1,273,654**	-	-	**-**	-	50,000	-	-	**50,000**	(50,000)	1,223,654	
103	General Plan Update Fund	**138,731**	-	-	**-**	12,000	-	-	-	**12,000**	(12,000)	126,731	
104	Technology Reserve Fund	**96,225**	290,000	100,000	**390,000**	-	-	-	-	**-**	390,000	486,225	
105	OPEB Reserve Fund	**193,360**	-	44,000	**44,000**	22,000	88,000	-	-	**110,000**	(66,000)	127,360	
107	Homelessness Response Fund	**77,065**	-	25,000	**25,000**	25,000	-	-	-	**25,000**	-	77,065	
201	Measure W	**774,398**	838,000	-	**838,000**	610,996	-	-	700,000	**1,310,996**	(472,996)	301,402	
202	Road Maint. & Rehab (RMRA)	**1,289,529**	1,554,856	-	**1,554,856**	-	-	-	1,500,000	**1,500,000**	54,856	1,344,385	
203	Measure M Fund	**490,792**	996,477	-	**996,477**	21,373	-	-	1,000,000	**1,021,373**	(24,896)	465,896	
204	Measure R Fund	**629,353**	876,686	-	**876,686**	21,373	-	-	1,000,000	**1,021,373**	(144,687)	484,666	
205	Gas Tax Fund	**746,925**	1,592,886	-	**1,592,886**	66,000	1,435,000	-	-	**1,501,000**	91,886	838,811	
206	Prop A - Transit Fund	**392,178**	1,893,690	-	**1,893,690**	1,253,376	-	-	70,000	**1,323,376**	570,314	962,492	
207	Prop C - Transit Fund	**532,353**	1,187,414	-	**1,187,414**	856,396	-	-	476,000	**1,332,396**	(144,982)	387,371	
209	SB821 Trails (TDA)	**659**	45,000	-	**45,000**	-	-	-	-	**-**	45,000	45,659	Pending Grant Reimb.
210	MTA Grants Fund	**-**	-	-	**-**	-	-	-	-	**-**	-	-	
224	PLHA Fund	**(120,920)**	145,681	-	**145,681**	145,681	-	-	-	**145,681**	-	(120,920)	Pending Grant Reimb.
225	Community Dev Block Grant Fd	**(7,265)**	399,734	-	**399,734**	210,000	-	-	189,734	**399,734**	-	(7,265)	Pending Grant Reimb.
226	CASP (SB1186) Fund	**65,005**	8,200	-	**8,200**	60,000	-	-	-	**60,000**	(51,800)	13,205	
238	Landscape Maint Dist - 38	**115**	272,669	88,378	**361,047**	361,085	-	-	-	**361,085**	(38)	77	
239	Landscape Maint Dist - 39	**504,549**	708,390	42,638	**751,028**	713,235	-	-	-	**713,235**	37,793	542,342	
241	Landscape Maint Dist - 41	**106,635**	330,166	17,453	**347,619**	453,996	-	-	-	**453,996**	(106,377)	258	
245	Street Beautification	**377,053**	2,400	-	**2,400**	-	-	-	-	**-**	2,400	379,453	
246	Traffic Mitigation Fund	**8,941,949**	150,000	-	**150,000**	-	-	350,000	-	**350,000**	(200,000)	8,741,949	Design - Traffic Imrpov
247	Sewer Mitigation Fund	**64,041**	400	-	**400**	-	-	-	-	**-**	400	64,441	
248	Tres Hermanos	**6,923**	-	120,000	**120,000**	120,000	-	-	-	**120,000**	-	6,923	
250	Integrated Waste Mgt Fund	**2,333,520**	812,500	-	**812,500**	1,095,234	10,000	-	-	**1,105,234**	(292,734)	2,040,786	
251	Air Quality Improvement Fd	**210,426**	73,100	-	**73,100**	39,000	35,000	-	-	**74,000**	(900)	209,526	
252	Waste Hauler Fund	**1,548**	181,550	-	**181,550**	-	-	-	180,000	**180,000**	1,550	3,098	
253	Used Oil Grant	**29,845**	7,921	-	**7,921**	7,721	-	-	-	**7,721**	200	30,045	

Draft

CITY OF DIAMOND BAR
Resources & Uses
Fiscal Year 2026/27 Proposed Budget

		PROPOSED RESOURCES				PROPOSED USES					FISCAL IMPACTS		
Fund #	Fund Title	Estimated FB Reserves @ 07/01/26	Operating Revenues	Transfers-In	Total Resources	Operating Expense	Transfers-Out	One-Time Appropriations	Capital Improvement Program	Total Uses	Addition/(Use) of Fund Balance	Est. Reserves @ 06/30/27	Fund Balance Notes
254	Beverage Recycling Grant	**48,070**	15,332	-	**15,332**	13,532	-	-	-	**13,532**	1,800	49,870	
255	Local Streets & Roads Grant Fund	**-**	-	-	**-**	-	-	-	-	**-**	-	-	
256	Hazard Mitigation Grant Fund	**5,815**	165,000	56,000	**221,000**	-	-	221,000	-	**221,000**	-	5,815	Update Haz. Mit. Plan
260	Park Fees (Quimby) Fd	**140,582**	500	-	**500**	-	-	-	-	**-**	500	141,082	
261	Measure A Neigh. Parks Act	**-**	-	-	**-**	-	-	-	-	**-**	-	-	
262	Park & Facility Development Fd	**2,155,251**	7,300	-	**7,300**	-	-	-	250,000	**250,000**	(242,700)	1,912,551	
263	Prop A - Safe Neigh. Pks Fd	**-**	-	-	**-**	-	-	-	-	**-**	-	-	
270	PEG Fees Fund	**417,000**	68,800	-	**68,800**	50,000	-	-	-	**50,000**	18,800	435,800	
280	Citizens Option for Public Sfty Fd	**499,376**	188,200	-	**188,200**	10,000	152,500	-	-	**162,500**	25,700	525,076	
301	Capital Improvement Project Fd	**-**	-	-	**-**	-	-	-	-	**-**	-	-	
401	Debt Service Fund	**-**	-	726,000	**726,000**	726,000	-	-	-	**726,000**	-	-	
501	Self Insurance Fund	**315,479**	-	820,807	**820,807**	820,807	-	-	-	**820,807**	-	315,479	
502	Vehicle Maint & Replacement Fd	**766,393**	6,000	171,500	**177,500**	136,500	-	-	-	**136,500**	41,000	807,393	
503	Comp. Equipment Maint & Repl Fd	**459,543**	8,000	-	**8,000**	208,000	-	-	-	**208,000**	(200,000)	259,543	
504	Building Facility & Maint Fund	**2,513,570**	10,800	100,000	**110,800**	-	-	-	-	**-**	110,800	2,624,370	
601	OPEB Trust Fund	**1,060,547**	26,600	88,000	**114,600**	-	-	-	-	**-**	114,600	1,175,147	
										-			
	Grand Totals	**$ 57,472,552**	**$ 45,355,362**	**$ 4,057,276**	**$ 49,412,638**	**$ 39,891,683**	**$ 4,057,276**	**$ 627,000**	**$ 5,365,734**	**$ 49,941,693**	**$ (529,055)**	**$ 56,943,497**	

Draft



Heart of the Hillside by Raymond Wong
2025 Through My Lens Photo Contest Winner



Graduation by Ruiqi Wang
2025 Through My Lens Photo Contest Winner

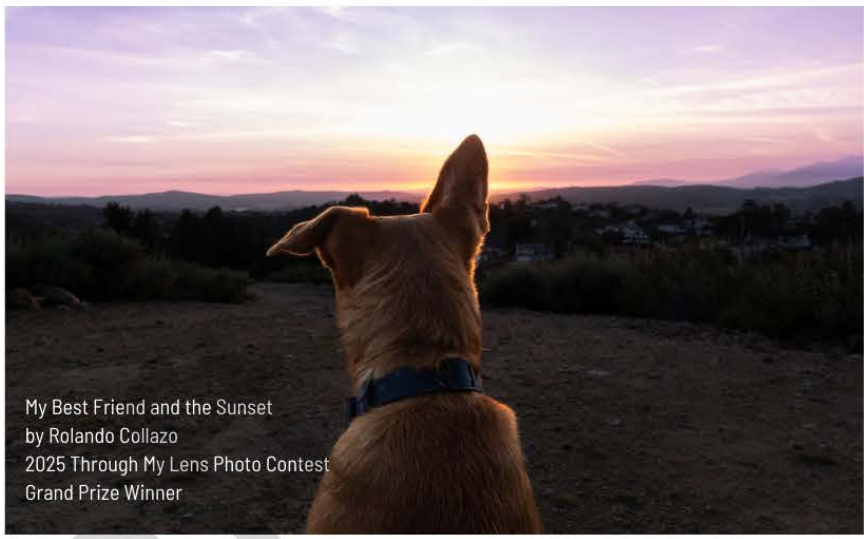

My Best Friend and the Sunset
by Rolando Collazo
2025 Through My Lens Photo Contest
Grand Prize Winner



Bee the Sunshine by Edison Rodriguez
2025 Through My Lens Photo Contest Winner

General Fund Revenues & Appropriations



Dreamboats in Action by Kin Man Wong
2025 Through My Lens Photo Contest Winner



Summer Pup by Emily Becerra
2025 Through My Lens Photo Contest Winner



City of Diamond Bar Budget

Fiscal Year 26/27

www.diamondbarca.gov

100 - GENERAL FUND REVENUE

General Fund Revenue

	2024 - 25 Actual	2025-26 Adopted Budget	2025-26 Revised Budget	2026-27 Proposed Budget
Property Taxes				
(40010) Secured Property Taxes	$6,178,034	$6,565,175	$6,565,175	$6,720,000
(40020) Unsecured Property Taxes	$49,048	$206,872	$206,872	$150,000
(40030) Supplemental Roll Taxes	$112,631	$165,000	$165,000	$130,000
(40040) Prior Year Property Taxes	-$29,854	-$11,000	-$11,000	-$29,000
(40060) Interest, Penalties & Delinq	$21,805	$20,000	$20,000	$20,000
(40070) Homeowner's Exemption	$23,355	$25,000	$25,000	$22,000
PROPERTY TAXES TOTAL	**$6,355,019**	**$6,971,047**	**$6,971,047**	**$7,013,000**
Other Taxes & Fees				
(41010) Sales Tax Revenue	$6,122,363	$6,413,700	$6,176,837	$6,315,937
(41020) Transient Occupancy Tax	$1,508,775	$1,449,000	$1,449,000	$1,539,000
(41030) Franchise Fees	$1,507,567	$1,520,890	$1,520,890	$1,457,000
(41050) Property Transfer Tax	$301,982	$330,000	$330,000	$300,000
OTHER TAXES & FEES TOTAL	**$9,440,687**	**$9,713,590**	**$9,476,727**	**$9,611,937**
State Revenue				
(43010) Motor Vehicle In Lieu	$86,648	$65,000	$65,000	$65,000
(43020) Property Tax In Lieu of VLF	$7,828,746	$8,107,449	$8,107,449	$8,399,320
STATE REVENUE TOTAL	**$7,915,394**	**$8,172,449**	**$8,172,449**	**$8,464,320**
Fines & Forfeitures				
(47010) Vehicle Code Fines	$101,313	$125,000	$125,000	$110,000
(47020) General Fines	$8,770	$15,000	$15,000	$8,000
(47030) Municipal Code Fines	$35,805	$50,000	$50,000	$35,000
(47040) Parking Fines	$207,233	$170,000	$215,000	$215,000
(47050) Impound Fees	$3,700	$10,000	$10,000	$3,000
FINES & FORFEITURES TOTAL	**$356,821**	**$370,000**	**$415,000**	**$371,000**
Building Fees				
(48010) Construction Permit Fees	$1,048,833	$805,415	$1,071,946	$1,453,351
(48020) Plan Check Fees-Bldg/Sfty	$575,309	$805,415	$1,060,000	$1,453,351
(48160) Building Standards Admin Fee	$181	$500	$500	$500
(48170) SMIP Fees	$412	$800	$800	$800
BUILDING FEES TOTAL	**$1,624,736**	**$1,612,130**	**$2,133,246**	**$2,908,002**

Draft

	2024 - 25 Actual	2025-26 Adopted Budget	2025-26 Revised Budget	2026-27 Proposed Budget
Planning Fees				
(48100) Planning Fees	$266,281	$215,000	$215,000	$320,708
(48130) Business License Fee	$46,932	$43,000	$43,000	$142,508
(48140) Business License - Late Fee	$6,032	$4,800	$4,800	$6,160
PLANNING FEES TOTAL	**$319,245**	**$262,800**	**$262,800**	**$469,376**
Engineering Fees				
(48200) Plan Check Fees - Engineering	$26,490	$38,000	$38,000	$135,000
(48210) Address Change Fee	$8,277	$8,250	$8,250	$10,000
(48220) Encroachment Permit - Eng	$69,529	$119,250	$119,250	$300,000
(48230) Inspections - Engineering	$8,942	$12,150	$12,150	$5,000
(48240) Soils/Misc Engineering Fees	$15,138	$23,750	$23,750	$24,580
(48260) Waste Hauler Fees	$182,501	$186,380	$186,380	$186,380
(48270) Industrial Waste Fees	$54,331	$52,500	$52,500	$54,350
ENGINEERING FEES TOTAL	**$365,210**	**$440,280**	**$440,280**	**$715,310**
Recreation Fees				
(48300) Special Events	$36,188	$31,600	$31,600	$15,750
(48310) Senior Programs	$33,380	$52,500	$52,500	$55,500
(48320) Youth Programs	$166,909	$191,425	$191,425	$127,925
(48330) Athletic Programs	$44,391	$42,900	$42,900	$51,500
(48340) Contract Classes	$290,158	$300,000	$350,000	$372,000
RECREATION FEES TOTAL	**$571,026**	**$618,425**	**$668,425**	**$622,675**
Investment Income				
(48500) Investment Earnings	$1,328,406	$1,249,000	$1,249,000	$960,260
(48501) Investment Earnings-lease	$111,103	$0	$0	$0
(48510) Unrealized Gain/Loss Fmv	$698,258	$0	$0	$0
INVESTMENT INCOME TOTAL	**$2,137,766**	**$1,249,000**	**$1,249,000**	**$960,260**
Rental Revenue				
(48602) Lease Revenue	$185,882	$0	$0	$0
(48600) Cell Tower Rental Revenue	$30,055	$275,000	$275,000	$285,000
(48601) City Hall EV Charging Fee	$3,442	$0	$0	$0
(48605) Db Center Revenue	$838,768	$700,000	$700,000	$750,000
(48610) Facility Security Charge	$51,563	$73,000	$73,000	$75,000
(48625) Field & Facility Rentals	$44,938	$54,500	$54,500	$53,000
RENTAL REVENUE TOTAL	**$1,154,649**	**$1,102,500**	**$1,102,500**	**$1,163,000**
Taxable Sales				
(48710) Printed Material Sales	$7	$200	$200	$200
TAXABLE SALES TOTAL	**$7**	**$200**	**$200**	**$200**
Cost Reimbursements				
(48800) Prop Damage Reimb - Pwks	$9,800	$30,000	$30,000	$30,000
(48810) Prop Damage Reimb - Parks	$151	$1,000	$1,000	$1,000
(48820) Cost Reimbursements	$164,490	$128,000	$352,310	$144,000
COST REIMBURSEMENTS TOTAL	**$174,441**	**$159,000**	**$383,310**	**$175,000**
Miscellaneous Revenue				
(48900) Returned Check Charges	$138	$230	$230	$230
(48915) Film Permit Revenue	$530	$1,000	$1,800	$1,800
(48920) Election Fees	$8,920	$0	$0	$0
(48960) Nuisance Abatement	$13,351	$0	$0	$0
(48990) Miscellaneous Revenue	$6,353	$15,000	$15,000	$15,000
MISCELLANEOUS REVENUE TOTAL	**$29,292**	**$16,230**	**$17,030**	**$17,030**
Interfund Transfers				
(49102) Transfer In - Law Enforcement	$35,837	$50,000	$50,000	$50,000

Draft

	2024 - 25 Actual	2025-26 Adopted Budget	2025-26 Revised Budget	2026-27 Proposed Budget
(49205) Transfer In - Gas Tax Fd	$1,296,349	$1,435,000	$1,435,000	$1,435,000
(49250) Transfer In - Ab939	$0	$10,000	$10,000	$10,000
(49280) Transfer In - Cops Fund	$152,500	$152,500	$152,500	$152,500
INTERFUND TRANSFERS TOTAL	**$1,484,686**	**$1,647,500**	**$1,647,500**	**$1,647,500**
TOTAL	**$31,928,977**	**$32,335,151**	**$32,939,514**	**$34,138,610**

Draft



City of Diamond Bar Budget

Fiscal Year 26/27

www.diamondbarca.gov

REVENUE DESCRIPTIONS

All revenues which, by law, do not have to be placed in a separate fund are deposited in the General Fund. All general operations of the City are charged to this fund. All expenditures must be made pursuant to appropriations, which lapse annually and at the end of the fiscal year. Unexpended balances are transferred to the unappropriated reserve.

Draft

PROPERTY TAXES

Secured - Current Year
Tax levied on secured property pursuant to the revenue and taxation code.

Unsecured - Current Year
Tax levied on all personal property not secured by real property held in title by the same owner. Due to the transitory nature of unsecured property, a tax is levied immediately after assessed values are determined.

Supplemental Roll
Taxes levied when secured property is sold to a new owner. It is calculated as the difference between what the seller paid for property tax and what the new owner is expected to pay prorated from the time of closing escrow until the next property tax bill is prepared by the Assessor.

Prior Year Uncollected
Taxes paid in the current year, which were due in a prior year.

Interest and Penalties
Interest and penalties charged for the late payment of property taxes.

Consultant HdL & Companies provides annual estimates for Secured and Unsecured Property Taxes. Supplemental and Delinquent Property Taxes are based on the latest 3 year average trend.



PROPERTY TAXES

	2024-25 Actual	2025-26 Adopted Budget	2025-26 Revised Budget	2026-27 Proposed Budget
(40010) Secured Property Taxes	$6,178,034	$6,565,175	$6,565,175	$6,720,000
(40020) Unsecured Property Taxes	$49,048	$206,872	$206,872	$150,000
(40030) Supplemental Roll Taxes	$112,631	$165,000	$165,000	$130,000
(40040) Prior Year Property Taxes	-$29,854	-$11,000	-$11,000	-$29,000
(40060) Interest, Penalties & Delinq	$21,805	$20,000	$20,000	$20,000
(40070) Homeowner's Exemption	$23,355	$25,000	$25,000	$22,000
(41050) Property Transfer Tax	$301,982	$330,000	$330,000	$300,000
TOTAL	**$6,657,001**	**$7,301,047**	**$7,301,047**	**$7,313,000**

Draft

OTHER TAXES

Sales and Use Tax

As a result of the Bradley-Burns Local Sales and Use Tax law, 1% of the Sales & Use Tax is to be distributed to the City.

Consultant HdL & Companies provides annual estimates.

Transient Occupancy Tax

These revenues are received on a monthly basis from the hotels in the City. The hotels are required to pay a 14% tax based on the amount of their room rental revenues.

Estimate based on historical trends.

Franchise Fees

Companies are granted special privileges for the continued use of public property, such as city streets. Such companies usually involve elements of monopoly and may require regulation. The Franchise Fees are the

amounts required for the continued granting of these privileges. Franchises currently granted within the City are Electric, Gas, Cable TV, Bus Benches and Waste Hauler.

Estimate based on franchise agreements with each franchisee.

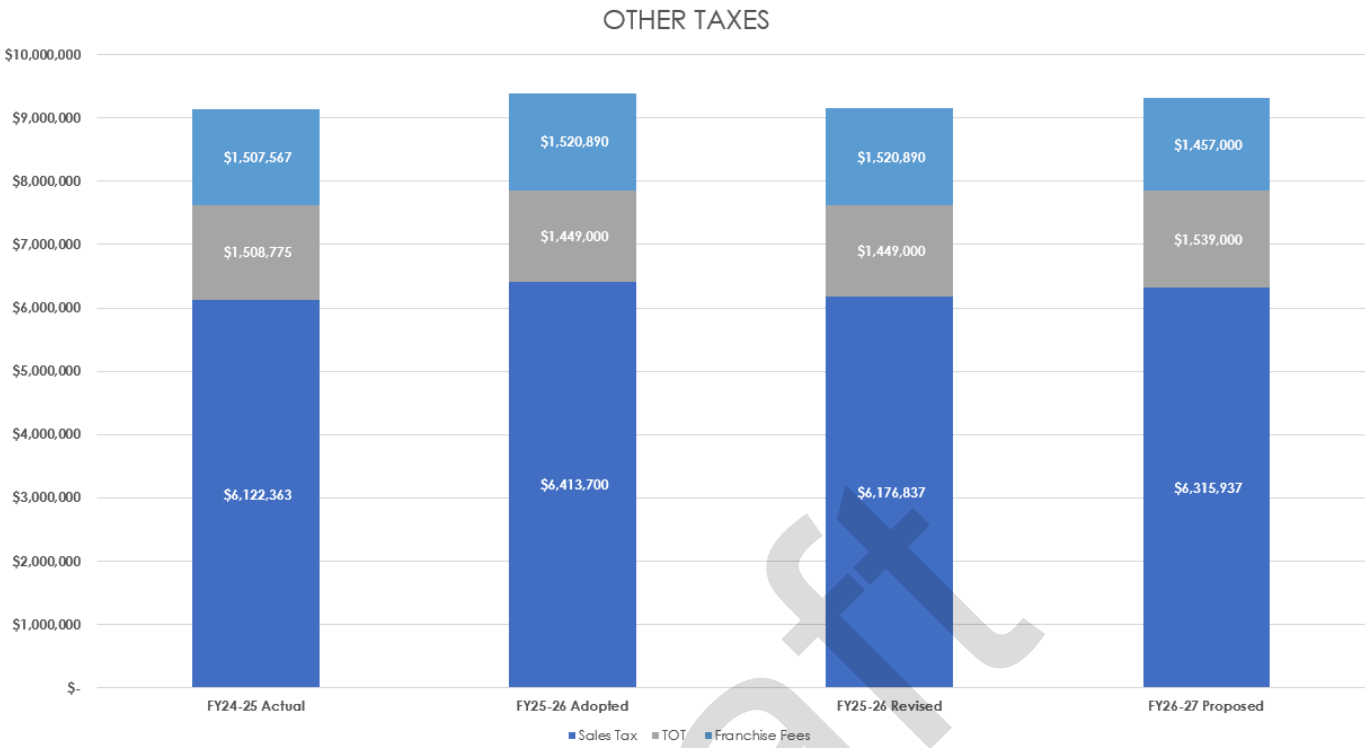

OTHER TAXES

	2024-25 Actual	2025-26 Adopted Budget	2025-26 Revised Budget	2026-27 Proposed Budget
(41010) Sales Tax Revenue	$6,122,363	$6,413,700	$6,176,837	$6,315,937
(41020) Transient Occupancy Tax	$1,508,775	$1,449,000	$1,449,000	$1,539,000
(41030) Franchise Fees	$1,507,567	$1,520,890	$1,520,890	$1,457,000
TOTAL	**$9,138,705**	**$9,383,590**	**$9,146,727**	**$9,311,937**

Draft

FINES AND FORFEITURES

Vehicle Code Fines

Amounts derived from traffic citations and fines for violations occurring within the city limits.

Court Fines and Forfeitures

Fines collected by the county courts for city code violations other than traffic, which are shared with Los Angeles County.

Impound Fees

Fines collected upon the release of vehicles, which have been impounded and stored by the Sheriff's Department.

Miscellaneous

Other fines and forfeitures not included above.

Estimate based on historical trends and changes to the City and/or County Fee Schedule.



FINES & FORFEITURES

	2024-25 Actual	2025-26 Adopted Budget	2025-26 Revised Budget	2026-27 Proposed Budget
Fines & Forfeitures	$356,821	$370,000	$415,000	$371,000
Miscellaneous Revenue	$29,292	$16,230	$17,030	$17,030
TOTAL	**$386,113**	**$386,230**	**$432,030**	**$388,030**

Draft

LICENSES AND PERMITS

Building Fees

Building Fees are collected in accordance with the Uniform Building Code. The revenues from these fees are used to cover the cost of providing building inspections to insure compliance with building codes.

Estimate based on anticipated building activity and any changes to the City's Fee Schedule.

Encroachment Permit Fees

These fees are levied to cover costs of inspections for work within the public right-of-way for the construction of new or repair of existing utility facilities and other public improvements such as sidewalks, curb, gutter, asphalt roadway, etc.

Estimate based on anticipated building activity and any changes to the City's Fee Schedule.

Business License Fees

All indivuals and businesses doing work with city limits, whether or not they have a physical structure in the city, are required to have a business license. The basic business license fee is $47.39 and $14.00 per year for renewals. Licenses requiring a one-time zoning clearance are $141.19, and an additional fee of $347.39 per individual requiring a background check. These fees are used to cover the cost of reviewing and issuance of permits, records retention, etc. to ensure that businesses are safe for the public.

Estimate based on historical business license volume.

Certified Access Specialist Program (CASP) Fees

SB 1186 requires that a $4 additional fee is to be paid by any applicant seeking a local business license when it is initially issued or renewed. From January 1, 2018 through December 31, 2023, the City will retain 90% of the fees collected. The purpose of the fee is to increase disability access and compliance with construction related accessibility. Money from the Revenue Source are accounted for in Special Revenue Fund 226

Estimate based on historical business license volume and the State's Fee Schedule.

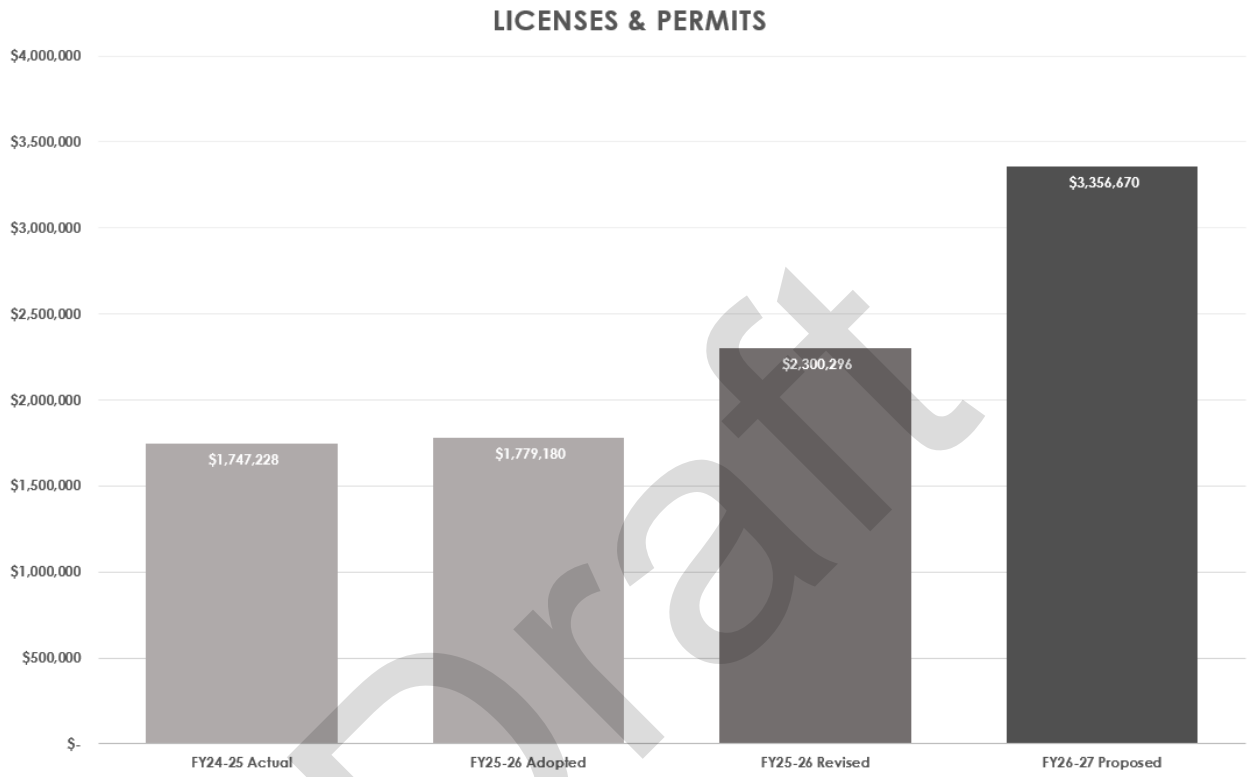

Draft

LICENSES & PERMITS

	2024-25 Actual	2025-26 Adopted Budget	2025-26 Revised Budget	2026-27 Proposed Budget
(48010) Construction Permit Fees	$1,048,833	$805,415	$1,071,946	$1,453,351
(48020) Plan Check Fees-Bldg/Sfty	$575,309	$805,415	$1,060,000	$1,453,351
(48160) Building Standards Admin Fee	$181	$500	$500	$500
(48170) SMIP Fees	$412	$800	$800	$800
(48130) Business License Fee	$46,932	$43,000	$43,000	$142,508
(48140) Business License - Late Fee	$6,032	$4,800	$4,800	$6,160
(48220) Encroachment Permit - Eng	$69,529	$119,250	$119,250	$300,000
TOTAL	**$1,747,228**	**$1,779,180**	**$2,300,296**	**$3,356,670**

CURRENT SERVICE CHARGES

Planning and Engineering Fees

These fees are levied to cover costs of plan checks, inspections, etc. which maybe necessary in conjunction with new construction or improvements being made by contractors.

Estimate based on anticipated building activity and any changes to the City's Fee Schedule.

Recreation Fees

These fees are levied to cover the cost of providing recreation programs such as fee classes, Tiny Tot programs, excursions, summer day camp, youth and adult athletics, senior activities and community events.

Estimate based on trending program participation and any changes to the City's Fee Schedule.

Public, Educational and Governmental (PEG) Fees

Fees totaling 1% of gross revenues are remitted to the City by all video service providers with a valid state franchise. These funds may only be used for capital improvements related to the City's operations of its PEG channels. Money from the Revenue Source are accounted for in Special Revenue Fund 270.

Estimate based on historical trends.

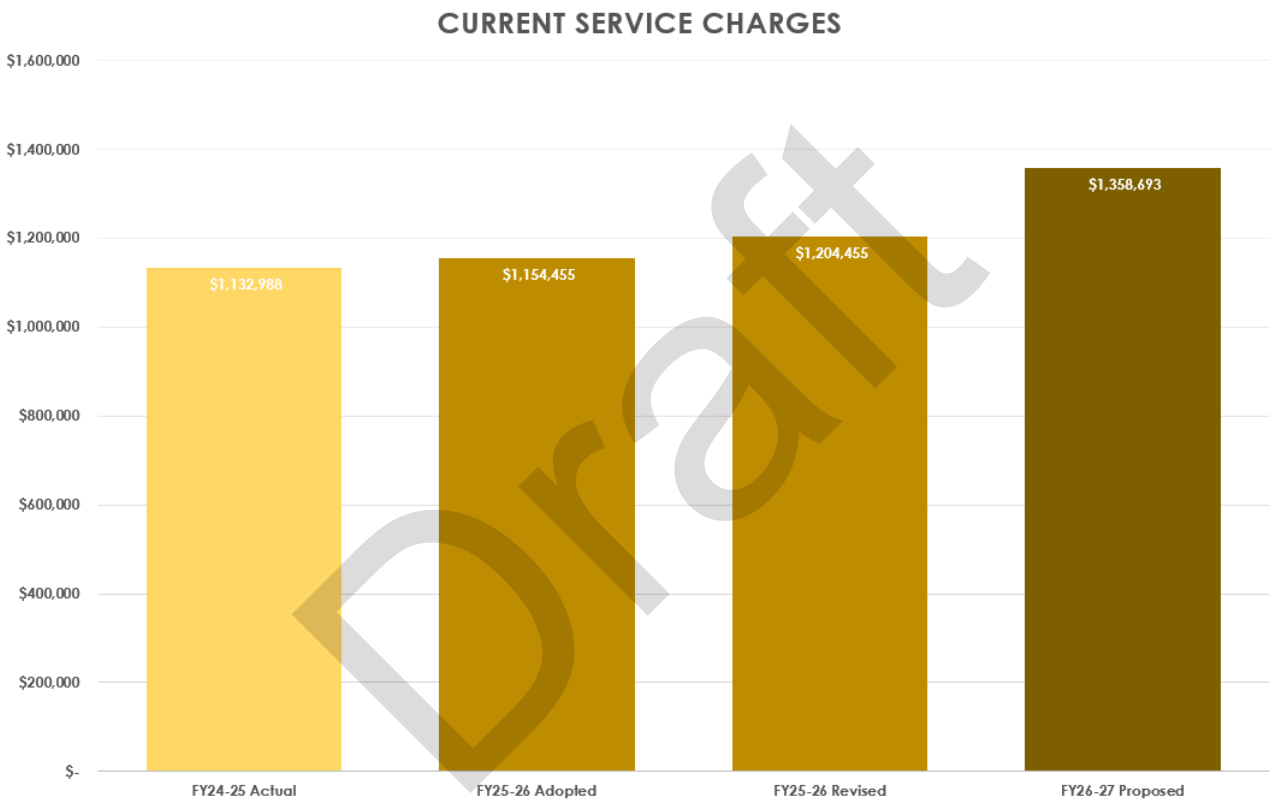

Draft

CURRENT SERVICE CHARGES

	2024-25 Actual	2025-26 Adopted Budget	2025-26 Revised Budget	2026-27 Proposed Budget
(48100) Planning Fees	$266,281	$215,000	$215,000	$320,708
(48200) Plan Check Fees - Engineering	$26,490	$38,000	$38,000	$135,000
(48210) Address Change Fee	$8,277	$8,250	$8,250	$10,000
(48230) Inspections - Engineering	$8,942	$12,150	$12,150	$5,000
(48240) Soils/Misc Engineering Fees	$15,138	$23,750	$23,750	$24,580
(48260) Waste Hauler Fees	$182,501	$186,380	$186,380	$186,380
(48270) Industrial Waste Fees	$54,331	$52,500	$52,500	$54,350
(48300) Special Events	$36,188	$31,600	$31,600	$15,750
(48310) Senior Programs	$33,380	$52,500	$52,500	$55,500
(48320) Youth Programs	$166,909	$191,425	$191,425	$127,925
(48330) Athletic Programs	$44,391	$42,900	$42,900	$51,500
(48340) Contract Classes	$290,158	$300,000	$350,000	$372,000
TOTAL	**$1,132,988**	**$1,154,455**	**$1,204,455**	**$1,358,693**

INTERGOVERNMENTAL REVENUE

Property Tax In-Lieu of Vehicle License Fee (VLF)

The VLF is a tax imposed by the state on the ownership of registered vehicles. In 2004, the State issued a permanent reduction to the VLF. To offset the reduction to the VLF, the Cities receive additional property tax. This 'property tax in-lieu of VLF' is determined by the change in the gross assessed valuation of taxable properties within the jurisdiction from the prior year. As mentioned, this tax is an additional property tax to the other property tax apportionments. These funds are included in the budget as 'Property Tax In-Liue of VLF' revenue.

Property Tax In Lieu of VLF

	2024-25 Actual	2025-26 Adopted Budget	2025-26 Revised Budget	2026-27 Proposed Budget
(43020) Property Tax In Lieu of VLF	$7,828,746	$8,107,449	$8,107,449	$8,399,320
TOTAL	**$7,828,746**	**$8,107,449**	**$8,107,449**	**$8,399,320**

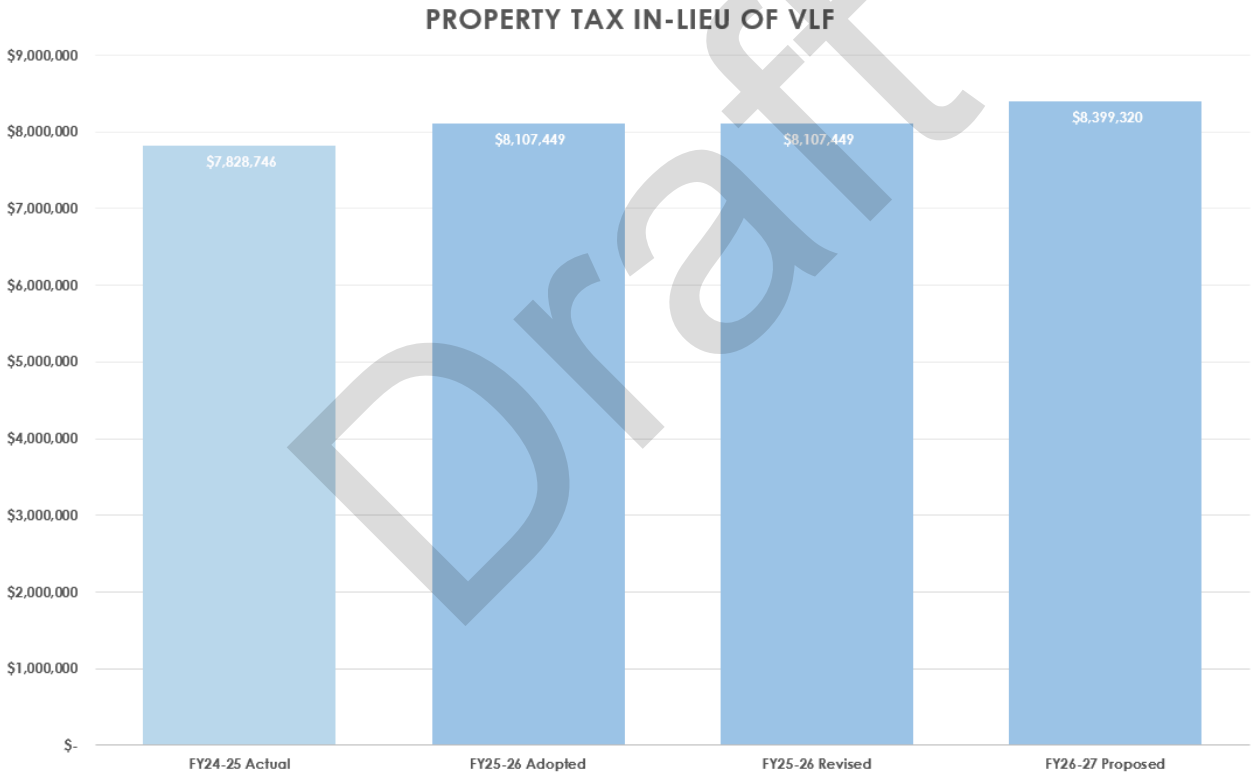

Draft

Projection prepared by consultant HdL Companies, LLC.

AB2766 - Air Quality Improvement/Pollution Reduction Fees

These fees are derived from the imposition of an additional motor vehicle registration fee which shall be used to fund the implementation of air quality management compliance and provisions of the California Clean Air Act of 1988. Money from the Revenue Source are accounted for in Special Revenue Fund 251.

Estimate based on historical trends.

Gas Tax Section 2105

This Section of the Streets and Highways Code provides for the collection and distribution of special gas tax to fund improvements for regional transportation needs. Money from the Revenue Source are accounted for in Special Revenue Fund 205.

Gas Tax Section 2106

Section 2106(a) of the Streets and Highways Code provides that each city shall receive a fixed monthly apportionment of $400; Section 2106(c) provides for distribution on a per capita basis. Money from the Revenue Source are accounted for in Special Revenue Fund 205.

Gas Tax Section 2107

This section provides monthly allocations of 1.315 cents per gallon of gasoline, 1.8 cents per gallon of diesel and 2.59 cents per liquefied petroleum gas (LPG) based on population. Money from the Revenue Source are accounted for in Special Revenue Fund 205.

Gas Tax Section 2107.5

This account represents a fixed amount of revenue received from the state based on population. Money from the Revenue Source are accounted for in Special Revenue Fund 205.

Highway Users Tax Act (HUTA)

This revenue source replaces the Proposition 42 sales tax on gasoline with a franchise tax. It is intended to be revenue neutral to Cities and allow greater flexibility at the State level.

Road Maintenance & Rehabilitation Act of 2017 (SB-1)

This source of revenue was signed into law in April 2017 in order to address the significant multi-modal transportation funding shortfalls statewide. A fuel tax increase began on November 1, 2017. The value-based transportation fee began on January 1, 2018. The price-based excise tax will be reset on July 1, 2019 and the new zero emissions vehicle fee will begin on July 1, 2020. Money from the Revenue Source are accounted for in Special Revenue Fund 202.

Gas Tax, HUTA and SB-1 estimates are provided by California Local Government Finance Almanac which bases their estimates on State Department of Finance statewide revenue projections.

Measure W

The Safe Clean Water Act (ACW Program) also known as Measure W was approved by the voters in November 2018. The revenue generated from this measure is intended to maximize the ability of local governments to address local storm water and urban runoff challenges and is to be used for water quality improvements within the City. It is estimated that the City will receive $800,000 annually as part of this program. Money from the Revenue Source are accounted for in Special Revenue Fund 201.

Measure M

Approved by the voters on November 6, 2016, this half-cent sales tax increase will fund projects that will improve local streets, repair potholes and improve traffic flow/safety. The City received its first allocation of Measure M funds during FY 2017-18. Money from the Revenue Source are accounted for in Special Revenue Fund 203.

Draft

Prop A - Transit Tax
The City receives twenty-five percent of the 1/2% Prop A Sales tax (approved by voters in 1980). These funds are distributed by the L.A. County Metropolitan Transportation Authority (MTA), and are distributed to Los Angeles County cities on a proportional population basis. The funds are to be used for the development of transit programs within the guidelines established by the MTA. Money from the Revenue Source are accounted for in Special Revenue Fund 206.

Prop C - Transit Tax
The City receives twenty percent of the 1/2% Prop C sales tax (approved by voters in 1990). These funds are distributed by the L.A. County Metropolitan Transportation Authority (MTA), and are distributed to Los Angeles County cities on a proportional population basis. The funds are to be used the improving, expanding and maintaining public transit services. These expenditures must be consistent with the County's Congestion Management Program. Money from the Revenue Source are accounted for in Special Revenue Fund 207.

Measure R - Local Return Funds
Measure R is funded with 1/2 cent sales tax revenues that LA County voters approved in November 2008 to meet the transportation needs of the County. Fifteen percent of this tax is designated for the Local Return program to be used by cities. These funds are to be used for local transportation projects. Money from the Revenue Source are accounted for in Special Revenue Fund 204.

Measure M, Prop A, Prop C and Measure R estimates come from L.A. County Metropolitan Transportation Authority (MTA).

Prop A - Safe Parks Program
Funds transferred to the City as a result of the 1992 and 1996 L.A. County Safe Neighborhood Parks Act. These funds are to be used to improve, preserve and restore parks and to employ at-risk youth. Projects utilizing the California Conservation Corps are funded through the at-risk youth element of this program. This program ended in FY 2017-18.

Measure A Neighborhood Parks Act
Approved by the voters in November 2016, this new source of revenue in FY 2018-19 provides funds to improve the quality of life throughout Los Angeles County by preserving and protecting parks, safe places to play, community recreation facilities, beaches, rivers, open spaces and water conservation. Measure A funds provide local funding for parks, recreation, trails, cultural facilities, open space and Veteran and youth programs. Money from the Revenue Source are accounted for in Special Revenue Fund 261.

Annual estimates are received from the Los Angeles County Regional Park and Open Space District.

STATE GRANTS

State TDA
The Transportation Development Act provides this source of funding. Derived from statewide sales tax, and allocated by formula to the County Transportation Commission, allocations are deposited in each regional entity's State Transit Assistance Fund.

Estimate based on historical trends.

SB821 - Bike and Pedestrian Paths
SB821 allows the City to request specifically allocated monies for the purpose of constructing bike and pedestrian paths. Money from the Revenue Source are accounted for in Special Revenue Fund 209.

Draft

Estimate based on historical trends.

Habitat Conservation Fund (HFC)
Established by the California Wildlife Protection Act of 1990 (Proposition 117), the HCF provides funding to local agencies to protect threatened species, to address wildlife corridors, to create trails and to provide for nature interpretation programs which bring urban residents into park and wildlife areas.

Grant awards vary from year to year so this is based on individual grant criteria.

COUNTY GRANTS

County TDA
The Transportation Development Act provides this source of funding. Derived from state sales tax and allocated by formula to the County Local Transportation Fund, allocations are available to operators for the support of public transportation systems.

Based on estimates from Los Angeles County.

Draft

FEDERAL GRANTS

Community Development Block Grant (CDBG)
The federal government provides funds for metropolitan areas whose population exceeds 50,000. The funds are based upon a federal formula and are to be used only within low and moderate-income census tracts and/or to benefit low and moderate-income persons. Money from the Revenue Source are accounted for in Special Revenue Fund 225.

Based on estimates received from the Community Development Commission of the County of Los Angeles.

Moving Ahead For Progress In The 21st Century (MAP-21)
The Federal Government has created a Federal Surface Transportation Program that allocates funds for various improvements to the nation's streets and roads. This two year legislation has annual allocations funded primarily by the Highway Account.

Estimate based on historical trends.

Land & Water Conservation Fund (LWCF)
LWCF is a Federal program that conserves irreplaceable lands and improves outdoor recreation opportunities. Funds are administered by the State of California and are allocated to local agencies through competitive grants.

Grant awards vary from year to year so this is based on individual grant criteria.

Recreational Trails Program (RTP)
RTP is a Federal program that provides financial assistance to local agencies for the development of recreational trails, trailheads and trailside facilities. Funds are administered by the State of California and are allocated to local agencies through competitive grants.

Grant awards vary from year to year so this is based on individual grant criteria.

Hazard Mitigation Grant Program
The City received a grant from FEMA, which is administered by the State, in order to update the City's Hazard Mitigation Plan. This plan establishes the City's strategy to implement improvements and programs to lessen community impacts in the event of natural hazard events. Money from the Revenue Source are accounted for in Special Revenue Fund 256.

Grant awards vary from year to year so this is based on individual grant criteria.

OTHER FINANCING SOURCES

Proceeds from Sale of General Fixed Assets
This includes proceeds from the sale of fixed assets (used by governmental funds only).

Damage to City Property
These funds include reimbursement to the City for repairing willful or accidental damage to city property. Generally these are associated with automobile accidents.

Cost Reimbursements
Reimbursements to the City for various expenditures incurred that are reimbursable i.e. legal expenses.

Draft

All three of these revenue source estimates are based on historical trends.

Street Beautification - Developer Paid
Funds received from development projects to be used toward the Diamond Bar Complete Streets improvements as well as other identified capital improvement streetscape or complete streets projects as conditioned by the development projects entitlements. Money from the Revenue Source are accounted for in Special Revenue Fund 245.

Estimate based on anticipated development projects and the associated fees.

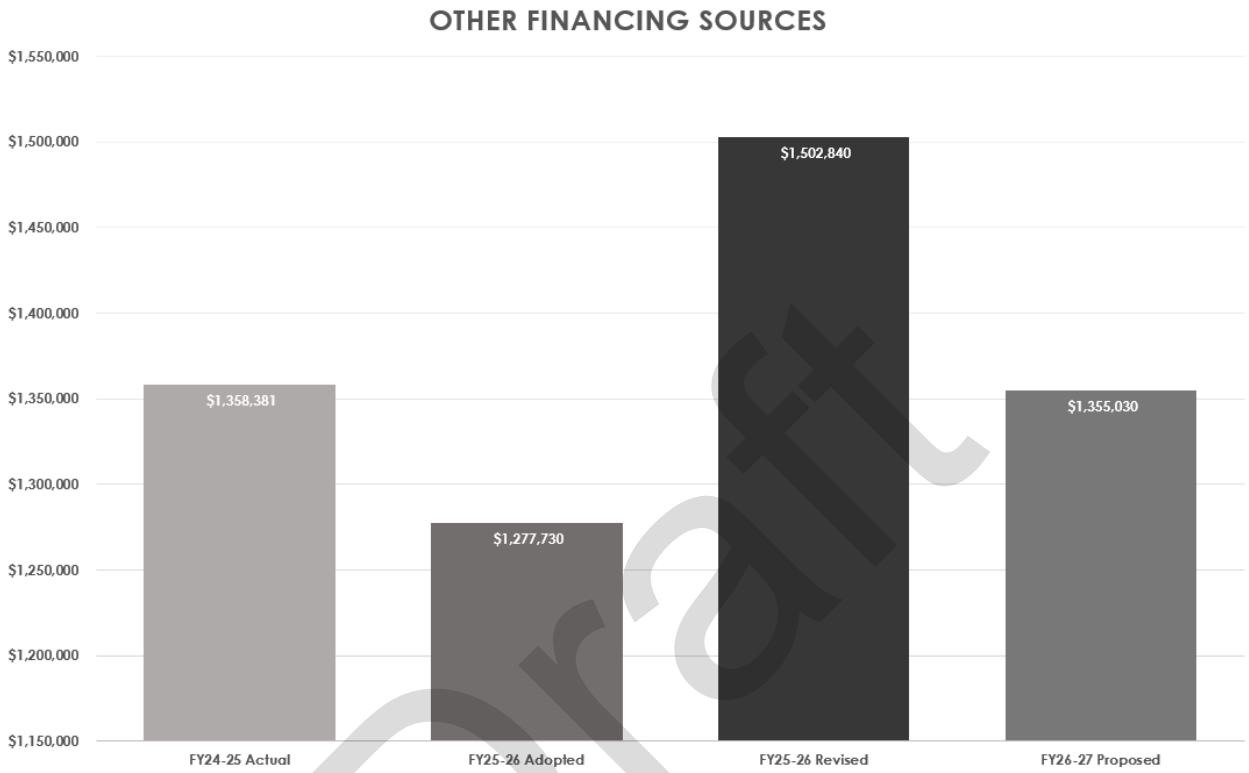

OPERATING TRANSFERS IN

Operating Transfers In
Includes monies transferred from one fund to another. Transfers are income to recipient fund.

USE OF MONEY AND PROPERTY

Investments
Inactive City funds are pooled and invested on a continuing basis in certain types of investments that are state approved such as time certificate of deposits, money market accounts, Local Agency Investment Fund, and Federal Agency notes.

The City's investment software produces a projection based on the holdings in the portfolio.

Draft

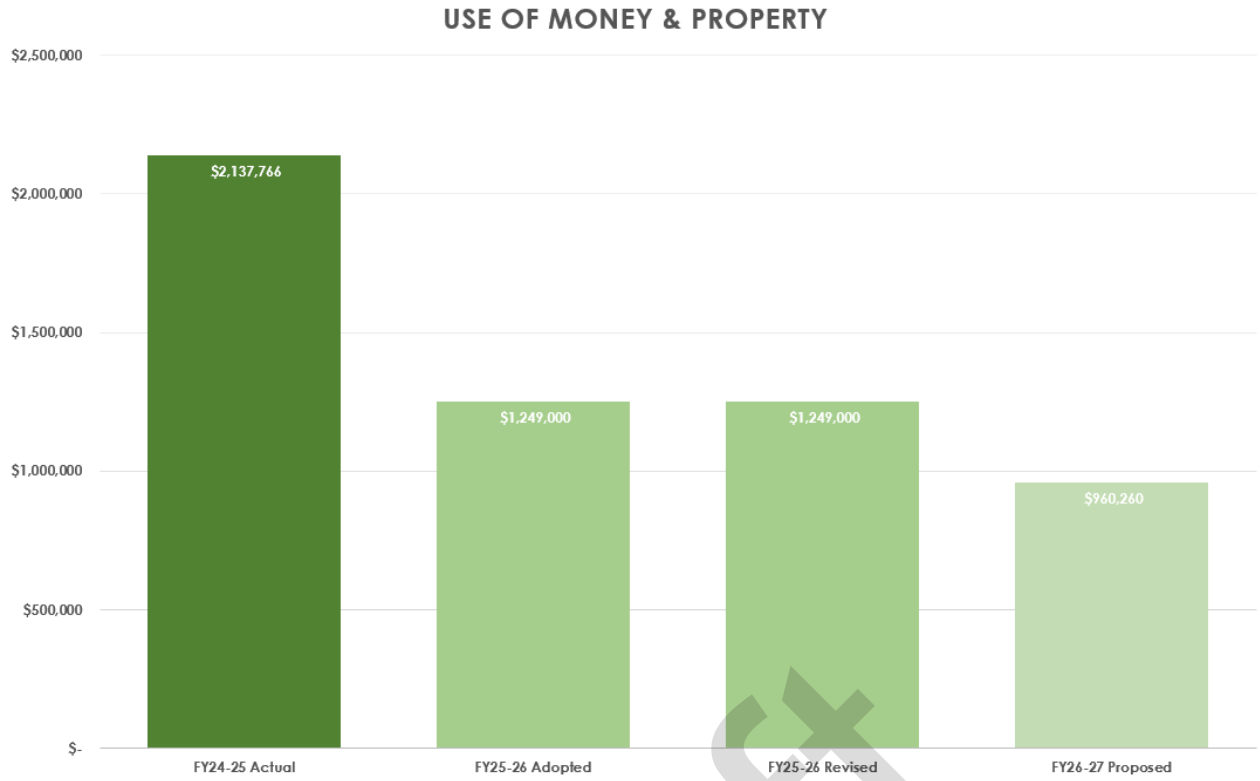

USE OF MONEY & PROPERTY

	2024-25 Actual	2025-26 Adopted Budget	2025-26 Revised Budget	2026-27 Proposed Budget
(48500) Investment Earnings	$1,328,406	$1,249,000	$1,249,000	$960,260
(48501) Investment Earnings-lease	$111,103	$0	$0	$0
(48510) Unrealized Gain/Loss Fmv	$698,258	$0	$0	$0
TOTAL	**$2,137,766**	**$1,249,000**	**$1,249,000**	**$960,260**

Draft



City of Diamond Bar Budget

Fiscal Year 26/27

www.diamondbarca.gov

100 - GENERAL FUND APPROPRIATIONS

GF Appropriations

	2024-25 Actual	2025-26 Adopted Budget	2025-26 Revised Budget	2026-27 Proposed Budget
Personnel Services				
(50010) Salaries	$6,813,398	$7,060,826	$6,955,826	$7,404,120
(50020) Over Time Wages	$38,549	$46,904	$47,354	$43,599
(50030) Part-Time Wages	$841,375	$962,748	$945,900	$921,460
(50040) Classic Member Retiremnt	$863,508	$874,735	$874,735	$906,424
(50042) Classic Member Ual Pmts	$574,111	$688,962	$688,962	$776,820
(50044) Pepra Member Retiremnt	$163,829	$189,307	$189,307	$203,886
(50046) Pepra Member Ual Pmts	$8,675	$10,138	$10,138	$10,766
(50050) City Paid Benefits	$106,712	$71,207	$71,207	$68,804
(50052) Worker's Compensation	$136,637	$125,609	$125,609	$147,448
(50054) Short/Long Term Disability	$28,958	$68,951	$68,951	$72,528
(50056) Medicare Expense	$120,286	$112,747	$112,747	$107,708
(50060) Benefit Allotment	$1,321,703	$1,389,577	$1,389,577	$1,477,325
(50062) Benefits Administration	-$3,841	$3,000	$3,000	$3,000
(50070) Cell Phone Allowance	$3,034	$0	$0	$1,800
(50072) Auto Allowance	$42,071	$45,048	$45,048	$43,386
(50074) Technology Allowance	$18,300	$25,344	$25,344	$18,564
(50075) Performance Pay Incentive	$90,000	$90,000	$90,000	$90,000
PERSONNEL SERVICES TOTAL	**$11,167,307**	**$11,765,103**	**$11,643,705**	**$12,297,638**
Supplies				
(51200) Operating Supplies	$244,733	$352,950	$362,550	$338,000
(51210) Janitorial Supplies	$28,718	$30,000	$30,000	$30,000
(51250) Road Maintenance Supplies	$36,071	$70,000	$70,000	$50,000
(51300) Small Tools & Equipment	$36,218	$47,850	$44,750	$48,850
(51400) Promotional Supplies	$30,355	$39,500	$39,500	$39,500
SUPPLIES TOTAL	**$376,096**	**$540,300**	**$546,800**	**$506,350**
Operating Exp				
(52100) Photocopying	$0	$8,000	$8,000	$8,000
(52110) Printing	$136,130	$179,798	$179,398	$168,048
(52130) Photography	$1,690	$9,750	$9,750	$11,750
(52140) Engraving Services	$410	$1,000	$1,000	$1,000
(52160) Advertising	$53,008	$78,350	$78,349	$76,600
(52170) Postage	$85,178	$67,400	$67,400	$67,400
(52200) Telephone	$108,615	$104,900	$147,900	$154,300
(52210) Electric Utility Expenditure	$465,953	$510,500	$510,500	$545,500
(52215) Gas Utility Expenditure	$22,931	$24,200	$24,200	$22,500
(52220) Water Utility Expenditure	$438,215	$336,200	$336,200	$286,200
(52255) Banking Charges	$52,894	$51,700	$51,700	$52,100
(52300) Rental/Lease - Equipmnt	$20,797	$27,500	$27,500	$27,500

Draft

	2024-25 Actual	2025-26 Adopted Budget	2025-26 Revised Budget	2026-27 Proposed Budget
(52302) Rental/Lease - Real Property	$98,881	$128,400	$128,400	$142,650
(52304) Rental/Lease - Exhibit Space	$6,263	$8,000	$8,000	$9,000
(52310) Equipment Maintenance	$43,236	$69,000	$70,500	$74,200
(52314) Computer Maintenance	$575,271	$598,700	$598,700	$639,050
(52320) Maint Of Grounds/Buildings	$595,992	$627,100	$642,600	$641,600
(52400) Membership & Dues	$125,427	$152,385	$152,685	$144,562
(52405) Publications	$2,899	$3,870	$3,870	$3,880
(52410) Meetings	$10,340	$25,800	$25,800	$23,550
(52415) Conferences	$60,259	$114,950	$108,950	$115,100
(52420) Mileage Reimbursement	$295	$2,250	$2,250	$2,250
(52500) Education & Training	$26,267	$52,700	$52,700	$48,600
(52505) Employee Tuition Reimbursement	$2,500	$3,000	$1,500	$3,000
(52510) Employment Physicals	$8,802	$15,500	$15,500	$15,500
(52515) Miscellaneous Employee Benefit	$1,833	$2,500	$2,500	$2,500
(52520) Employee Recognition Program	$4,219	$4,000	$4,000	$4,000
(52525) Commissioner Compensation	$4,955	$7,850	$6,850	$7,850
(52601) Shop Local Initiative	$34,504	$49,080	$49,080	$34,080
(53500) Criminal Apprehension Reward	$0	$2,500	$2,500	$1,500
(53510) Public Safety Outreach	$5,519	$12,500	$12,500	$10,000
(53520) Admissions - Youth Activities	$16,687	$21,000	$21,000	$21,000
(53530) Elections	$649	$2,000	$2,000	$250,000
(53999) Miscellaneous Expenditures	$147	$0	$0	$0
OPERATING EXP TOTAL	**$3,010,766**	**$3,302,383**	**$3,353,782**	**$3,614,770**
Professional Svcs				
(54010) PS - Accounting & Auditing	$67,231	$76,750	$86,750	$92,800
(54020) PS - General Legal Services	$247,584	$186,000	$186,000	$258,600
(54022) PS - Special Legal Services	$112,308	$0	$432,691	$0
(54024) PS - Special Legal Code Enf	$75,843	$75,000	$75,000	$75,000
(54030) PS - Data Processing Services	$45,415	$44,500	$44,500	$44,500
(54200) PS - Environmental Services	$5,700	$30,000	$30,000	$0
(54400) PS - Engineering	$102,521	$130,500	$395,500	$130,500
(54410) PS - Traffic	$54,613	$115,000	$115,000	$115,000
(54420) PS - Plan Checking	$328	$20,000	$20,000	$20,000
(54430) PS - Soils/Surveying	$0	$20,000	$55,000	$30,000
(54440) PS - Inspection	$0	$10,300	$10,300	$5,300
(54900) PS - Other Prof Svcs	$532,186	$674,300	$888,893	$308,950
PROFESSIONAL SVCS TOTAL	**$1,243,729**	**$1,382,350**	**$2,339,634**	**$1,080,650**
Contract Services				
(55130) CS-Short Term Rental Monitoring	$0	$5,500	$5,500	$5,700
(55000) Cs - Contract Services	$45,571	$61,200	$61,200	$49,200
(55100) Cs - Building & Safety	$729,272	$620,000	$925,000	$1,149,870
(55110) Cs-Code Enforcement	$6,686	$10,000	$10,000	$10,000
(55120) Cs-Property Abatement	$4,025	$10,000	$10,000	$10,000
(55300) Cs - Special Events	$183,290	$258,800	$258,800	$126,200
(55305) Cs - Athletic Programs	$5,304	$6,000	$6,000	$6,000
(55310) Cs - Senior Programs	$32,165	$48,350	$48,350	$49,100
(55315) Cs - Youth Programs	$4,370	$10,000	$10,000	$10,750
(55320) Cs - Contract Classes	$172,026	$224,000	$254,000	$260,000
(55330) Cs - Security	$50,984	$77,800	$77,800	$76,500
(55400) Cs - Sheriff's Department	$7,984,309	$8,603,590	$8,603,590	$8,888,490
(55402) Cs-Sheriff - Special Events	$194,847	$232,000	$232,000	$212,000
(55404) Cs - Animal Control	$463,359	$556,800	$556,800	$572,300
(55406) Cs - Fire Department	$7,359	$8,000	$8,000	$8,000
(55408) Cs - Parking Citation Admin	$24,253	$32,500	$32,500	$32,500
(55410) Cs - Wild Animal Control	$323	$7,500	$7,500	$7,500
(55412) Cs - Crossing Guard Services	$252,801	$289,800	$289,800	$289,800
(55505) Cs - Pw Contract Services	$469,338	$632,000	$725,000	$804,260
(55510) Cs - Street Sweeping	$180,849	$210,000	$210,000	$203,000
(55512) Cs - Road Maintenance	$898,740	$898,000	$898,000	$785,000
(55522) Cs - Tree Maintenance	$300,961	$378,800	$378,800	$328,800
(55528) Cs - Pkwy/Vegetation Control	$151,815	$204,000	$204,000	$160,000
(55530) Cs - Right Of Way Clean Up	$51,531	$65,000	$65,000	$65,000

Draft

	2024-25 Actual	2025-26 Adopted Budget	2025-26 Revised Budget	2026-27 Proposed Budget
(55536) Cs - Traffic Signal Maint	$50,771	$94,000	$94,000	$94,000
(55540) Cs - Graffiti Removal	$36,900	$40,000	$44,000	$44,000
(55550) Cs - Industrial Waste Services	$44,646	$50,000	$50,000	$50,000
CONTRACT SERVICES TOTAL	**$12,346,495**	**$13,633,640**	**$14,065,640**	**$14,297,970**
Capital Outlay Exp				
(56110) Buildings/Facilities Exp	$5,314	$0	$0	$0
(56116) Equipment	$37,089	$65,000	$65,000	$72,000
(56120) Furniture & Fixtures Exp	$6,610	$2,000	$2,000	$2,000
CAPITAL OUTLAY EXP TOTAL	**$49,012**	**$67,000**	**$67,000**	**$74,000**
Misc Expenditures	$0	$0	$6,000	$7,000
Interfund Transfer Out				
(59107) Transfer Out - Homelessness Response Fund	$50,000	$50,000	$50,000	$25,000
(59101) Transfer Out - Com Org Fund	$11,850	$20,000	$20,000	$10,000
(59102) Transfer Out - Law Enforcement	$263,609	$0	$0	$0
(59103) Transfer Out - General Plan Reserve	$58,000	$0	$0	$0
(59104) Transfer Out - Tech Reserve Fd	$100,000	$100,000	$100,000	$100,000
(59106) Transfer Out - Covid19 Fund	$0	$0	$106,000	$0
(59105) Transfer Out - OPEB Res Fund	$40,000	$44,000	$44,000	$44,000
(59238) Transfer Out - Llad #38	$0	$217,326	$525,803	$88,378
(59239) Transfer Out - Llad #39	$44,037	$45,535	$45,535	$42,638
(59241) Transfer Out-Llad #41	$11,955	$12,314	$12,314	$17,453
(59248) Transfer Out - Tres Hermanos	$95,473	$80,000	$80,000	$120,000
(59256) Transfer Out - Haz Elim Grant	$0	$0	$0	$56,000
(59301) Transfer Out - Cip Fund	$1,124,361	$0	$1,137,008	$0
(59401) Transfer Out - Debt Service	$717,935	$729,700	$729,700	$726,000
(59501) Transfer Out - Self Insurance	$580,000	$0	$0	$820,807
(59502) Transfer Out - Vehicle Repl Fund	$269,000	$296,500	$296,500	$136,500
(59503) Transfer Out-Computer Equip Fund	$53,580	$0	$0	$0
(59504) Transfer Out - Building Fund	$154,200	$0	$0	$100,000
INTERFUND TRANSFER OUT TOTAL	**$3,574,000**	**$1,595,375**	**$3,146,860**	**$2,286,776**
TOTAL	**$31,767,405**	**$32,286,151**	**$35,169,421**	**$34,165,154**

Draft



Heart of the Hillside by Raymond Wong
2025 Through My Lens Photo Contest Winner



Graduation by Ruiqi Wang
2025 Through My Lens Photo Contest Winner

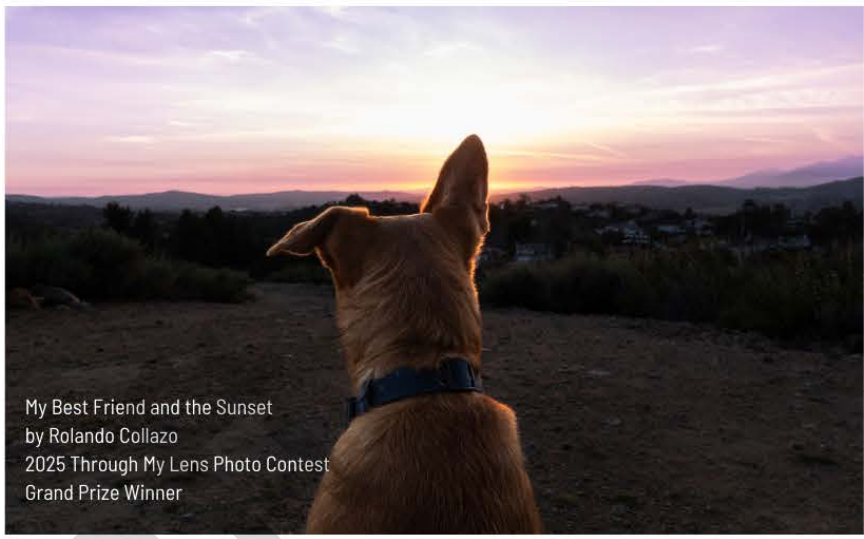

My Best Friend and the Sunset
by Rolando Collazo
2025 Through My Lens Photo Contest
Grand Prize Winner



Bee the Sunshine by Edison Rodriguez
2025 Through My Lens Photo Contest Winner

General Fund Department Details



Dreamboats in Action by Kin Man Wong
2025 Through My Lens Photo Contest Winner



Summer Pup by Emily Becerra
2025 Through My Lens Photo Contest Winner

110 - CITY COUNCIL

OVERVIEW

The City Council is the legislative and policy-making body for the City of Diamond Bar. Beginning with the November 2022 election, five Council Members will be elected by district to serve four-year, overlapping terms of office. The Council annually elects one of its members to serve as Mayor. The Mayor presides over all Council meetings and is the ceremonial head of the City for official functions.



As Diamond Bar's elected representatives, the City Council sets policy and establishes quality of municipal services for the community by determining service levels and revenue obligations through the adoption of an annual budget, authorizing City contracts and expenditures, and adopting necessary regulatory measures.

Council Members represent the City on various intergovernmental organizations to achieve governmental cooperation and advocate for programs that are consistent with the needs of the community.

Draft

BUDGET DETAIL

100110 - City Council

	2024 - 25 Actual	2025-26 Adopted Budget	2025-26 Revised Budget	2026-27 Proposed Budget
Personnel Services				
(50010) Salaries	$45,129	$44,761	$44,761	$46,150
(50040) Classic Member Retiremnt	$1,690	$1,749	$1,749	$1,812
(50042) Classic Member Ual Pmts	$1,366	$1,385	$1,385	$1,561
(50044) Pepra Member Retiremnt	$1,412	$2,939	$2,939	$3,034
(50046) Pepra Member Ual Pmts	$86	$81	$81	$84
(50050) City Paid Benefits	$4,539	$4,119	$4,119	$4,119
(50056) Medicare Expense	$1,896	$670	$670	$694
(50060) Benefit Allotment	$103,644	$111,000	$111,000	$117,000
(50070) Cell Phone Allowance	$3,034	$0	$0	$1,800
(50072) Auto Allowance	$17,882	$18,000	$18,000	$18,000
(50074) Technology Allowance	$0	$3,000	$3,000	$0
PERSONNEL SERVICES TOTAL	**$180,679**	**$187,704**	**$187,704**	**$194,254**
Supplies				
(51200) Operating Supplies	$0	$250	$250	$250
SUPPLIES TOTAL	**$0**	**$250**	**$250**	**$250**
Operating Exp				
(52130) Photography	$271	$500	$500	$2,500
(52400) Membership & Dues	$0	$500	$500	$500
(52410) Meetings	$3,843	$4,000	$4,000	$4,000
(52415) Conferences	$9,638	$27,000	$27,000	$31,500
(53999) Miscellaneous Expenditures	$65	$0	$0	$0
OPERATING EXP TOTAL	**$13,817**	**$32,000**	**$32,000**	**$38,500**
TOTAL	**$194,496**	**$219,954**	**$219,954**	**$233,004**

Draft

POSITION FUNDING ALLOCATION DETAIL

100110 - City Council

Position Name	2027
Allocated FTE Count	
Council Member	5
ALLOCATED FTE COUNT	**5**



City of Diamond Bar Budget

Fiscal Year 26/27

www.diamondbarca.gov

120 - CITY ATTORNEY

OVERVIEW



The City Attorney serves as the City's legal counsel, reviews resolutions, ordinances and agreements, and advises the City Council and staff on all legal matters relating to the operation of the municipal government. This service is provided through a contract with the law offices of Woodruff & Smart, APC.

In addition to the general legal services provided by Woodruff & Smart, APC the City periodically has the need for legal services related to code enforcement prosecution which is also provided for within this Division.

BUDGET DETAIL

100120 - City Attorney

	2024 - 25 Actual	2025-26 Adopted Budget	2025-26 Revised Budget	2026-27 Proposed Budget
Professional Svcs				
(54020) PS - General Legal Services	$247,584	$186,000	$186,000	$258,600
(54022) PS - Special Legal Services	$112,308	$0	$232,691	$0
(54024) PS - Special Legal Code Enf	$75,843	$75,000	$75,000	$75,000
PROFESSIONAL SVCS TOTAL	**$435,735**	**$261,000**	**$493,691**	**$333,600**
TOTAL	**$435,735**	**$261,000**	**$493,691**	**$333,600**

Draft

130 - CITY MANAGER

DEPARTMENT OVERVIEW

The City Manager Department budget provides administrative direction to all operating divisions in compliance with the City's Municipal Code. This division is responsible for the execution of Council policy and the enforcement of all laws and ordinances.

The City Manager, in concert with the City Council, establishes policy, provides leadership and implements efficient and effective services. The City Manager is the director of all City personnel and establishes and maintains appropriate controls to ensure that all operating departments adhere to Council and legally mandated policies and regulations. Additionally, the City Manager is responsible for the development of the City's annual budget.



Draft

CITY MANAGER'S OFFICE ORGANIZATIONAL CHART



Draft

BUDGET DETAIL

100130 - City Manager

	2024 - 25 Actual	2025-26 Adopted Budget	2025-26 Revised Budget	2026-27 Proposed Budget
Personnel Services				
(50010) Salaries	$653,954	$645,357	$645,357	$649,966
(50030) Part-Time Wages	$46,658	$89,775	$89,775	$89,775
(50040) Classic Member Retiremnt	$97,853	$96,804	$96,804	$100,282
(50042) Classic Member Ual Pmts	$63,819	$76,501	$76,501	$86,229
(50044) Pepra Member Retiremnt	$8,522	$8,139	$8,139	$8,397
(50046) Pepra Member Ual Pmts	$360	$440	$440	$456
(50050) City Paid Benefits	$9,304	$4,043	$4,043	$4,043
(50052) Worker's Compensation	$13,046	$11,972	$11,972	$13,775
(50054) Short/Long Term Disability	$2,219	$6,111	$6,111	$6,331
(50056) Medicare Expense	$10,558	$10,538	$10,538	$10,482
(50060) Benefit Allotment	$88,592	$85,788	$85,788	$89,796
(50072) Auto Allowance	$1,875	$1,800	$1,800	$1,800
(50074) Technology Allowance	$2,070	$2,034	$2,034	$2,034
PERSONNEL SERVICES TOTAL	**$998,830**	**$1,039,302**	**$1,039,302**	**$1,063,366**
Supplies				
(51200) Operating Supplies	$101	$2,000	$2,000	$2,000

	2024 - 25 Actual	2025-26 Adopted Budget	2025-26 Revised Budget	2026-27 Proposed Budget
(51300) Small Tools & Equipment	$0	$500	$500	$500
SUPPLIES TOTAL	**$101**	**$2,500**	**$2,500**	**$2,500**
Operating Exp				
(52110) Printing	$478	$4,000	$4,000	$4,000
(52302) Rental/Lease - Real Property	$32,666	$35,000	$35,000	$35,000
(52400) Membership & Dues	$63,612	$68,820	$68,820	$70,692
(52410) Meetings	$2,271	$3,500	$3,500	$3,500
(52415) Conferences	$11,950	$18,200	$18,200	$14,900
(52500) Education & Training	$10,670	$10,000	$10,000	$10,000
OPERATING EXP TOTAL	**$121,647**	**$139,520**	**$139,520**	**$138,092**
Professional Svcs				
(54900) PS - Other Prof Svcs	$108,102	$150,000	$228,435	$55,000
PROFESSIONAL SVCS TOTAL	**$108,102**	**$150,000**	**$228,435**	**$55,000**
TOTAL	**$1,228,680**	**$1,331,322**	**$1,409,757**	**$1,258,958**

POSITION FUNDING ALLOCATION DETAIL

100130 - City Manager's Office

Position Name	2027
Allocated FTE Count	
Management Analyst	1
Assistant to the City Manager	0.59
Principal Management Analyst	0.35
City Manager	0.8
Administrative Intern (PT)	1.75
Assistant City Manager	0.6
ALLOCATED FTE COUNT	**5.09**

Draft

140 - CITY CLERK

DEPARTMENT OVERVIEW

The City Clerk has the statutory duty to record the official minutes of all City Council meetings. The division maintains original resolutions and ordinances, is responsible for the management of all City records, public hearing notices and for the maintenance of the municipal code. This position also acts as the chief election officer for municipal elections.

Administrative and clerical support to the Council Members is also provided through the City Clerk's office.



Draft

CITY CLERK ORGANIZATIONAL CHART

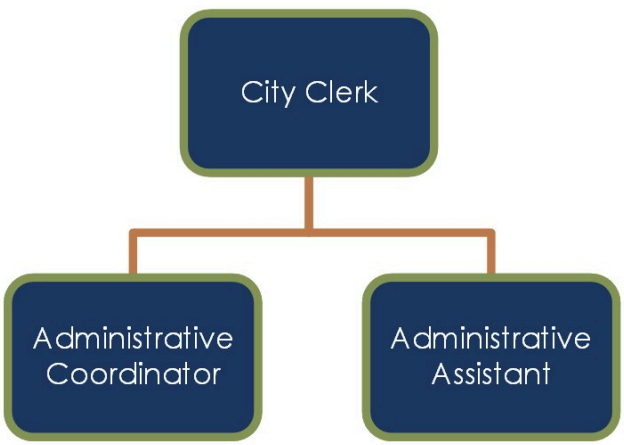

BUDGET DETAIL

100140 - City Clerk

	2024 - 25 Actual	2025-26 Adopted Budget	2025-26 Revised Budget	2026-27 Proposed Budget
Personnel Services				
(50010) Salaries	$293,590	$245,221	$245,221	$254,677
(50020) Over Time Wages	$1,823	$2,604	$2,604	$2,604
(50040) Classic Member Retiremnt	$54,188	$46,451	$46,451	$48,117
(50042) Classic Member Ual Pmts	$30,097	$36,649	$36,649	$41,309
(50050) City Paid Benefits	$4,132	$2,353	$2,353	$2,353
(50052) Worker's Compensation	$2,240	$2,102	$2,102	$2,430
(50054) Short/Long Term Disability	$1,247	$2,444	$2,444	$2,532
(50056) Medicare Expense	$4,712	$3,558	$3,558	$3,671
(50060) Benefit Allotment	$51,940	$43,494	$43,494	$45,864
(50072) Auto Allowance	$1,440	$1,440	$1,440	$1,440
(50074) Technology Allowance	$1,200	$1,200	$1,200	$1,200
PERSONNEL SERVICES TOTAL	**$446,610**	**$387,516**	**$387,516**	**$406,197**
Supplies				
(51200) Operating Supplies	$12,375	$14,500	$14,500	$14,500
(51300) Small Tools & Equipment	$0	$1,000	$1,000	$1,000
(51400) Promotional Supplies	$562	$3,000	$3,000	$3,000
SUPPLIES TOTAL	**$12,936**	**$18,500**	**$18,500**	**$18,500**
Operating Exp				
(52110) Printing	$6,959	$7,000	$7,000	$7,000
(52140) Engraving Services	$410	$1,000	$1,000	$1,000
(52160) Advertising	$2,523	$6,000	$6,000	$6,000
(52170) Postage	$10,178	$12,400	$12,400	$12,400
(52310) Equipment Maintenance	$465	$700	$700	$700
(52400) Membership & Dues	$725	$700	$700	$700
(52405) Publications	$259	$420	$420	$420
(52410) Meetings	$0	$1,000	$1,000	$1,000
(52415) Conferences	$2,662	$1,600	$1,600	$1,600
(52420) Mileage Reimbursement	$0	$200	$200	$200
(52500) Education & Training	$135	$1,100	$1,100	$1,100
(53530) Elections	$649	$2,000	$2,000	$250,000
OPERATING EXP TOTAL	**$24,966**	**$34,120**	**$34,120**	**$282,120**
Professional Svcs				
(54900) PS - Other Prof Svcs	$6,821	$13,400	$30,248	$13,400
PROFESSIONAL SVCS TOTAL	**$6,821**	**$13,400**	**$30,248**	**$13,400**
TOTAL	**$491,334**	**$453,536**	**$470,384**	**$720,217**

Draft

POSITION FUNDING ALLOCATION DETAIL

100140 - City Clerk

Position Name	2027
Allocated FTE Count	
Administrative Assistant	0.4
City Clerk	1
Administrative Coordinator	0.575
ALLOCATED FTE COUNT	**1.975**

Draft



City of Diamond Bar Budget

Fiscal Year 26/27

www.diamondbarca.gov

150 - ECONOMIC DEVELOPMENT

DIVISION OVERVIEW

The Economic Development division assists in the development and advancement of the local business community, and in the general promotion and marketing of the City of Diamond Bar.

Among the functions of this division is the facilitation of programs and activities that are designed to enhance business retention and business attraction efforts, and provide business resource assistance for existing and potential businesses.

The City Manager's Office leads the Economic Development division with support from the Community Development Department.



Draft

BUDGET DETAIL

100150 - Economic Development

	2024 - 25 Actual	2025-26 Adopted Budget	2025-26 Revised Budget	2026-27 Proposed Budget
Personnel Services				
(50010) Salaries	$231,988	$221,616	$221,616	$233,159
(50040) Classic Member Retiremnt	$40,490	$39,296	$39,296	$40,708
(50042) Classic Member Ual Pmts	$25,433	$31,051	$31,051	$35,000
(50044) Pepra Member Retiremnt	$660	$787	$787	$812
(50046) Pepra Member Ual Pmts	$34	$43	$43	$44
(50050) City Paid Benefits	$2,911	$1,386	$1,386	$1,386
(50052) Worker's Compensation	$3,598	$3,366	$3,366	$3,906
(50054) Short/Long Term Disability	$758	$2,168	$2,168	$2,246
(50056) Medicare Expense	$3,577	$3,219	$3,219	$3,257

	2024 - 25 Actual	2025-26 Adopted Budget	2025-26 Revised Budget	2026-27 Proposed Budget
(50060) Benefit Allotment	$28,172	$27,384	$27,384	$28,704
(50072) Auto Allowance	$1,200	$1,200	$1,200	$1,200
(50074) Technology Allowance	$750	$750	$750	$750
PERSONNEL SERVICES TOTAL	**$339,571**	**$332,266**	**$332,266**	**$351,172**
Supplies	$2,717	$4,000	$4,000	$4,000
Operating Exp				
(52110) Printing	$3,455	$5,750	$5,750	$5,000
(52160) Advertising	$1,325	$5,500	$5,500	$5,500
(52400) Membership & Dues	$6,295	$9,435	$9,435	$9,435
(52410) Meetings	$395	$6,000	$6,000	$4,000
(52415) Conferences	$1,384	$11,000	$11,000	$8,000
(52500) Education & Training	$2,207	$4,600	$4,600	$0
(52601) Shop Local Initiative	$34,504	$49,080	$49,080	$34,080
OPERATING EXP TOTAL	**$49,565**	**$91,365**	**$91,365**	**$66,015**
Professional Svcs				
(54900) PS - Other Prof Svcs	$13,751	$39,000	$112,500	$22,000
PROFESSIONAL SVCS TOTAL	**$13,751**	**$39,000**	**$112,500**	**$22,000**
Contract Services				
(55000) Cs - Contract Services	$9,901	$24,000	$24,000	$12,000
CONTRACT SERVICES TOTAL	**$9,901**	**$24,000**	**$24,000**	**$12,000**
TOTAL	**$415,504**	**$490,631**	**$564,131**	**$455,187**

Draft

POSITION FUNDING ALLOCATION DETAIL

100150 - Economic Development

Position Name	2027
Allocated FTE Count	
Management Analyst	0.1
Community Development Director	0.1
Assistant to the City Manager	0.05
Principal Management Analyst	0.35
City Manager	0.2
Assistant City Manager	0.3
ALLOCATED FTE COUNT	**1.1**

210 - FINANCE

DEPARTMENT OVERVIEW



The Finance Department administers the financial affairs of the City of Diamond Bar. Under the oversight of the Finance Director, the department manages the City's revenues, expenditures, budget, investments, purchasing, accounting, cashiering, and transit activities.

The Finance Department processes all financial transactions of the City. Specific activities include accounts payable, cash receipts, payroll, fixed assets, banking services, issuance of Metrolink train and Foothill Transit bus passes, budget preparation and administration, audits, financial reporting, issuance and management of City debt and financial administration of grants.

The Finance Department is also responsible for the safety, liquidity and maximization of the yields of the City's financial resources.

Draft

FINANCE ORGANIZATIONAL CHART

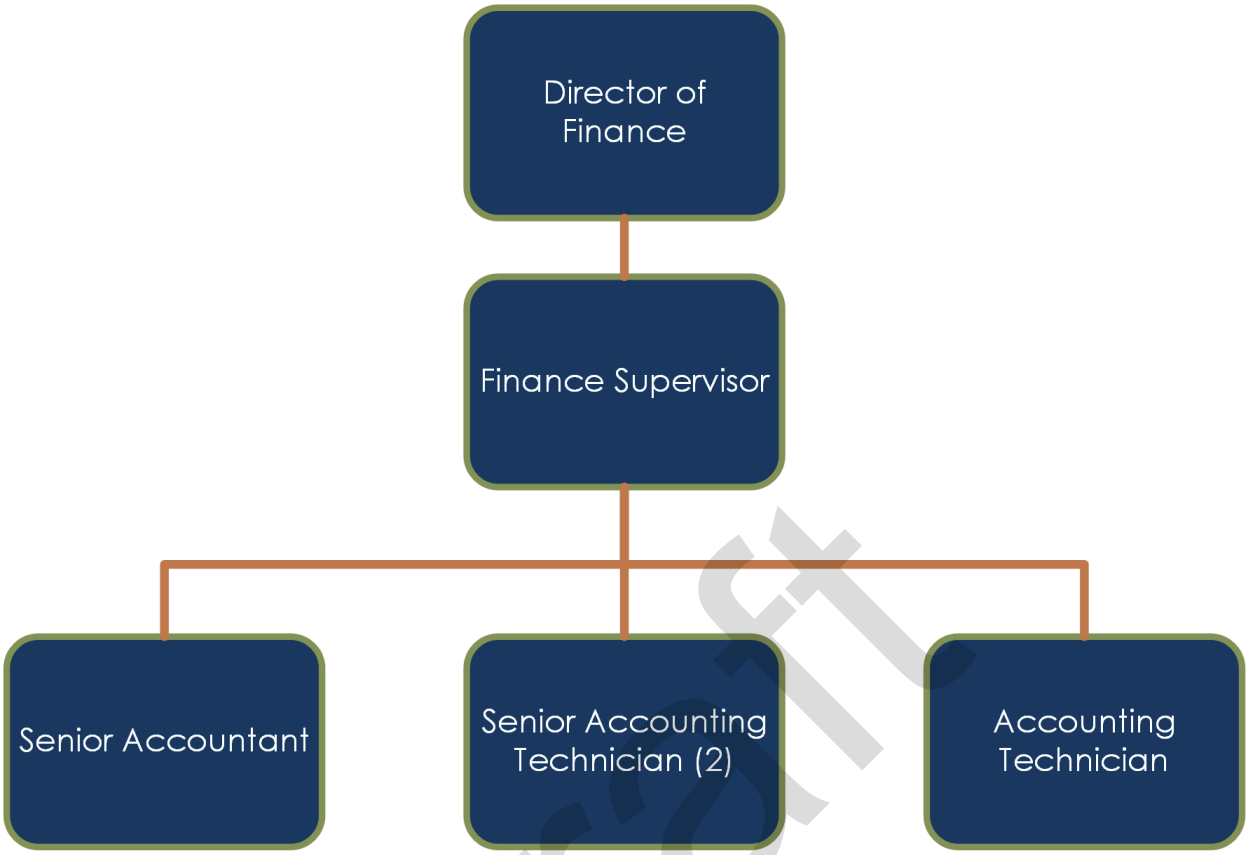

Draft

BUDGET DETAIL

100210 - Finance

	2024 - 25 Actual	2025-26 Adopted Budget	2025-26 Revised Budget	2026-27 Proposed Budget
Personnel Services				
(50010) Salaries	$540,309	$575,608	$575,608	$579,511
(50020) Over Time Wages	$3,617	$1,500	$1,500	$1,500
(50040) Classic Member Retiremnt	$68,415	$62,574	$62,574	$64,819
(50042) Classic Member Ual Pmts	$39,860	$48,066	$48,066	$54,179
(50044) Pepra Member Retiremnt	$12,709	$18,418	$18,418	$18,849
(50046) Pepra Member Ual Pmts	$814	$996	$996	$1,024
(50050) City Paid Benefits	$9,688	$4,984	$4,984	$4,873
(50052) Worker's Compensation	$4,968	$4,725	$4,725	$5,446
(50054) Short/Long Term Disability	$2,179	$5,494	$5,494	$5,673
(50056) Medicare Expense	$8,371	$7,965	$7,965	$8,226
(50060) Benefit Allotment	$94,736	$93,818	$93,818	$96,632
(50072) Auto Allowance	$2,925	$2,775	$2,775	$2,775
(50074) Technology Allowance	$1,170	$1,110	$1,110	$1,110
PERSONNEL SERVICES TOTAL	**$789,760**	**$828,033**	**$828,033**	**$844,617**
Supplies				

	2024 - 25 Actual	2025-26 Adopted Budget	2025-26 Revised Budget	2026-27 Proposed Budget
(51200) Operating Supplies	$3,287	$2,500	$2,500	$2,500
SUPPLIES TOTAL	**$3,287**	**$2,500**	**$2,500**	**$2,500**
Operating Exp				
(52110) Printing	$2,033	$3,200	$3,200	$2,200
(52160) Advertising	$0	$1,600	$1,600	$1,600
(52255) Banking Charges	$5,357	$6,200	$6,200	$6,200
(52400) Membership & Dues	$2,250	$3,025	$3,025	$3,025
(52405) Publications	$851	$850	$850	$860
(52410) Meetings	$284	$250	$250	$250
(52415) Conferences	$5,951	$9,300	$9,300	$9,300
(52420) Mileage Reimbursement	$34	$250	$250	$250
(52500) Education & Training	$2,184	$5,900	$5,900	$5,900
(53999) Miscellaneous Expenditures	$42	$0	$0	$0
OPERATING EXP TOTAL	**$18,986**	**$30,575**	**$30,575**	**$29,585**
Professional Svcs				
(54010) PS - Accounting & Auditing	$67,231	$76,750	$86,750	$92,800
(54900) PS - Other Prof Svcs	$20,575	$10,300	$10,300	$10,300
PROFESSIONAL SVCS TOTAL	**$87,807**	**$87,050**	**$97,050**	**$103,100**
TOTAL	**$899,839**	**$948,158**	**$958,158**	**$979,802**

POSITION FUNDING ALLOCATION DETAIL

100210 - Finance

Position Name	2027
Allocated FTE Count	
Senior Accounting Technician	1.225
Accounting Technician	0.28
Finance Director	0.925
Finance Supervisor	0.935
Senior Accountant	0.8
ALLOCATED FTE COUNT	**4.165**

Draft

220 - HUMAN RESOURCES & RISK MANAGEMENT

OVERVIEW

The Human Resources and Risk Management Division provides for the management of personnel services and risk management. Primary functions include the development, modification and management of all employee recruitment, classifications, compensation, education/training, employee relations, employee safety, worker's compensation and general liability claims. The Human Resources and Risk Management staff also act in an advisory capacity to the City Executive team on administrative matters that impact the workforce.



Draft

HUMAN RESOURCES ORGANIZATIONAL CHART



BUDGET DETAIL

100220 - Human Resources & Risk Management

	2024 - 25 Actual	2025-26 Adopted Budget	2025-26 Revised Budget	2026-27 Proposed Budget
Personnel Services				
(50010) Salaries	$250,211	$264,635	$274,635	$299,644
(50040) Classic Member Retiremnt	$47,190	$50,017	$50,017	$56,987
(50042) Classic Member Ual Pmts	$31,643	$39,471	$39,471	$48,949
(50050) City Paid Benefits	$4,678	$4,700	$4,700	$2,109
(50052) Worker's Compensation	$2,355	$2,263	$2,263	$2,880
(50054) Short/Long Term Disability	$1,107	$2,632	$2,632	$3,000
(50056) Medicare Expense	$5,050	$5,266	$5,266	$4,350
(50060) Benefit Allotment	$39,164	$44,040	$44,040	$46,440
(50062) Benefits Administration	-$3,841	$3,000	$3,000	$3,000
(50072) Auto Allowance	$1,320	$1,440	$1,440	$3,000
(50074) Technology Allowance	$1,100	$1,200	$1,200	$1,200
(50075) Performance Pay Incentive	$90,000	$90,000	$90,000	$90,000
PERSONNEL SERVICES TOTAL	**$469,976**	**$508,664**	**$518,664**	**$561,559**
Supplies				
(51200) Operating Supplies	$1,492	$2,000	$2,000	$2,000
(51300) Small Tools & Equipment	$6,452	$8,000	$3,900	$8,000
(51400) Promotional Supplies	$1,482	$2,000	$2,000	$2,000
SUPPLIES TOTAL	**$9,426**	**$12,000**	**$7,900**	**$12,000**
Operating Exp				
(52110) Printing	$122	$500	$100	$500
(52160) Advertising	$1,760	$5,000	$3,000	$5,000
(52400) Membership & Dues	$4,470	$4,475	$4,775	$4,475
(52405) Publications	$521	$500	$500	$500
(52410) Meetings	$1,357	$3,500	$3,500	$3,500
(52415) Conferences	$1,204	$2,000	$0	$2,000
(52420) Mileage Reimbursement	$0	$100	$100	$100
(52500) Education & Training	$5,227	$10,000	$10,000	$10,000
(52505) Employee Tuition Reimbursement	$2,500	$3,000	$1,500	$3,000
(52510) Employment Physicals	$8,802	$15,500	$15,500	$15,500
(52515) Miscellaneous Employee Benefit	$1,833	$2,500	$2,500	$2,500
(52520) Employee Recognition Program	$4,219	$4,000	$4,000	$4,000
OPERATING EXP TOTAL	**$32,016**	**$51,075**	**$45,475**	**$51,075**
Professional Svcs				
(54900) PS - Other Prof Svcs	$44,956	$42,500	$76,310	$42,500
PROFESSIONAL SVCS TOTAL	**$44,956**	**$42,500**	**$76,310**	**$42,500**
TOTAL	**$556,374**	**$614,239**	**$648,349**	**$667,134**

Draft

POSITION FUNDING ALLOCATION DETAIL

100220 - Human Resources & Risk Management

Position Name	2027
Allocated FTE Count	
Human Resources & Risk Director	1
Senior Human Resources Technician	1
ALLOCATED FTE COUNT	**2**

Draft



City of Diamond Bar Budget

Fiscal Year 26/27

www.diamondbarca.gov

230 - INFORMATION SYSTEMS

DEPARTMENT OVERVIEW

The Information Systems Division is responsible for the management and enhancement of the City's information technology including the evaluation, procurement, implementation, and maintenance of computer/network systems and software; including ongoing technical and software support/training to all the departments of the City. The service areas consist of: telephone & mobile systems, network services, application services, desktop services, digital access controls/cameras, and e-government.



Draft

INFORMATION SYSTEMS ORGANIZATIONAL CHART

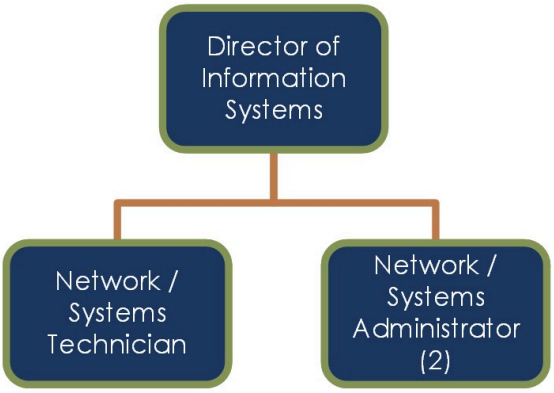

BUDGET DETAIL

100230 - Information Systems

	2024 - 25 Actual	2025-26 Adopted Budget	2025-26 Revised Budget	2026-27 Proposed Budget
Personnel Services				
(50010) Salaries	$565,068	$575,591	$575,591	$576,486
(50020) Over Time Wages	$0	$1,500	$1,500	$1,500
(50040) Classic Member Retiremnt	$89,573	$90,082	$90,082	$93,315
(50042) Classic Member Ual Pmts	$58,139	$71,142	$71,142	$80,189
(50044) Pepra Member Retiremnt	$6,443	$6,437	$6,437	$6,641
(50046) Pepra Member Ual Pmts	$301	$347	$347	$360
(50050) City Paid Benefits	$6,585	$3,977	$3,977	$3,977
(50052) Worker's Compensation	$9,242	$8,626	$8,626	$10,010
(50054) Short/Long Term Disability	$2,225	$5,541	$5,541	$5,740
(50056) Medicare Expense	$8,419	$8,359	$8,359	$8,323
(50060) Benefit Allotment	$78,977	$82,917	$82,917	$87,417
(50072) Auto Allowance	$3,000	$2,850	$2,850	$2,850
(50074) Technology Allowance	$3,600	$3,390	$3,390	$3,390
PERSONNEL SERVICES TOTAL	**$831,573**	**$860,759**	**$860,759**	**$880,198**
Supplies				
(51200) Operating Supplies	$20,183	$28,000	$36,000	$39,000
(51300) Small Tools & Equipment	$117	$2,500	$2,500	$2,500
SUPPLIES TOTAL	**$20,300**	**$30,500**	**$38,500**	**$41,500**
Operating Exp				
(52100) Photocopying	$0	$8,000	$8,000	$8,000
(52200) Telephone	$98,137	$94,400	$136,400	$142,800
(52310) Equipment Maintenance	$0	$3,300	$3,300	$3,500
(52314) Computer Maintenance	$575,271	$598,700	$598,700	$639,050
(52400) Membership & Dues	$1,953	$2,200	$2,200	$2,200
(52410) Meetings	$40	$500	$500	$500
(52415) Conferences	$4,604	$6,000	$6,000	$6,000
(52420) Mileage Reimbursement	$0	$100	$100	$100

Draft

	2024 - 25 Actual	2025-26 Adopted Budget	2025-26 Revised Budget	2026-27 Proposed Budget
(52500) Education & Training	$0	$1,500	$1,500	$1,500
OPERATING EXP TOTAL	**$680,005**	**$714,700**	**$756,700**	**$803,650**
Professional Svcs				
(54030) PS - Data Processing Services	$45,415	$44,500	$44,500	$44,500
(54900) PS - Other Prof Svcs	$47,414	$57,500	$57,500	$57,500
PROFESSIONAL SVCS TOTAL	**$92,829**	**$102,000**	**$102,000**	**$102,000**
Contract Services				
(55000) Cs - Contract Services	$11,838	$33,700	$33,700	$33,700
CONTRACT SERVICES TOTAL	**$11,838**	**$33,700**	**$33,700**	**$33,700**
TOTAL	**$1,636,544**	**$1,741,659**	**$1,791,659**	**$1,861,048**

POSITION FUNDING ALLOCATION DETAIL

100230 - Information Systems

Position Name	2027
Allocated FTE Count	
Network/Systems Administrator	1.875
Network/Systems Technician	0.925
Information Systems Director	0.95
ALLOCATED FTE COUNT	**3.75**

Draft

240 - COMMUNITY RELATIONS

OVERVIEW



The Community Relations Division provides an ongoing program of public information, which is designed to inform and educate community residents and business owners about the City's activities, programs, and policies. A variety of methods and materials are utilized to disseminate information including the City's monthly Community Newsletter, which provides current news and information; the City's web site; the local government access cable channel; local advertising; media releases and advisories; special publications; and community events.

The Community Relations Division is also responsible for the general marketing and promotion of the City at the local, regional and national levels, and provides assistance in support of economic development activities. The Division is also engaged in the facilitation of programs that recognize the efforts of individuals and organizations that contribute to the enhancement and general well being of the community.

Draft

Community Relations Organizational Chart

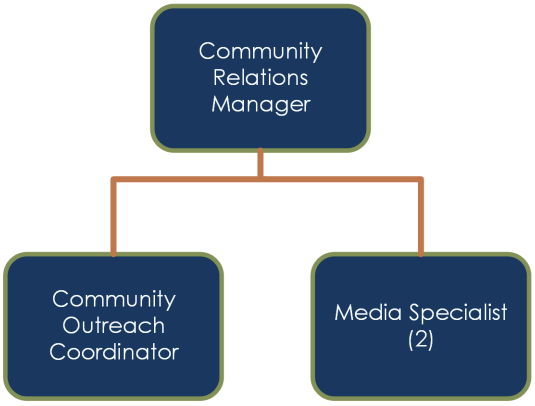

BUDGET DETAIL

100240 - Community Relations

	2024-25 Actual	2025-26 Adopted Budget	2025-26 Revised Budget	2026-27 Proposed Budget
Personnel Services				
(50010) Salaries	$388,801	$367,738	$367,738	$388,205
(50020) Over Time Wages	$8,817	$6,000	$6,000	$6,000
(50040) Classic Member Retiremnt	$25,169	$35,786	$35,786	$37,069
(50042) Classic Member Ual Pmts	$29,279	$28,228	$28,228	$31,818
(50044) Pepra Member Retiremnt	$17,453	$13,801	$13,801	$14,634
(50046) Pepra Member Ual Pmts	$665	$746	$746	$794
(50050) City Paid Benefits	$5,168	$3,805	$3,805	$3,805
(50052) Worker's Compensation	$8,440	$6,763	$6,763	$7,886
(50054) Short/Long Term Disability	$1,856	$3,596	$3,596	$3,775
(50056) Medicare Expense	$6,065	$5,334	$5,334	$5,474
(50060) Benefit Allotment	$69,356	$72,648	$72,648	$76,608
(50072) Auto Allowance	$1,404	$1,296	$1,296	$1,296
(50074) Technology Allowance	$1,080	$1,500	$1,500	$1,500
PERSONNEL SERVICES TOTAL	**$563,553**	**$547,241**	**$547,241**	**$578,864**
Supplies				
(51200) Operating Supplies	$8,614	$21,100	$21,100	$19,600
(51300) Small Tools & Equipment	$1,437	$1,200	$1,200	$1,200
(51400) Promotional Supplies	$26,374	$32,500	$32,500	$32,500
SUPPLIES TOTAL	**$36,424**	**$54,800**	**$54,800**	**$53,300**
Operating Exp				
(52110) Printing	$93,981	$111,200	$111,200	$111,200
(52130) Photography	$1,419	$9,250	$9,250	$9,250
(52160) Advertising	$11,307	$13,250	$13,249	$12,500
(52170) Postage	$75,000	$55,000	$55,000	$55,000
(52302) Rental/Lease - Real Property	$0	$13,800	$13,800	$13,800
(52400) Membership & Dues	$2,489	$2,540	$2,540	$2,445
(52405) Publications	$0	$500	$500	$500
(52410) Meetings	$0	$1,200	$1,200	$1,200
(52415) Conferences	$6,227	$8,000	$8,000	$6,300
(52420) Mileage Reimbursement	$0	$200	$200	$200
(52500) Education & Training	$1,407	$4,500	$4,500	$4,500
OPERATING EXP TOTAL	**$191,831**	**$219,440**	**$219,439**	**$216,895**
Professional Svcs				
(54900) PS - Other Prof Svcs	$66,379	$156,500	$156,500	$71,400

Draft

	2024-25 Actual	2025-26 Adopted Budget	2025-26 Revised Budget	2026-27 Proposed Budget
PROFESSIONAL SVCS TOTAL	**$66,379**	**$156,500**	**$156,500**	**$71,400**
Contract Services				
(55000) Cs - Contract Services	$17,569	$3,500	$3,500	$3,500
CONTRACT SERVICES TOTAL	**$17,569**	**$3,500**	**$3,500**	**$3,500**
TOTAL	**$875,756**	**$981,481**	**$981,480**	**$923,959**

POSITION FUNDING ALLOCATION DETAIL

100240 - Community Relations

Position Name	2027
Allocated FTE Count	
Community Relations Coordinator	0.85
Community Relations Manager	0.7
Media Specialist	1.75
ALLOCATED FTE COUNT	**3.3**

Draft



City of Diamond Bar Budget

Fiscal Year 26/27

www.diamondbarca.gov

620 - CIVIC CENTER

OVERVIEW

The Civic Center Division has been established to account for expenditures related to the operation of the City Hall building. This includes the budget for the utilities, maintenance and salaries related to both City Hall and the County Library.



Draft

BUDGET DETAIL

100620 - Civic Center

	2024-25 Actual	2025-26 Adopted Budget	2025-26 Revised Budget	2026-27 Proposed Budget
Personnel Services				
(50010) Salaries	$80,653	$121,994	$121,994	$125,349
(50020) Over Time Wages	$10	$2,500	$2,500	$2,500
(50040) Classic Member Retiremnt	$12,973	$15,433	$15,433	$15,987
(50042) Classic Member Ual Pmts	$10,105	$12,180	$12,180	$13,729
(50044) Pepra Member Retiremnt	$842	$3,055	$3,055	$3,151
(50046) Pepra Member Ual Pmts	$138	$165	$165	$171
(50050) City Paid Benefits	$812	$1,163	$1,163	$1,163
(50052) Worker's Compensation	$3,568	$3,302	$3,302	$3,818
(50054) Short/Long Term Disability	$331	$1,191	$1,191	$1,234
(50056) Medicare Expense	$1,215	$1,776	$1,776	$1,789
(50060) Benefit Allotment	$11,415	$23,166	$23,166	$24,426
(50072) Auto Allowance	$222	$222	$222	$222
(50074) Technology Allowance	$120	$120	$120	$120
PERSONNEL SERVICES TOTAL	**$122,402**	**$186,267**	**$186,267**	**$193,659**
Supplies				

	2024-25 Actual	2025-26 Adopted Budget	2025-26 Revised Budget	2026-27 Proposed Budget
(51200) Operating Supplies	$41,722	$51,000	$51,000	$55,000
(51300) Small Tools & Equipment	$1,586	$2,000	$2,000	$2,000
SUPPLIES TOTAL	**$43,308**	**$53,000**	**$53,000**	**$57,000**
Operating Exp				
(52210) Electric Utility Expenditure	$202,856	$200,000	$200,000	$220,000
(52215) Gas Utility Expenditure	$9,511	$10,000	$10,000	$10,000
(52220) Water Utility Expenditure	$14,524	$15,000	$15,000	$15,000
(52300) Rental/Lease - Equipmnt	$0	$2,000	$2,000	$2,000
(52320) Maint Of Grounds/Buildings	$279,820	$319,600	$335,100	$333,100
(52400) Membership & Dues	$31,923	$45,000	$45,000	$35,000
OPERATING EXP TOTAL	**$538,634**	**$591,600**	**$607,100**	**$615,100**
Professional Svcs	$0	$0	$120,000	$0
Capital Outlay Exp				
(56120) Furniture & Fixtures Exp	$6,610	$2,000	$2,000	$2,000
CAPITAL OUTLAY EXP TOTAL	**$6,610**	**$2,000**	**$2,000**	**$2,000**
TOTAL	**$710,954**	**$832,867**	**$968,367**	**$867,759**

POSITION FUNDING ALLOCATION DETAIL

100620 - Civic Center

Position Name	2027
Allocated FTE Count	
Public Works Director/City Engineer	0.05
Public Works Manager/Assistant City Engineer	0.05
Senior Maintenance Worker	0.4
Facilities Maintenance Supervisor	0.5
Parks & Maintenance Superintendent	0.05
ALLOCATED FTE COUNT	**1.05**

Draft



City of Diamond Bar Budget

Fiscal Year 26/27

www.diamondbarca.gov

PUBLIC SAFETY

DIVISION OVERVIEW

The City Manager's Office is responsible for the overall coordination of the City's Public Safety division, with support from the Public Works Department. Public Safety subdivisions are comprised of Law Enforcement (includes Los Angeles County Sheriff's Dept, Crossing Guard, and Parking Citations Administration), Emergency Preparedness, Animal Control, Fire Protection, and Volunteer Programs.

Below is the combined budget for Public Safety. Budgeted expenditure detail for each of the subdivisions are shown on the following pages.



Draft

PUBLIC SAFETY DIVISION BUDGET

Public Safety

	2024 - 25 Actual	2025-26 Adopted Budget	2025-26 Revised Budget	2026-27 Proposed Budget
Supplies				
(51200) Operating Supplies	$12,227	$28,000	$28,000	$28,000
(51300) Small Tools & Equipment	$2,000	$2,500	$3,500	$3,500
SUPPLIES TOTAL	**$14,227**	**$30,500**	**$31,500**	**$31,500**
Operating Exp				
(52200) Telephone	$10,478	$10,500	$11,500	$11,500
(52210) Electric Utility Expenditure	$0	$500	$500	$500
(52300) Rental/Lease - Equipmnt	$945	$1,000	$1,000	$1,000
(52302) Rental/Lease - Real Property	$400	$400	$400	$400
(52310) Equipment Maintenance	$6,011	$8,000	$9,500	$9,500
(52400) Membership & Dues	$3,478	$3,860	$3,860	$4,760

	2024 - 25 Actual	2025-26 Adopted Budget	2025-26 Revised Budget	2026-27 Proposed Budget
(52410) Meetings	$159	$3,000	$3,000	$3,000
(52500) Education & Training	$0	$2,000	$2,000	$2,000
(53500) Criminal Apprehension Reward	$0	$2,500	$2,500	$1,500
(53510) Public Safety Outreach	$5,519	$12,500	$12,500	$10,000
OPERATING EXP TOTAL	**$26,990**	**$44,260**	**$46,760**	**$44,160**
Professional Svcs				
(54900) PS - Other Prof Svcs	$177,923	$178,500	$178,500	$8,500
PROFESSIONAL SVCS TOTAL	**$177,923**	**$178,500**	**$178,500**	**$8,500**
Contract Services				
(55400) Cs - Sheriff's Department	$7,984,309	$8,603,590	$8,603,590	$8,888,490
(55402) Cs-Sheriff - Special Events	$177,817	$212,000	$212,000	$192,000
(55404) Cs - Animal Control	$463,359	$556,800	$556,800	$572,300
(55406) Cs - Fire Department	$7,359	$8,000	$8,000	$8,000
(55408) Cs - Parking Citation Admin	$24,253	$32,500	$32,500	$32,500
(55410) Cs - Wild Animal Control	$323	$7,500	$7,500	$7,500
(55412) Cs - Crossing Guard Services	$252,801	$289,800	$289,800	$289,800
CONTRACT SERVICES TOTAL	**$8,910,221**	**$9,710,190**	**$9,710,190**	**$9,990,590**
TOTAL	**$9,129,361**	**$9,963,450**	**$9,966,950**	**$10,074,750**

Draft

310 - LAW ENFORCEMENT

OVERVIEW

The City of Diamond Bar contracts with the Los Angeles County Sheriff's Department for law enforcement services.



General law enforcement provides an assortment of deputies to provide law enforcement services including crime prevention and traffic enforcement, specialized suppression patrols and undercover operations, neighborhood watch and community relations, and the general enforcement of laws. Additionally, the law enforcement budget includes funds for additional as-needed special operations, as-needed aero bureau patrols, the City's fingerprint program, and funding for the City's Report for Reward program.

This division also includes contract services for crossing guards and the administration of the City's parking citations. With the passage of AB408, Cities are now required to issue and collect their own parking citations. The City is currently under contract with DataTicket, Inc. for the administration of parking citations.

Draft

LOS ANGELES COUNTY SHERIFF'S DEPARTMENT CONTRACT

TYPE OF SERVICE Quantity

General Law Units:
One-Man 56 Hour 10
One-Man 40 Hour 1
One-Man 40 Hour Non-Relief (Special Problems) 5
Community Service Assistant w/Vehicle 1

Special Investigations As Requested
Helicopter Patrol As Required
Fingerprint Program As Required

Draft

BUDGET DETAIL

100310 - Law Enforcement

	2024 - 25 Actual	2025-26 Adopted Budget	2025-26 Revised Budget	2026-27 Proposed Budget
Supplies				
(51200) Operating Supplies	$1,678	$4,000	$4,000	$4,000
(51300) Small Tools & Equipment	$2,000	$2,500	$3,500	$3,500
SUPPLIES TOTAL	**$3,678**	**$6,500**	**$7,500**	**$7,500**
Operating Exp				
(52310) Equipment Maintenance	$1,769	$2,500	$4,000	$4,000
(53500) Criminal Apprehension Reward	$0	$2,500	$2,500	$1,500
(53510) Public Safety Outreach	$5,519	$5,000	$5,000	$2,500
OPERATING EXP TOTAL	**$7,287**	**$10,000**	**$11,500**	**$8,000**
Professional Svcs	$165,000	$170,000	$170,000	$0
Contract Services				
(55400) Cs - Sheriff's Department	$7,984,309	$8,603,590	$8,603,590	$8,888,490
(55402) Cs-Sheriff - Special Events	$177,817	$212,000	$212,000	$192,000
(55408) Cs - Parking Citation Admin	$24,253	$32,500	$32,500	$32,500
(55412) Cs - Crossing Guard Services	$252,801	$289,800	$289,800	$289,800
CONTRACT SERVICES TOTAL	**$8,439,180**	**$9,137,890**	**$9,137,890**	**$9,402,790**
TOTAL	**$8,615,145**	**$9,324,390**	**$9,326,890**	**$9,418,290**



City of Diamond Bar Budget

Fiscal Year 26/27

www.diamondbarca.gov

320 - VOLUNTEER PROGRAM

OVERVIEW

The Community Volunteer Patrol Program was established in FY 94/95. This program is coordinated by the Los Angeles County Sheriff's Department and provides general support to law enforcement personnel. Diamond Bar Community Volunteer Patrol members routinely patrol the community and are responsible for reporting any suspicious activity and/or problems to the Sheriff's Department. In addition to their patrol activities, other assignments performed by the Community Volunteer Patrol include vacation and business security checks, park and special event security, graffiti watch, community relations, and other non-hazardous duties.



Draft

BUDGET DETAIL

100320 - Volunteer Patrol

	2024 - 25 Actual	2025-26 Adopted Budget	2025-26 Revised Budget	2026-27 Proposed Budget
Supplies				
(51200) Operating Supplies	$22	$1,000	$1,000	$1,000
SUPPLIES TOTAL	**$22**	**$1,000**	**$1,000**	**$1,000**
Operating Exp				
(52410) Meetings	$159	$3,000	$3,000	$3,000
OPERATING EXP TOTAL	**$159**	**$3,000**	**$3,000**	**$3,000**
TOTAL	**$181**	**$4,000**	**$4,000**	**$4,000**



City of Diamond Bar Budget

Fiscal Year 26/27

www.diamondbarca.gov

330 - FIRE PROTECTION

OVERVIEW

The City is a part of the Consolidated Fire Protection District. The district provides fire and emergency medical services. Upon incorporation, the City became responsible for fire protection within the City boundaries, therefore the City assumed wildland fire protection. This has required additional resources to be used by the Consolidated Fire Protection District. It is a responsibility of the City to pay annually for these added costs.



Draft

BUDGET DETAIL

100330 - Fire Protection

	2024 - 25 Actual	2025-26 Adopted Budget	2025-26 Revised Budget	2026-27 Proposed Budget
Contract Services				
(55406) Cs - Fire Department	$7,359	$8,000	$8,000	$8,000
CONTRACT SERVICES TOTAL	**$7,359**	**$8,000**	**$8,000**	**$8,000**
TOTAL	**$7,359**	**$8,000**	**$8,000**	**$8,000**



City of Diamond Bar Budget

Fiscal Year 26/27

www.diamondbarca.gov

340 - ANIMAL CONTROL

OVERVIEW

Animal Control provides for the care, protection, and control of animals that stray from their homes or are abused by their owners. This service, currently under contract with the Inland Valley Humane Society, includes enforcement of leash laws and the provision of a shelter for homeless animals.

In addition to the services rendered by the Humane Society, the City has been called upon to assist in the control of coyotes within the City. Additional funding has been included to fund these activities.



Draft

BUDGET DETAIL

100340 - Animal Control

	2024 - 25 Actual	2025-26 Adopted Budget	2025-26 Revised Budget	2026-27 Proposed Budget
Operating Exp	$0	$7,500	$7,500	$7,500
Contract Services				
(55404) Cs - Animal Control	$463,359	$556,800	$556,800	$572,300
(55410) Cs - Wild Animal Control	$323	$7,500	$7,500	$7,500
CONTRACT SERVICES TOTAL	**$463,682**	**$564,300**	**$564,300**	**$579,800**
TOTAL	**$463,682**	**$571,800**	**$571,800**	**$587,300**

350 - EMERGENCY PREPAREDNESS

OVERVIEW

The preservation of life and property is an inherent responsibility of local, state and federal governments. The City of Diamond Bar has prepared several planning and response documents, which serve as the basis for the City's emergency organization and emergency operations.

The primary objective is to enhance the overall capability of government to respond to emergencies. This is accomplished by incorporating the policies, principles, concepts and procedures contained within the City’s emergency plans into an efficient organization capable of responding adequately in the face of any disaster.



Draft

BUDGET DETAIL

100350 - Emergency Preparedness

	2024 - 25 Actual	2025-26 Adopted Budget	2025-26 Revised Budget	2026-27 Proposed Budget
Supplies				
(51200) Operating Supplies	$10,527	$23,000	$23,000	$23,000
SUPPLIES TOTAL	**$10,527**	**$23,000**	**$23,000**	**$23,000**
Operating Exp				
(52200) Telephone	$10,478	$10,500	$11,500	$11,500
(52210) Electric Utility Expenditure	$0	$500	$500	$500
(52300) Rental/Lease - Equipmnt	$945	$1,000	$1,000	$1,000
(52302) Rental/Lease - Real Property	$400	$400	$400	$400
(52310) Equipment Maintenance	$4,242	$5,500	$5,500	$5,500
(52400) Membership & Dues	$3,478	$3,860	$3,860	$4,760
(52500) Education & Training	$0	$2,000	$2,000	$2,000
OPERATING EXP TOTAL	**$19,543**	**$23,760**	**$24,760**	**$25,660**
Professional Svcs				
(54900) PS - Other Prof Svcs	$12,923	$8,500	$8,500	$8,500
PROFESSIONAL SVCS TOTAL	**$12,923**	**$8,500**	**$8,500**	**$8,500**
TOTAL	**$42,993**	**$55,260**	**$56,260**	**$57,160**

Draft



City of Diamond Bar Budget

Fiscal Year 26/27

www.diamondbarca.gov

COMMUNITY DEVELOPMENT

DEPARTMENT OVERVIEW

The Community Development Department is comprised of three Divisions: Planning, Building and Safety, Neighborhood Improvement. The Department implements regulations and policies intended to foster the orderly growth and well-being of the community. With a strong emphasis on upholding construction standards and preserving the quality of life for residents and businesses, the department is dedicated to shaping Diamond Bar's future as set forth in the General Plan. In addition to planning, permit services and code enforcement functions, the Department also oversees business licensing and manages the Community Development Block Grant (CDBG) program.



Below is the combined budget for the department. Budgeted expenditure details for each division is shown in the following pages.

Draft

COMMUNITY DEVELOPMENT ORGANIZATIONAL CHART

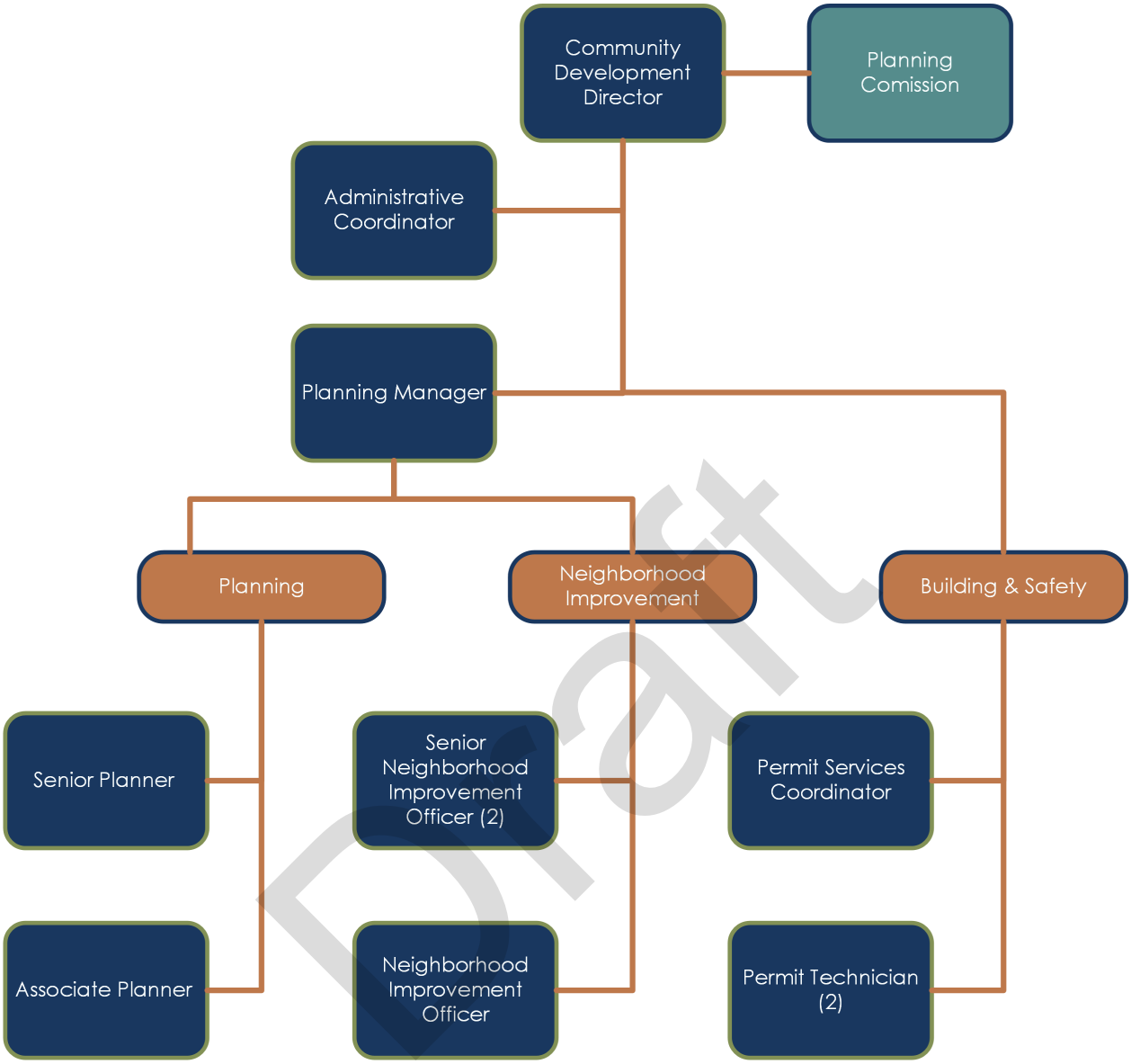

Draft

COMMUNITY DEVELOPMENT DEPARTMENT BUDGET

Community Development Department Summary

	2024 - 25 Actual	2025-26 Adopted Budget	2025-26 Revised Budget	2026-27 Proposed Budget
Personnel Services	$1,696,872	$1,827,782	$1,728,232	$1,951,411
Supplies	$2,500	$4,600	$6,700	$4,600
Operating Exp	$70,369	$76,695	$73,695	$81,195
Contract Services	$776,883	$685,500	$994,500	$1,219,570
TOTAL	**$2,546,623**	**$2,594,577**	**$2,803,127**	**$3,256,776**

Draft

410 - PLANNING

DIVISION OVERVIEW



The Planning Division is responsible for the functions related to current and long-term (“advance”) planning, and administers the Community Development Block Grant Program.

The Planning Division prepares and updates the City’s General Plan to guide Diamond Bar’s long-term growth and preservation of the community’s quality of life. The Division administers and updates the zoning and subdivision ordinances, which are the primary tools used to implement the General Plans land use and development goals, objectives and policies. The planners provide information and assistance to the public by explaining the City’s zoning regulations, and reviewing all land use, development and business license applications, and performing inspections to ensure compliance with regulations and conditions of approval. For projects requiring Planning Commission and City Council review, the Planning Division serves as those bodies’ technical staff, and provides recommendations based on analysis of environmental, land use compatibility and design factors.

The Planning Division also supports the economic development efforts of the City. It updates and maintains records for the general public and coordinates projects and programs with other governmental agencies.

Draft

BUDGET DETAIL

100410 - Planning

	2024 - 25 Actual	2025-26 Adopted Budget	2025-26 Revised Budget	2026-27 Proposed Budget
Personnel Services				
(50010) Salaries	$616,530	$585,841	$585,841	$631,079
(50020) Over Time Wages	$785	$5,000	$5,000	$5,000
(50040) Classic Member Retiremnt	$89,367	$92,902	$92,902	$96,235
(50042) Classic Member Ual Pmts	$60,011	$73,335	$73,335	$82,661
(50044) Pepra Member Retiremnt	$8,116	$6,644	$6,644	$7,192
(50046) Pepra Member Ual Pmts	$448	$358	$358	$390
(50050) City Paid Benefits	$8,207	$4,713	$4,713	$4,713
(50052) Worker's Compensation	$11,928	$10,350	$10,350	$12,113
(50054) Short/Long Term Disability	$2,593	$5,712	$5,712	$5,960
(50056) Medicare Expense	$9,567	$8,507	$8,507	$8,642
(50060) Benefit Allotment	$92,455	$96,636	$96,636	$101,916
(50072) Auto Allowance	$2,940	$2,940	$2,940	$2,940
(50074) Technology Allowance	$1,800	$1,800	$1,800	$1,800
PERSONNEL SERVICES TOTAL	**$904,747**	**$894,738**	**$894,738**	**$960,641**
Supplies				
(51200) Operating Supplies	$1,227	$1,200	$3,300	$1,200
SUPPLIES TOTAL	**$1,227**	**$1,200**	**$3,300**	**$1,200**
Operating Exp				
(52160) Advertising	$3,001	$3,000	$5,000	$3,000
(52400) Membership & Dues	$2,201	$2,000	$2,000	$2,100
(52410) Meetings	$76	$400	$400	$400
(52415) Conferences	$3,365	$2,600	$2,600	$7,000
(52420) Mileage Reimbursement	$0	$300	$300	$300
(52500) Education & Training	$0	$600	$600	$600
(52525) Commissioner Compensation	$3,380	$5,000	$4,000	$5,000
OPERATING EXP TOTAL	**$12,022**	**$13,900**	**$14,900**	**$18,400**
TOTAL	**$917,996**	**$909,838**	**$912,938**	**$980,241**

Draft

POSITION FUNDING ALLOCATION DETAIL

100410 - Planning

Position Name	2027
Allocated FTE Count	
Associate Planner	1
Senior Planner	1
Community Development Director	0.5
Planning Manager	1
Administrative Coordinator	0.9
ALLOCATED FTE COUNT	**4.4**



City of Diamond Bar Budget

Fiscal Year 26/27

www.diamondbarca.gov

420 - BUILDING & SAFETY

DIVISION OVERVIEW

The Building and Safety Division is responsible for the protection of public health and safety through the enforcement of Building Codes and other related codes. This Division provides for Building and Safety plan check, permit issuance, and inspection services. Much of the plan check and inspections are provided through contract services.



Draft

BUDGET DETAIL

100420 - Building & Safety

	2024 - 25 Actual	2025-26 Adopted Budget	2025-26 Revised Budget	2026-27 Proposed Budget
Personnel Services				
(50010) Salaries	$222,180	$288,864	$238,864	$304,201
(50020) Over Time Wages	$14,260	$250	$700	$250
(50040) Classic Member Retiremnt	$24,029	$24,930	$24,930	$25,818
(50042) Classic Member Ual Pmts	$16,212	$19,521	$19,521	$22,004
(50044) Pepra Member Retiremnt	$6,962	$12,472	$12,472	$13,477
(50046) Pepra Member Ual Pmts	$598	$672	$672	$729
(50050) City Paid Benefits	$4,849	$3,534	$3,534	$3,534
(50052) Worker's Compensation	$3,081	$2,817	$2,817	$3,335
(50054) Short/Long Term Disability	$1,184	$2,845	$2,845	$3,024
(50056) Medicare Expense	$3,558	$4,190	$4,190	$4,385
(50060) Benefit Allotment	$56,753	$68,850	$68,850	$72,630
(50072) Auto Allowance	$450	$450	$450	$450
(50074) Technology Allowance	$180	$180	$180	$180

	2024 - 25 Actual	2025-26 Adopted Budget	2025-26 Revised Budget	2026-27 Proposed Budget
PERSONNEL SERVICES TOTAL	**$354,296**	**$429,575**	**$380,025**	**$454,017**
Supplies				
(51200) Operating Supplies	$201	$1,200	$1,200	$1,200
SUPPLIES TOTAL	**$201**	**$1,200**	**$1,200**	**$1,200**
Operating Exp				
(52255) Banking Charges	$45,264	$43,000	$43,000	$43,000
(52302) Rental/Lease - Real Property	$10,024	$11,200	$11,200	$11,200
(52500) Education & Training	$0	$900	$900	$900
OPERATING EXP TOTAL	**$55,288**	**$55,100**	**$55,100**	**$55,100**
Contract Services				
(55100) Cs - Building & Safety	$729,272	$620,000	$925,000	$1,149,870
CONTRACT SERVICES TOTAL	**$729,272**	**$620,000**	**$925,000**	**$1,149,870**
TOTAL	**$1,139,057**	**$1,105,875**	**$1,361,325**	**$1,660,187**

POSITION FUNDING ALLOCATION DETAIL

100420 - Building & Safety

Position Name	2027
Allocated FTE Count	
Permit Services Coordinator	1
Community Development Director	0.15
Permit Technician	2
ALLOCATED FTE COUNT	**3.15**

Draft



City of Diamond Bar Budget

Fiscal Year 26/27

www.diamondbarca.gov

430 - NEIGHBORHOOD IMPROVEMENT

DIVISION OVERVIEW

The City's Neighborhood Improvement Officers work proactively to investigate Municipal Code violations and in response to complaints filed by concerned residents, business operators or property owners. The Diamond Bar Municipal Code is based on high standards set by the residents and business owners to ensure an attractive and well-maintained community. It is the responsibility of the Neighborhood Improvement Officers to make sure the community conforms to the standards set by the code.



Draft

BUDGET DETAIL

100430 - Neighborhood Improvement

	2024 - 25 Actual	2025-26 Adopted Budget	2025-26 Revised Budget	2026-27 Proposed Budget
Personnel Services				
(50010) Salaries	$303,339	$352,650	$302,650	$377,572
(50020) Over Time Wages	$1,256	$5,000	$5,000	$5,000
(50040) Classic Member Retiremnt	$16,280	$17,073	$17,073	$17,686
(50042) Classic Member Ual Pmts	$11,178	$13,475	$13,475	$15,189
(50044) Pepra Member Retiremnt	$16,777	$20,915	$20,915	$21,578
(50046) Pepra Member Ual Pmts	$979	$1,130	$1,130	$1,170
(50050) City Paid Benefits	$5,457	$3,783	$3,783	$3,783
(50052) Worker's Compensation	$7,129	$6,529	$6,529	$7,582
(50054) Short/Long Term Disability	$1,454	$3,494	$3,494	$3,620
(50056) Medicare Expense	$5,339	$5,116	$5,116	$5,249
(50060) Benefit Allotment	$67,590	$73,254	$73,254	$77,274
(50072) Auto Allowance	$750	$750	$750	$750

	2024 - 25 Actual	2025-26 Adopted Budget	2025-26 Revised Budget	2026-27 Proposed Budget
(50074) Technology Allowance	$300	$300	$300	$300
PERSONNEL SERVICES TOTAL	**$437,829**	**$503,469**	**$453,469**	**$536,753**
Supplies				
(51200) Operating Supplies	$999	$1,200	$1,200	$1,200
(51300) Small Tools & Equipment	$72	$1,000	$1,000	$1,000
SUPPLIES TOTAL	**$1,071**	**$2,200**	**$2,200**	**$2,200**
Operating Exp				
(52110) Printing	$525	$1,600	$1,600	$1,600
(52400) Membership & Dues	$610	$945	$945	$945
(52410) Meetings	$0	$450	$450	$450
(52415) Conferences	$1,477	$4,000	$0	$4,000
(52420) Mileage Reimbursement	$0	$100	$100	$100
(52500) Education & Training	$447	$600	$600	$600
OPERATING EXP TOTAL	**$3,058**	**$7,695**	**$3,695**	**$7,695**
Contract Services				
(55130) CS-Short Term Rental Monitoring	$0	$5,500	$5,500	$5,700
(55110) Cs-Code Enforcement	$6,686	$10,000	$10,000	$10,000
(55120) Cs-Property Abatement	$4,025	$10,000	$10,000	$10,000
(55540) Cs - Graffiti Removal	$36,900	$40,000	$44,000	$44,000
CONTRACT SERVICES TOTAL	**$47,611**	**$65,500**	**$69,500**	**$69,700**
TOTAL	**$489,569**	**$578,864**	**$528,864**	**$616,348**

Draft

POSITION FUNDING ALLOCATION DETAIL

100430 - Neighborhood Improvement

Position Name	2027
Allocated FTE Count	
Administrative Assistant	0.3
Neighborhood Improvement Officer	0.9
Senior Neighborhood Improvement Officer	1.8
Community Development Director	0.25
Administrative Coordinator	0.1
ALLOCATED FTE COUNT	**3.35**

PARKS & RECREATION

OVERVIEW

The Parks & Recreation Department administers the recreation program which includes activities and events that strengthen the community's fabric, health and well-being, economic base, and security. This includes community events, enrichment programs, athletics, excursions, activities, and facilities for residents of all ages.



Diamond Bar residents have long valued neighborhood, community and regional parks, and open natural spaces where they can relax, walk, meditate, play, enjoy family time, and seek renewal.

Below is the combined budget for the Parks & Recreation department which includes expenditures for Recreation Programs and the Diamond Bar Center. These divisions are also separately shown on the following pages.

Draft

PARKS & RECREATION ORGANIZATIONAL CHART

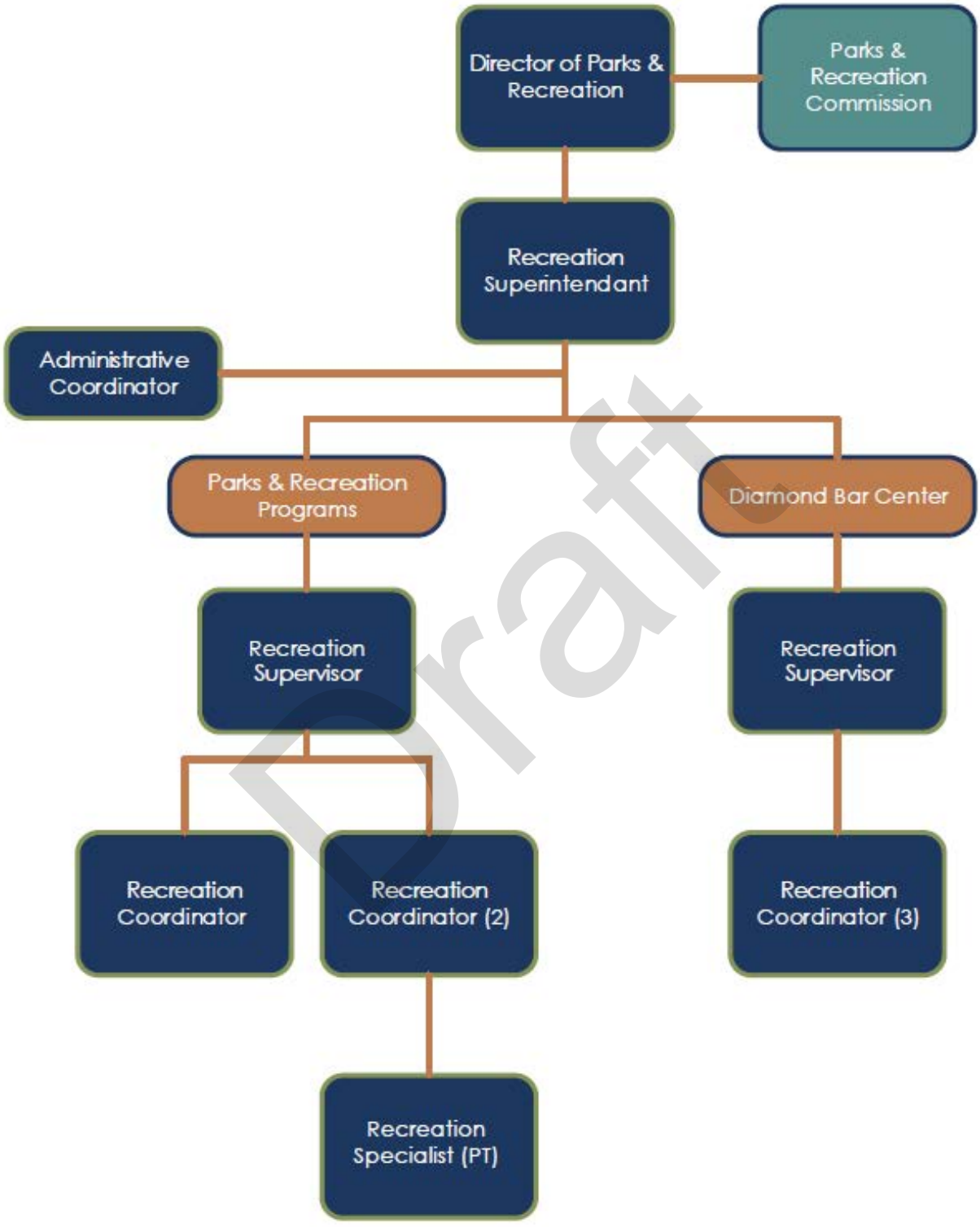

Draft

PARKS & RECREATION DEPARTMENT BUDGET

Parks & Rec Department Summary

	2024-25 Actual	2025-26 Adopted Budget	2025-26 Revised Budget	2026-27 Proposed Budget
Personnel Services	$2,766,118	$2,944,890	$2,974,890	$3,064,148
Supplies	$149,813	$185,950	$185,450	$163,000
Operating Exp	$375,083	$490,948	$490,948	$509,948
Professional Svcs	$42,238	$22,600	$14,600	$23,850
Contract Services	$647,416	$854,450	$884,450	$757,550
Capital Outlay Exp	$0	$25,000	$25,000	$30,000
Misc Expenditures	$0	$0	$6,000	$7,000
TOTAL	**$3,980,669**	**$4,523,838**	**$4,581,338**	**$4,555,496**

Draft

510 - DIAMOND BAR CENTER

OVERVIEW

The extraordinary Diamond Bar Center, located in picturesque Summitridge Park, is owned and operated by the City of Diamond Bar. The Center features impressive banquet and meeting rooms with breathtaking views of the San Gabriel Valley. The 22,500 square foot facility is the perfect setting for wedding receptions, formal dinner gatherings, corporate seminars, training or meetings, and a multitude of other community events. Designed in the modern Craftsman style architecture theme, the Center is equipped with state-of-the-art multimedia capabilities and a full catering kitchen. Colorful gardens, a meandering stream and look-out points enjoy the beautiful vistas that surround the Center to make this exceptional facility the perfect choice for your next special event.



Draft

BUDGET DETAIL

100510 - Diamond Bar Center

	2024-25 Actual	2025-26 Adopted Budget	2025-26 Revised Budget	2026-27 Proposed Budget
Personnel Services				
(50010) Salaries	$345,344	$384,813	$384,813	$405,785
(50020) Over Time Wages	$758	$2,000	$2,000	$1,500
(50030) Part-Time Wages	$448,495	$450,000	$450,000	$450,000
(50040) Classic Member Retiremnt	$45,096	$47,814	$47,814	$50,558
(50042) Classic Member Ual Pmts	$31,269	$37,714	$37,714	$43,397
(50044) Pepra Member Retiremnt	$7,882	$9,802	$9,802	$10,445
(50046) Pepra Member Ual Pmts	$428	$528	$528	$566
(50050) City Paid Benefits	$3,803	$3,601	$3,601	$3,601
(50052) Worker's Compensation	$9,459	$8,828	$8,828	$10,443
(50054) Short/Long Term Disability	$1,432	$3,728	$3,728	$3,959
(50056) Medicare Expense	$11,726	$10,890	$10,890	$5,740
(50060) Benefit Allotment	$59,720	$68,853	$68,853	$72,603
(50072) Auto Allowance	$1,722	$3,444	$3,444	$1,722
(50074) Technology Allowance	$1,050	$2,100	$2,100	$1,050
PERSONNEL SERVICES TOTAL	**$968,185**	**$1,034,115**	**$1,034,115**	**$1,061,369**
Supplies				
(51200) Operating Supplies	$14,345	$14,400	$14,400	$14,400
(51210) Janitorial Supplies	$28,718	$30,000	$30,000	$30,000
(51300) Small Tools & Equipment	$15,114	$2,500	$2,500	$2,500
SUPPLIES TOTAL	**$58,177**	**$46,900**	**$46,900**	**$46,900**
Operating Exp				
(52110) Printing	$11,247	$13,000	$13,000	$11,000
(52160) Advertising	$31,359	$36,500	$36,500	$37,500
(52210) Electric Utility Expenditure	$92,098	$120,000	$120,000	$132,000
(52215) Gas Utility Expenditure	$10,961	$9,000	$9,000	$9,000
(52220) Water Utility Expenditure	$6,785	$6,500	$6,500	$6,500
(52300) Rental/Lease - Equipmnt	$0	$2,000	$2,000	$2,000
(52304) Rental/Lease - Exhibit Space	$6,263	$8,000	$8,000	$9,000
(52310) Equipment Maintenance	$30,848	$51,000	$51,000	$54,500
(52320) Maint Of Grounds/Buildings	$75,593	$92,000	$92,000	$92,000
(52415) Conferences	$2,256	$3,250	$3,250	$2,500
OPERATING EXP TOTAL	**$267,411**	**$341,250**	**$341,250**	**$356,000**
Professional Svcs				
(54900) PS - Other Prof Svcs	$15,246	$21,850	$13,850	$23,100
PROFESSIONAL SVCS TOTAL	**$15,246**	**$21,850**	**$13,850**	**$23,100**
Contract Services				
(55300) Cs - Special Events	$2,777	$7,000	$7,000	$7,750
(55330) Cs - Security	$48,815	$75,000	$75,000	$75,000
(55505) Cs - Pw Contract Services	$182,246	$209,500	$209,500	$209,000
CONTRACT SERVICES TOTAL	**$233,839**	**$291,500**	**$291,500**	**$291,750**
Capital Outlay Exp				
(56116) Equipment	$0	$25,000	$25,000	$30,000
CAPITAL OUTLAY EXP TOTAL	**$0**	**$25,000**	**$25,000**	**$30,000**
TOTAL	**$1,542,858**	**$1,760,615**	**$1,752,615**	**$1,809,119**

Draft

POSITION ALLOCATION FUNDING DETAIL

100510 - Diamond Bar Center

Position Name	2027
Allocated FTE Count	
Parks & Maintenance Superintendent	0.05
Recreation Coordinator	0.25
Parks & Recreation Director	0.5
Public Works Manager/Assistant City Engineer	0.05
Recreation Superintendent	0.25
Facilities Maintenance Supervisor	0.475
Public Works Director/City Engineer	0.05
Recreation Supervisor	0.3
Recreation Coordinator-Seniors	0.55
Recreation Coordinator-DBC	0.25
Senior Maintenance Worker	0.4
ALLOCATED FTE COUNT	**3.125**

Draft



City of Diamond Bar Budget

Fiscal Year 26/27

www.diamondbarca.gov

520 - RECREATION

OVERVIEW

The Parks and Recreation Department administers the recreation program which inclues activities and events that strengthen the community's fabric, health and well-being, economic base, and security. This includes community events, enrichment programs, athletics, excursions, activities, and facilities for residents of all ages.

Diamond Bar residents have long valued neighborhood, community and regional parks, and open natural spaces where they can relax, walk, meditate, play, enjoy family time, and seek renewal.



Draft

BUDGET DETAIL

100520 - Recreation

	2024-25 Actual	2025-26 Adopted Budget	2025-26 Revised Budget	2026-27 Proposed Budget
Personnel Services				
(50010) Salaries	$946,461	$967,298	$997,298	$1,070,042
(50020) Over Time Wages	$2,408	$7,050	$7,050	$4,245
(50030) Part-Time Wages	$346,223	$406,125	$406,125	$364,837
(50040) Classic Member Retiremnt	$99,805	$101,079	$101,079	$98,806
(50042) Classic Member Ual Pmts	$66,392	$79,689	$79,689	$84,722
(50044) Pepra Member Retiremnt	$35,448	$38,326	$38,326	$46,913
(50046) Pepra Member Ual Pmts	$1,711	$2,063	$2,063	$2,333
(50050) City Paid Benefits	$12,381	$12,541	$12,541	$12,840
(50052) Worker's Compensation	$23,434	$21,875	$21,875	$26,732
(50054) Short/Long Term Disability	$4,463	$10,053	$10,053	$11,030
(50056) Medicare Expense	$20,461	$16,520	$16,520	$16,297
(50060) Benefit Allotment	$235,228	$241,016	$241,016	$260,412
(50072) Auto Allowance	$1,500	$3,000	$3,000	$1,500
(50074) Technology Allowance	$2,020	$4,140	$4,140	$2,070
PERSONNEL SERVICES TOTAL	**$1,797,933**	**$1,910,775**	**$1,940,775**	**$2,002,779**
Supplies				
(51200) Operating Supplies	$90,819	$128,900	$128,400	$105,950
(51300) Small Tools & Equipment	$817	$10,150	$10,150	$10,150
SUPPLIES TOTAL	**$91,636**	**$139,050**	**$138,550**	**$116,100**
Operating Exp				
(52110) Printing	$16,422	$31,548	$31,548	$23,548
(52160) Advertising	$329	$6,000	$6,000	$4,000
(52255) Banking Charges	$2,273	$2,500	$2,500	$2,900
(52300) Rental/Lease - Equipmnt	$2,789	$0	$0	$0
(52302) Rental/Lease - Real Property	$55,790	$68,000	$68,000	$82,250
(52400) Membership & Dues	$2,935	$4,050	$4,050	$3,400
(52405) Publications	$0	$100	$100	$100
(52410) Meetings	$494	$1,000	$1,000	$750
(52415) Conferences	$5,878	$7,500	$7,500	$7,500
(52420) Mileage Reimbursement	$4	$500	$500	$500
(52500) Education & Training	$3,216	$6,000	$6,000	$6,500
(52525) Commissioner Compensation	$855	$1,500	$1,500	$1,500
(53520) Admissions - Youth Activities	$16,687	$21,000	$21,000	$21,000
OPERATING EXP TOTAL	**$107,673**	**$149,698**	**$149,698**	**$153,948**
Professional Svcs				
(54900) PS - Other Prof Svcs	$26,992	$750	$750	$750
PROFESSIONAL SVCS TOTAL	**$26,992**	**$750**	**$750**	**$750**
Contract Services				
(55300) Cs - Special Events	$180,513	$251,800	$251,800	$118,450
(55305) Cs - Athletic Programs	$5,304	$6,000	$6,000	$6,000
(55310) Cs - Senior Programs	$32,165	$48,350	$48,350	$49,100
(55315) Cs - Youth Programs	$4,370	$10,000	$10,000	$10,750
(55320) Cs - Contract Classes	$172,026	$224,000	$254,000	$260,000
(55330) Cs - Security	$2,169	$2,800	$2,800	$1,500
(55402) Cs-Sheriff - Special Events	$17,029	$20,000	$20,000	$20,000
CONTRACT SERVICES TOTAL	**$413,577**	**$562,950**	**$592,950**	**$465,800**
Misc Expenditures	$0	$0	$6,000	$7,000
TOTAL	**$2,437,811**	**$2,763,223**	**$2,828,723**	**$2,746,377**

Draft

POSITION ALLOCATION FUNDING DETAIL

100520 - Recreation

Position Name	2027
Allocated FTE Count	
Recreation Coordinator	2.75
Parks & Recreation Director	0.5
Recreation Coordinator-Sports	1
Recreation Superintendent	0.75
Recreation Supervisor	1.7
Rec Specialist PT (30 hr/wk) NEW 26-27	0.75
Recreation Coordinator-DBC2	1
Recreation Coordinator-Seniors	0.45
Recreation Coordinator-DBC	0.75
Senior Maintenance Worker	0.5
Administrative Coordinator	1.1
ALLOCATED FTE COUNT	**11.25**

Draft

PUBLIC WORKS

DEPARTMENT OVERVIEW



The Public Works Department is committed to providing for the efficient operation of public works systems and programs. The vital services include: planning, designing, constructing, and monitoring the City's roadways and sidewalk infrastructure as well as sewer and storm drain systems; overseeing traffic management/control systems and traffic signal timing programs; maintaining and repairing all City buildings and fleet of vehicles and equipment; maintaining public parks/public property and Landscape Assessment Districts' medians, parkways, mini parks, slopes, and open space; managing the engineering design and construction of the City's robust capital improvements program; reviewing/planning and permitting land development activities and subdivisions; and managing environmental programs such as the National Pollutant Discharge Elimination System (NPDES).

The Department budget consists of Public Works Administration, Engineering, Road Maintenance, Parks and Facilities Maintenance, and Landscape Maintenance. Public Works is also actively involved in representing community's interests on significant regional issues, such as storm water and transportation.

Below is the combined budget for the Public Works department which includes expenditures for Public Works Administration, Engineering, Civic Center, Parks & Facilities Maintenance, Landscape Maintenance, and Road Maintenance divisions. These divisions are also separately shown on the following pages.

Draft

PUBLIC WORKS ORGANIZATIONAL CHART

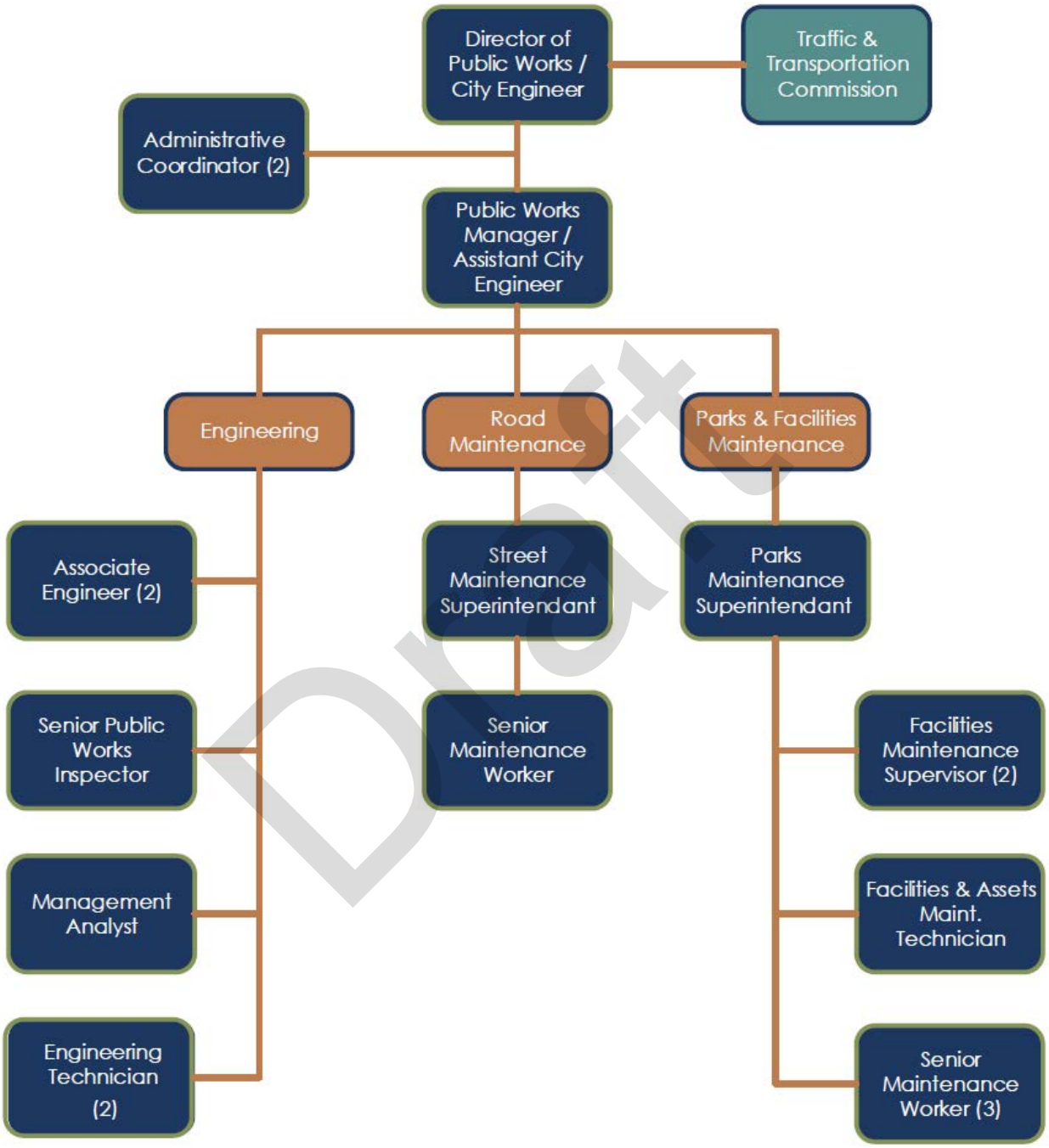

Draft

PUBLIC WORKS DEPARTMENT BUDGET

Public Works Department Summary

	2024-25 Actual	2025-26 Adopted Budget	2025-26 Revised Budget	2026-27 Proposed Budget
Personnel Services	$2,083,764	$2,300,946	$2,239,098	$2,401,852
Supplies	$124,366	$194,200	$194,200	$172,700
Operating Exp	$1,405,492	$1,377,685	$1,393,185	$1,353,535
Professional Svcs	$167,188	$329,800	$629,800	$305,300
Contract Services	$1,972,667	$2,322,300	$2,415,300	$2,281,060
Capital Outlay Exp	$49,012	$42,000	$42,000	$44,000
TOTAL	**$5,802,489**	**$6,566,931**	**$6,913,583**	**$6,558,447**

Draft

610 - PUBLIC WORKS ADMINISTRATION

DIVISION OVERVIEW



The Public Works Department is committed to providing for the efficient operation of public works systems and programs. The vital services include: planning, designing, constructing, and monitoring the City's roadways and sidewalk infrastructure as well as sewer and storm drain systems; overseeing traffic management/control systems and traffic signal timing programs; maintaining and repairing all City buildings and fleet of vehicles and equipment; maintaining public parks/public property and Landscape Assessment Districts' medians, parkways, mini parks, slopes, and open space; managing the engineering design and construction of the City's robust capital improvements program; reviewing/planning and permitting land development activities and subdivisions; and managing environmental programs such as the National Pollutant Discharge Elimination System (NPDES).

The Department budget consists of Public Works Administration, Engineering, Road Maintenance, Parks and Facilities Maintenance, and Landscape Maintenance. Public Works is also actively involved in representing community's interests on significant regional issues, such as storm water and transportation.

Draft

BUDGET DETAIL

100610 - Public Works Administration

	2024-25 Actual	2025-26 Adopted Budget	2025-26 Revised Budget	2026-27 Proposed Budget
Personnel Services				
(50010) Salaries	$399,990	$374,116	$359,116	$385,618
(50020) Over Time Wages	$215	$500	$500	$500
(50040) Classic Member Retiremnt	$51,432	$49,127	$49,127	$50,890
(50042) Classic Member Ual Pmts	$31,992	$38,780	$38,780	$43,711
(50044) Pepra Member Retiremnt	$9,895	$8,801	$8,801	$8,883
(50046) Pepra Member Ual Pmts	$413	$477	$477	$484
(50050) City Paid Benefits	$6,304	$2,842	$2,842	$2,842
(50052) Worker's Compensation	$7,281	$6,717	$6,717	$7,742
(50054) Short/Long Term Disability	$1,716	$3,682	$3,682	$3,790
(50056) Medicare Expense	$5,868	$5,439	$5,439	$5,495
(50060) Benefit Allotment	$63,101	$56,580	$56,580	$59,670
(50072) Auto Allowance	$2,109	$2,109	$2,109	$2,109
(50074) Technology Allowance	$1,140	$1,800	$1,800	$1,140
PERSONNEL SERVICES TOTAL	**$581,456**	**$550,970**	**$535,970**	**$572,874**
Supplies				
(51200) Operating Supplies	$1,569	$6,000	$6,000	$6,000
(51300) Small Tools & Equipment	$1,339	$1,500	$1,500	$1,500
SUPPLIES TOTAL	**$2,908**	**$7,500**	**$7,500**	**$7,500**
Operating Exp				
(52110) Printing	$909	$2,000	$2,000	$2,000
(52160) Advertising	$1,405	$1,500	$1,500	$1,500
(52400) Membership & Dues	$1,067	$3,385	$3,385	$3,385
(52405) Publications	$1,268	$1,500	$1,500	$1,500
(52410) Meetings	$1,420	$1,000	$1,000	$1,000
(52415) Conferences	$1,843	$9,500	$9,500	$9,500
(52420) Mileage Reimbursement	$257	$500	$500	$500
(52500) Education & Training	$775	$5,000	$5,000	$5,000
(52525) Commissioner Compensation	$720	$1,350	$1,350	$1,350
(53999) Miscellaneous Expenditures	$40	$0	$0	$0
OPERATING EXP TOTAL	**$9,703**	**$25,735**	**$25,735**	**$25,735**
Professional Svcs				
(54200) PS - Environmental Services	$5,700	$30,000	$30,000	$0
(54400) PS - Engineering	$42,231	$0	$45,000	$0
(54900) PS - Other Prof Svcs	$4,026	$4,000	$4,000	$4,500
PROFESSIONAL SVCS TOTAL	**$51,958**	**$34,000**	**$79,000**	**$4,500**
Contract Services				
(55550) Cs - Industrial Waste Services	$44,646	$50,000	$50,000	$50,000
CONTRACT SERVICES TOTAL	**$44,646**	**$50,000**	**$50,000**	**$50,000**
TOTAL	**$690,671**	**$668,205**	**$698,205**	**$660,609**

Draft

POSITION ALLOCATION FUNDING DETAIL

100610 - Public Works Administration

Position Name	2027
Allocated FTE Count	
Public Works Manager/Assistant City Engineer	0.475
Engineering Technician	0.3
Associate Engineer	0.5
Senior Public Works Inspector	0.15
Public Works Director/City Engineer	0.475
Administrative Coordinator	0.675
ALLOCATED FTE COUNT	**2.575**

Draft



City of Diamond Bar Budget

Fiscal Year 26/27

www.diamondbarca.gov

615 - ENGINEERING

DIVISION OVERVIEW



The Public Works Department is committed to providing for the efficient operation of public works systems and programs. The vital services include: planning, designing, constructing, and monitoring the City's roadways and sidewalk infrastructure as well as sewer and storm drain systems; overseeing traffic management/control systems and traffic signal timing programs; maintaining and repairing all City buildings and fleet of vehicles and equipment; maintaining public parks/public property and Landscape Assessment Districts' medians, parkways, mini parks, slopes, and open space; managing the engineering design and construction of the City's robust capital improvements program; reviewing/planning and permitting land development activities and subdivisions; and managing environmental programs such as the National Pollutant Discharge Elimination System (NPDES). The Department budget consists of Public Works Administration, Engineering, Road Maintenance, Parks and Facilities Maintenance, and Landscape Maintenance. Public Works is also actively involved in representing community's interests on significant regional issues, such as storm water and transportation.

Draft

BUDGET DETAIL

100615 - Engineering

	2024 - 25 Actual	2025-26 Adopted Budget	2025-26 Revised Budget	2026-27 Proposed Budget
Personnel Services				
(50010) Salaries	$190,476	$300,241	$285,241	$310,898
(50020) Over Time Wages	$55	$1,500	$1,500	$1,500
(50040) Classic Member Retiremnt	$26,642	$30,737	$30,737	$31,839
(50042) Classic Member Ual Pmts	$19,806	$24,254	$24,254	$27,338
(50044) Pepra Member Retiremnt	$3,787	$11,166	$11,166	$11,322
(50046) Pepra Member Ual Pmts	$442	$603	$603	$614
(50050) City Paid Benefits	$4,153	$2,990	$2,990	$2,990
(50052) Worker's Compensation	$6,145	$6,124	$6,124	$7,050
(50054) Short/Long Term Disability	$873	$3,003	$3,003	$3,086
(50056) Medicare Expense	$2,850	$4,354	$4,354	$4,475
(50060) Benefit Allotment	$33,296	$50,676	$50,676	$62,316
(50072) Auto Allowance	$666	$666	$666	$666
(50074) Technology Allowance	$360	$360	$360	$360
PERSONNEL SERVICES TOTAL	**$289,551**	**$436,674**	**$421,674**	**$464,454**
Operating Exp	$321	$0	$0	$0
Professional Svcs				
(54400) PS - Engineering	$60,290	$130,500	$130,500	$130,500
(54410) PS - Traffic	$54,613	$115,000	$115,000	$115,000
(54420) PS - Plan Checking	$328	$20,000	$20,000	$20,000
(54430) PS - Soils/Surveying	$0	$20,000	$20,000	$30,000
(54440) PS - Inspection	$0	$10,300	$10,300	$5,300
PROFESSIONAL SVCS TOTAL	**$115,230**	**$295,800**	**$295,800**	**$300,800**
TOTAL	**$405,102**	**$732,474**	**$717,474**	**$765,254**

Draft

POSITION ALLOCATION FUNDING DETAIL

100615 - Engineering

Position Name	2027
Allocated FTE Count	
Engineering Tech (Fmly Public Works Inspector)	1
Public Works Manager/Assistant City Engineer	0.15
Engineering Technician	0.3
Associate Engineer	0.5
Senior Public Works Inspector	0.4
Public Works Director/City Engineer	0.15
Administrative Coordinator	0.2
ALLOCATED FTE COUNT	**2.7**

630 - PARKS & FACILITIES MAINTENANCE

DIVISION OVERVIEW



The Public Works Department is committed to providing for the efficient operation of public works systems and programs. The vital services include: planning, designing, constructing, and monitoring the City's roadways and sidewalk infrastructure as well as sewer and storm drain systems; overseeing traffic management/control systems and traffic signal timing programs; maintaining and repairing all City buildings and fleet of vehicles and equipment; maintaining public parks/public property and Landscape Assessment Districts' medians, parkways, mini parks, slopes, and open space; managing the engineering design and construction of the City's robust capital improvements program; reviewing/planning and permitting land development activities and subdivisions; and managing environmental programs such as the National Pollutant Discharge Elimination System (NPDES).

Draft

BUDGET DETAIL

100630 - Parks & Facilities Maintenance

	2024-25 Actual	2025-26 Adopted Budget	2025-26 Revised Budget	2026-27 Proposed Budget
Personnel Services				
(50010) Salaries	$406,253	$387,466	$387,466	$401,120
(50020) Over Time Wages	$1,619	$8,000	$8,000	$8,000
(50030) Part-Time Wages	$0	$16,848	$0	$16,848
(50040) Classic Member Retiremnt	$37,547	$35,532	$35,532	$36,807
(50042) Classic Member Ual Pmts	$23,266	$28,042	$28,042	$31,608
(50044) Pepra Member Retiremnt	$15,676	$15,180	$15,180	$15,661
(50046) Pepra Member Ual Pmts	$698	$819	$819	$849
(50050) City Paid Benefits	$6,100	$3,499	$3,499	$3,499
(50052) Worker's Compensation	$10,399	$9,593	$9,593	$11,071
(50054) Short/Long Term Disability	$1,821	$3,752	$3,752	$3,887
(50056) Medicare Expense	$6,163	$5,864	$5,864	$5,880
(50060) Benefit Allotment	$80,758	$77,508	$77,508	$81,738
(50072) Auto Allowance	$222	$222	$222	$222
(50074) Technology Allowance	$120	$120	$120	$120
PERSONNEL SERVICES TOTAL	**$590,644**	**$592,445**	**$575,597**	**$617,310**
Supplies				
(51200) Operating Supplies	$32,772	$45,700	$45,700	$40,200
(51300) Small Tools & Equipment	$4,998	$5,000	$5,000	$10,000
SUPPLIES TOTAL	**$37,770**	**$50,700**	**$50,700**	**$50,200**
Operating Exp				
(52210) Electric Utility Expenditure	$53,875	$58,000	$58,000	$61,000
(52215) Gas Utility Expenditure	$2,459	$5,200	$5,200	$3,500
(52220) Water Utility Expenditure	$416,906	$314,700	$314,700	$264,700
(52300) Rental/Lease - Equipmnt	$7,497	$7,500	$7,500	$7,500
(52320) Maint Of Grounds/Buildings	$240,579	$215,500	$215,500	$216,500
(52400) Membership & Dues	$1,098	$1,450	$1,450	$1,500
(52415) Conferences	$1,820	$5,000	$5,000	$5,000
OPERATING EXP TOTAL	**$724,234**	**$607,350**	**$607,350**	**$559,700**
Contract Services				
(55000) Cs - Contract Services	$6,264	$0	$0	$0
(55505) Cs - Pw Contract Services	$287,092	$422,500	$515,500	$595,260
CONTRACT SERVICES TOTAL	**$293,356**	**$422,500**	**$515,500**	**$595,260**
Capital Outlay Exp				
(56110) Buildings/Facilities Exp	$5,314	$0	$0	$0
(56116) Equipment	$37,089	$40,000	$40,000	$42,000
CAPITAL OUTLAY EXP TOTAL	**$42,402**	**$40,000**	**$40,000**	**$42,000**
TOTAL	**$1,688,405**	**$1,712,995**	**$1,789,147**	**$1,864,470**

Draft

POSITION ALLOCATION FUNDING DETAIL

100630 - Parks & Facilities Maintenance

Position Name	2027
Allocated FTE Count	
Parks & Maintenance Superintendent	0.5
Public Works Manager/Assistant City Engineer	0.05
Maintenance Worker (PT)	0.45
Facilities Maintenance Supervisor	0.85
Public Works Director/City Engineer	0.05
Facilities & Asset Maintenance Technician	0.5
Senior Maintenance Worker	0.7
Administrative Coordinator	0.875
ALLOCATED FTE COUNT	**3.975**

Draft

645 - LANDSCAPE MAINTENANCE

DIVISION OVERVIEW

The Public Works Department is committed to providing for the efficient operation of public works systems and programs. The vital services include: planning, designing, constructing, and monitoring the City's roadways and sidewalk infrastructure as well as sewer and storm drain systems; overseeing traffic management/control systems and traffic signal timing programs; maintaining and repairing all City buildings and fleet of vehicles and equipment; maintaining public parks/public property and Landscape Assessment Districts' medians, parkways, mini parks, slopes, and open space; managing the engineering design and construction of the City's robust capital improvements program; reviewing/planning and permitting land development activities and subdivisions; and managing environmental programs such as the National Pollutant Discharge Elimination System (NPDES).



Draft

BUDGET DETAIL

100645 - Landscape Maintenance

	2024 - 25 Actual	2025-26 Adopted Budget	2025-26 Revised Budget	2026-27 Proposed Budget
Contract Services				
(55522) Cs - Tree Maintenance	$300,961	$378,800	$378,800	$328,800
(55528) Cs - Pkwy/Vegetation Control	$37,356	$44,000	$44,000	$0
CONTRACT SERVICES TOTAL	**$338,317**	**$422,800**	**$422,800**	**$328,800**
TOTAL	**$338,317**	**$422,800**	**$422,800**	**$328,800**

655 - ROAD MAINTENANCE

DIVISION OVERVIEW

The Public Works Department is committed to providing for the efficient operation of public works systems and programs. The vital services include: planning, designing, constructing, and monitoring the City's roadways and sidewalk infrastructure as well as sewer and storm drain systems; overseeing traffic management/control systems and traffic signal timing programs; maintaining and repairing all City buildings and fleet of vehicles and equipment; maintaining public parks/public property and Landscape Assessment Districts' medians, parkways, mini parks, slopes, and open space; managing the engineering design and construction of the City's robust capital improvements program; reviewing/planning and permitting land development activities and subdivisions; and managing environmental programs such as the National Pollutant Discharge Elimination System (NPDES).



Draft

BUDGET DETAIL

100655 - Road Maintenance

	2024-25 Actual	2025-26 Adopted Budget	2025-26 Revised Budget	2026-27 Proposed Budget
Personnel Services				
(50010) Salaries	$333,123	$357,016	$342,016	$364,658
(50020) Over Time Wages	$2,926	$3,500	$3,500	$3,500
(50040) Classic Member Retiremnt	$35,769	$37,349	$37,349	$38,689
(50042) Classic Member Ual Pmts	$24,244	$29,479	$29,479	$33,227
(50044) Pepra Member Retiremnt	$11,245	$12,425	$12,425	$12,897
(50046) Pepra Member Ual Pmts	$560	$670	$670	$698
(50050) City Paid Benefits	$7,642	$3,174	$3,174	$3,174
(50052) Worker's Compensation	$10,324	$9,657	$9,657	$11,229
(50054) Short/Long Term Disability	$1,500	$3,505	$3,505	$3,641
(50056) Medicare Expense	$4,889	$5,182	$5,182	$5,279
(50060) Benefit Allotment	$66,806	$71,949	$71,949	$75,879
(50072) Auto Allowance	$444	$444	$444	$444
(50074) Technology Allowance	$240	$240	$240	$240
PERSONNEL SERVICES TOTAL	**$499,711**	**$534,590**	**$519,590**	**$553,555**
Supplies				
(51200) Operating Supplies	$2,022	$3,000	$3,000	$3,000
(51250) Road Maintenance Supplies	$36,071	$70,000	$70,000	$50,000
(51300) Small Tools & Equipment	$2,286	$10,000	$10,000	$5,000
SUPPLIES TOTAL	**$40,380**	**$83,000**	**$83,000**	**$58,000**
Operating Exp				
(52210) Electric Utility Expenditure	$117,124	$132,000	$132,000	$132,000
(52300) Rental/Lease - Equipmnt	$9,566	$15,000	$15,000	$15,000
(52310) Equipment Maintenance	$5,911	$6,000	$6,000	$6,000
OPERATING EXP TOTAL	**$132,601**	**$153,000**	**$153,000**	**$153,000**
Contract Services				
(55510) Cs - Street Sweeping	$180,849	$210,000	$210,000	$203,000
(55512) Cs - Road Maintenance	$898,740	$898,000	$898,000	$785,000
(55528) Cs - Pkwy/Vegetation Control	$114,459	$160,000	$160,000	$160,000
(55530) Cs - Right Of Way Clean Up	$51,531	$65,000	$65,000	$65,000
(55536) Cs - Traffic Signal Maint	$50,771	$94,000	$94,000	$94,000
CONTRACT SERVICES TOTAL	**$1,296,349**	**$1,427,000**	**$1,427,000**	**$1,307,000**
TOTAL	**$1,969,041**	**$2,197,590**	**$2,182,590**	**$2,071,555**

Draft

POSITION ALLOCATION FUNDING DETAIL

100655 - Road Maintenance

Position Name	2027
Allocated FTE Count	
Public Works Maintenance Superintendent-Streets	0.975
Public Works Manager/Assistant City Engineer	0.1
Engineering Technician	0.3
Senior Public Works Inspector	0.35
Public Works Director/City Engineer	0.1
Facilities & Asset Maintenance Technician	0.475
Senior Maintenance Worker	0.975
ALLOCATED FTE COUNT	**3.275**

Draft



City of Diamond Bar Budget

Fiscal Year 26/27

www.diamondbarca.gov

TOTAL TRANSFERS IN

Total Transfers In

	2024-25 Actual	2025-26 Adopted Budget	2025-26 Revised Budget	2026-27 Proposed Budget
(49100) Transfer In - General Fd	$3,465,674	$1,595,375	$3,146,860	$2,286,776
(49102) Transfer In - Law Enforcement	$35,837	$50,000	$50,000	$50,000
(49104) Transfer In - Tech Reserve	$705,000	$250,000	$250,000	$0
(49105) Transfer In - Opeb Reserve	$88,000	$88,000	$88,000	$88,000
(49201) Transfer In - Measure W	$245,159	$0	$85,293	$0
(49202) Transfer In - Rmra Fund	$3,779,186	$0	$0	$0
(49203) Transfer In - Measure M	$925,803	$0	$24,781	$0
(49204) Transfer In - Measure R	$662,494	$0	$224,820	$0
(49205) Transfer In - Gas Tax Fd	$1,521,653	$1,435,000	$1,435,000	$1,435,000
(49206) Transfer In - Prop A	$38,947	$0	$0	$0
(49207) Transfer In - Prop C	$2,431,551	$0	$0	$0
(49209) Transfer In - Tda/Trails Fund	$26,439	$0	$5,080	$0
(49225) Transfer In - Cdbg Fund	$101,421	$0	$0	$0
(49250) Transfer In - Ab939	$0	$10,000	$10,000	$10,000
(49251) Transfer In - Ab2766	$0	$0	$0	$35,000
(49252) Transfer In-Waste Hauler	$140,871	$0	$0	$0
(49262) Transfer In - Park Development	$1,355,309	$0	$509,641	$0
(49270) Transfer In - Peg Fees	$400,744	$0	$0	$0
(49280) Transfer In - Cops Fund	$152,500	$152,500	$152,500	$152,500
(49501) Transfer In - Self Insurance	$0	$100,000	$100,000	$0
(49504) Transfer In -Building/Facility	$10,000	$0	$0	$0
TOTAL	**$16,086,588**	**$3,680,875**	**$6,081,975**	**$4,057,276**

Draft



City of Diamond Bar Budget

Fiscal Year 26/27

www.diamondbarca.gov

TOTAL TRANSFERS OUT

Total Transfers Out

	2024-25 Actual	2025-26 Adopted Budget	2025-26 Revised Budget	2026-27 Proposed Budget
(59107) Transfer Out - Homelessness Response Fund	$50,000	$50,000	$50,000	$25,000
(59100) Transfer Out - General Fund	$1,484,686	$1,647,500	$1,647,500	$1,647,500
(59101) Transfer Out - Com Org Fund	$11,850	$20,000	$20,000	$10,000
(59102) Transfer Out - Law Enforcement	$263,609	$0	$0	$0
(59103) Transfer Out - General Plan Reserve	$58,000	$0	$0	$0
(59104) Transfer Out - Tech Reserve Fd	$100,000	$100,000	$100,000	$100,000
(59106) Transfer Out - Covid19 Fund	$0	$0	$106,000	$0
(59105) Transfer Out - OPEB Res Fund	$40,000	$44,000	$44,000	$44,000
(59238) Transfer Out - Llad #38	$0	$217,326	$525,803	$88,378
(59239) Transfer Out - Llad #39	$44,037	$45,535	$45,535	$42,638
(59241) Transfer Out-Llad #41	$11,955	$12,314	$12,314	$17,453
(59248) Transfer Out - Tres Hermanos	$95,473	$80,000	$80,000	$120,000
(59256) Transfer Out - Haz Elim Grant	$0	$0	$0	$56,000
(59301) Transfer Out - Cip Fund	$11,359,263	$0	$1,986,628	$0
(59401) Transfer Out - Debt Service	$717,935	$729,700	$729,700	$726,000
(59501) Transfer Out - Self Insurance	$580,000	$0	$0	$820,807
(59502) Transfer Out - Vehicle Repl Fund	$269,000	$296,500	$296,500	$171,500
(59503) Transfer Out-Computer Equip Fund	$758,580	$250,000	$250,000	$0
(59504) Transfer Out - Building Fund	$154,200	$100,000	$100,000	$100,000
(59601) Transfer Out - OPEB Trust	$88,000	$88,000	$88,000	$88,000
TOTAL	**$16,086,588**	**$3,680,875**	**$6,081,980**	**$4,057,276**

Draft



Heart of the Hillside by Raymond Wong
2025 Through My Lens Photo Contest Winner



Graduation by Ruiqi Wang
2025 Through My Lens Photo Contest Winner

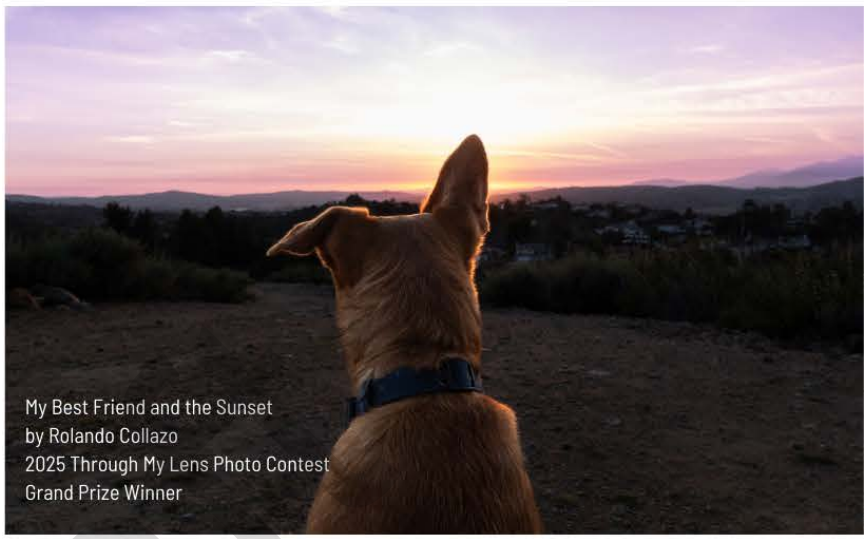

My Best Friend and the Sunset
by Rolando Collazo
2025 Through My Lens Photo Contest
Grand Prize Winner



Bee the Sunshine by Edison Rodriguez
2025 Through My Lens Photo Contest Winner

Citywide Personnel



Dreamboats in Action by Kin Man Wong
2025 Through My Lens Photo Contest Winner



Summer Pup by Emily Becerra
2025 Through My Lens Photo Contest Winner



City of Diamond Bar Budget

Fiscal Year 26/27

PERSONNEL SUMMARY

FY 2026/27 Proposed Budget
Includes two (2) reclassifications:
- Parks & Recreation Department: (1) Part Time (PT) Pre-School Teacher to PT Recreation Specialist
- Public Works Department: (1) Public Works Inspector to Engineering Technician

FY 2025/26 Revised Budget
Includes one (1) reclassification:
- Human Resources Department: (1) Human Resources & Risk Manager to Human Resources & Risk Director

FY 2025/26 Adopted Budget
No personnel changes for adopted FY 2025/26

FY 2024/25 Revised Budget
Includes two (2) additional new full-time positions:
- Public Works Department: (1) Management Analyst
- Parks & Recreation Department: (1) Recreation Coordinator

Includes three (3) reclassifications:
- Finance Department: (1) Accountant to Senior Accountant
- Human Resources Department: (1) Human Resources Technician to Senior Human Resources Technician
- Community Relations Division: (1) Senior Community Relations Coordinator to Community Relations Coordinator

Full-Time Budgeted Positions	Revised Budget FY 2024-25	Adopted Budget FY 2025-26	Revised Budget FY 2025-26	Adopted Budget FY 2026-27
Accountant	1.00	-	-	-
Accounting Technician	1.00	1.00	1.00	1.00
Administrative Assistant	1.00	1.00	1.00	1.00
Administrative Coordinator	5.00	5.00	5.00	5.00
Assistant City Manager	1.00	1.00	1.00	1.00
Assistant to the City Manager	1.00	1.00	1.00	1.00
Associate Engineer	2.00	2.00	2.00	2.00
Associate Planner	1.00	1.00	1.00	1.00
City Clerk	1.00	1.00	1.00	1.00
City Manager	1.00	1.00	1.00	1.00
Community Development Director	1.00	1.00	1.00	1.00
Community Relations Coordinator	1.00	1.00	1.00	1.00
Community Relations Manager	1.00	1.00	1.00	1.00
Council Member	5.00	5.00	5.00	5.00
Engineering Technician	1.00	1.00	1.00	2.00
Facilities & Asset Maintenance Technician	1.00	1.00	1.00	1.00
Facilities Maintenance Supervisor	2.00	2.00	2.00	2.00
Finance Director	1.00	1.00	1.00	1.00
Finance Supervisor	1.00	1.00	1.00	1.00
Human Resources & Risk Director	-	-	1.00	1.00
Human Resources & Risk Manager	1.00	1.00	-	-
Human Resources Technician	1.00	-	-	-
Information Systems Director	1.00	1.00	1.00	1.00
Maintenance Worker	-	-	-	-
Management Analyst	4.00	4.00	4.00	4.00
Media Specialist	1.00	2.00	2.00	2.00

Full-Time Budgeted Positions	Revised Budget FY 2024-25	Adopted Budget FY 2025-26	Revised Budget FY 2025-26	Adopted Budget FY 2026-27
Neighborhood Improvement Officer	1.00	1.00	1.00	1.00
Network/Systems Administrator	2.00	2.00	2.00	2.00
Network/Systems Technician	1.00	1.00	1.00	1.00
Parks & Recreation Director	1.00	1.00	1.00	1.00
Permit Services Coordinator	1.00	1.00	1.00	1.00
Permit Technician	2.00	2.00	2.00	2.00
Planning Manager	1.00	1.00	1.00	1.00
Principal Management Analyst	1.00	1.00	1.00	1.00
Public Information Coordinator	-	-	-	-
Public Information Manager	-	-	-	-
Public Works Director/City Engineer	1.00	1.00	1.00	1.00
Public Works Inspector	1.00	1.00	1.00	-
Public Works Maintenance Superintendant - Parks	1.00	1.00	1.00	1.00
Public Works Maintenance Superintendant - Streets	1.00	1.00	1.00	1.00
Public Works Manager/ Assistant City Engineer	1.00	1.00	1.00	1.00
Recreation Coordinator	7.00	7.00	7.00	7.00
Recreation Specialist	-	-	-	-
Recreation Specialist - DBC	-	-	-	-
Recreation Specialist - Seniors	-	-	-	-
Recreation Specialist -Sports	-	-	-	-
Recreation Superintendant	1.00	1.00	1.00	1.00
Recreation Supervisor	2.00	2.00	2.00	2.00
Senior Accountant	-	1.00	1.00	1.00
Senior Accounting Technician	2.00	2.00	2.00	2.00
Senior Human Resources Technician	-	1.00	1.00	1.00
Senior Community Relations Coordinator	1.00	-	-	-
Senior Maintenance Worker	3.00	3.00	3.00	3.00
Senior Neighborhood Improvement Officer	2.00	2.00	2.00	2.00
Senior Office Specialist	-	-	-	-
Senior Planner	1.00	1.00	1.00	1.00
Senior Public Works Inspector	1.00	1.00	1.00	1.00
Grand Total	**72.00**	**72.00**	**72.00**	**72.00**

Part-Time Budgeted Positions	Revised Budget FY 2024-25	Adopted Budget FY 2025-26	Revised Budget FY 2025-26	Adopted Budget FY 2026-27
Administrative Intern	1.75	1.75	1.75	1.75
Maintenance Worker	0.45	0.45	0.45	0.45
Pre-School Teacher	0.75	0.75	0.75	-
Recreation Specialist	-	-	-	0.75
Grand Total	**2.95**	**2.95**	**2.95**	**2.95**



Heart of the Hillside by Raymond Wong
2025 Through My Lens Photo Contest Winner



Graduation by Ruiqi Wang
2025 Through My Lens Photo Contest Winner

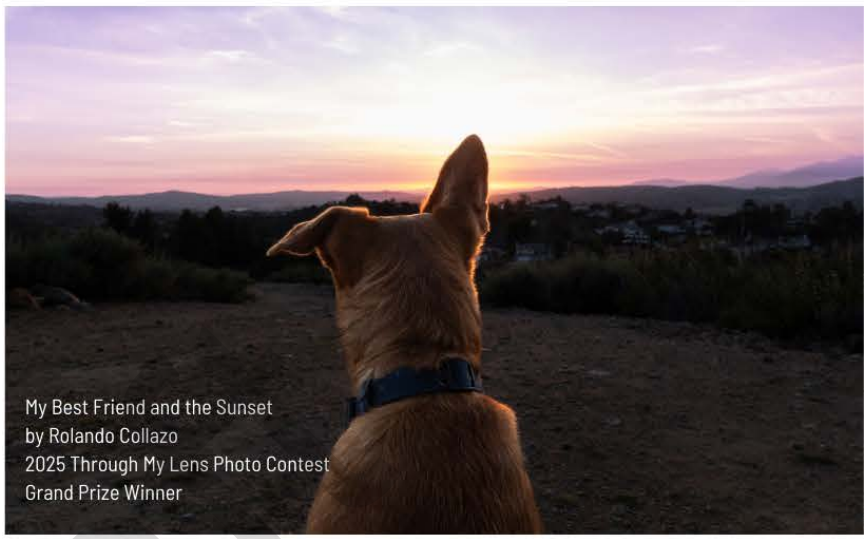

My Best Friend and the Sunset
by Rolando Collazo
2025 Through My Lens Photo Contest
Grand Prize Winner



Bee the Sunshine by Edison Rodriguez
2025 Through My Lens Photo Contest Winner

Special Funds



Dreamboats in Action by Kin Man Wong
2025 Through My Lens Photo Contest Winner



Summer Pup by Emily Becerra
2025 Through My Lens Photo Contest Winner



City of Diamond Bar Budget

Fiscal Year 26/27

www.diamondbarca.gov

101 - COMMUNITY ORGANIZATION SUPPORT FUND

Draft

FUND DESCRIPTION

This fund was established in FY 1997/1998 to account for transfers and expenditures related to the City Council's policy to support various non profit community organizations which are of a benefit to the City. The City has continued this program to show their ever-increasing interest and support of the City's non-profit community organizations.

BUDGET DETAIL

101 - Community Organization Support Fund

	2024 - 25 Actual	2025-26 Adopted Budget	2025-26 Revised Budget	2026-27 Proposed Budget
Revenues				
Interfund Transfers				
(49100) Transfer In - General Fd	$11,850	$20,000	$20,000	$10,000
INTERFUND TRANSFERS TOTAL	**$11,850**	**$20,000**	**$20,000**	**$10,000**
REVENUES TOTAL	**$11,850**	**$20,000**	**$20,000**	**$10,000**
Expenses				
Operating Exp				
(52600) Contributions - Comm Grps	$11,850	$20,000	$20,000	$10,000
OPERATING EXP TOTAL	**$11,850**	**$20,000**	**$20,000**	**$10,000**
EXPENSES TOTAL	**$11,850**	**$20,000**	**$20,000**	**$10,000**
REVENUES LESS EXPENSES	**$0**	**$0**	**$0**	**$0**



City of Diamond Bar Budget

Fiscal Year 26/27

www.diamondbarca.gov

102 - LAW ENFORCEMENT RESERVE FUND

FUND DESCRIPTION

This fund was established in FY 2012/2013 to incorporate a method to fund future increases in the Sheriff's Department contract and the Liability Trust Fund. The primary revenue source in this fund is from annual savings realized in the law enforcement budget in the General Fund.

BUDGET DETAIL

102 - Law Enforcement Reserve Fund

	2024 - 25 Actual	2025-26 Adopted Budget	2025-26 Revised Budget	2026-27 Proposed Budget
Revenues	$325,690	$0	$0	$0
Expenses				
Capital Outlay Exp	$0	$0	$32,268	$0
Interfund Transfer Out				
(59100) Transfer Out - General Fund	$35,837	$50,000	$50,000	$50,000
INTERFUND TRANSFER OUT TOTAL	**$35,837**	**$50,000**	**$50,000**	**$50,000**
EXPENSES TOTAL	**$35,837**	**$50,000**	**$82,268**	**$50,000**
REVENUES LESS EXPENSES	**$289,853**	**-$50,000**	**-$82,268**	**-$50,000**

Draft



City of Diamond Bar Budget

Fiscal Year 25/26

www.diamondbarca.gov

103 - GENERAL PLAN UPDATE FUND

FUND DESCRIPTION

This fund was created in FY 2014/2015 to establish an allocation of resources needed to fund the preparation of a comprehensive update to the City's General Plan.

BUDGET DETAIL

103 - General Plan Update Fund

	2024 - 25 Actual	2025-26 Adopted Budget	2025-26 Revised Budget	2026-27 Proposed Budget
Revenues	$80,898	$0	$0	$0
Expenses				
Supplies				
(51200) Operating Supplies	$0	$1,000	$1,000	$1,000
SUPPLIES TOTAL	**$0**	**$1,000**	**$1,000**	**$1,000**
Operating Exp				
(52110) Printing	$0	$2,500	$3,500	$2,500
(52160) Advertising	$0	$2,500	$3,500	$2,500
(52170) Postage	$0	$6,000	$6,000	$6,000
OPERATING EXP TOTAL	**$0**	**$11,000**	**$13,000**	**$11,000**
Professional Svcs				
(54900) PS - Other Prof Svcs	$209,467	$0	$172,482	$0
PROFESSIONAL SVCS TOTAL	**$209,467**	**$0**	**$172,482**	**$0**
EXPENSES TOTAL	**$209,467**	**$12,000**	**$186,482**	**$12,000**
REVENUES LESS EXPENSES	**-$128,569**	**-$12,000**	**-$186,482**	**-$12,000**

Draft



City of Diamond Bar Budget

Fiscal Year 26/27

www.diamondbarca.gov

104 - TECHNOLOGY RESERVE FUND

FUND DESCRIPTION

This fund was created in FY 2015/2016 to establish an allocation of resources needed to fund the future replacement of a variety of hardware and software platforms throughout the City.

BUDGET DETAIL

Tech Reserve Fund

	2024 - 25 Actual	2025-26 Adopted Budget	2025-26 Revised Budget	2026-27 Proposed Budget
Revenues				
Building Fees				
(48020) Plan Check Fees-Bldg/Sfty	-$114	$0	$0	$0
(48030) Permit System Replacement	$50,919	$74,000	$74,000	$290,000
BUILDING FEES TOTAL	**$50,804**	**$74,000**	**$74,000**	**$290,000**
Investment Income				
(48500) Investment Earnings	$20,726	$0	$0	$0
(48510) Unrealized Gain/Loss Fmv	$10,337	$0	$0	$0
INVESTMENT INCOME TOTAL	**$31,063**	**$0**	**$0**	**$0**
Interfund Transfers				
(49100) Transfer In - General Fd	$100,000	$100,000	$100,000	$100,000
INTERFUND TRANSFERS TOTAL	**$100,000**	**$100,000**	**$100,000**	**$100,000**
REVENUES TOTAL	**$181,867**	**$174,000**	**$174,000**	**$390,000**
Expenses				
Interfund Transfer Out				
(59503) Transfer Out-Computer Equip Fund	$705,000	$250,000	$250,000	$0
INTERFUND TRANSFER OUT TOTAL	**$705,000**	**$250,000**	**$250,000**	**$0**
EXPENSES TOTAL	**$705,000**	**$250,000**	**$250,000**	**$0**
REVENUES LESS EXPENSES	**-$523,133**	**-$76,000**	**-$76,000**	**$390,000**

Draft



City of Diamond Bar Budget

Fiscal Year 26/27

www.diamondbarca.gov

105 - OTHER POST EMPLOYMENT BENEFITS (OPEB) RESERVE FUND

Draft

FUND DESCRIPTION

This fund was created in FY 2014/2015 to establish an allocation of resources needed to fund the Other Post Employment Benefits (OPEB) unfunded liability.

BUDGET DETAIL (REVENUES)

105 - OPEB Fund Official (Revenues)

	2024 - 25 Actual	2025-26 Adopted Budget	2025-26 Revised Budget	2026-27 Proposed Budget
Investment Income				
(48500) Investment Earnings	$10,492	$0	$0	$0
(48510) Unrealized Gain/Loss Fmv	$5,233	$0	$0	$0
INVESTMENT INCOME TOTAL	**$15,725**	**$0**	**$0**	**$0**
Interfund Transfers				
(49100) Transfer In - General Fd	$40,000	$44,000	$44,000	$44,000
INTERFUND TRANSFERS TOTAL	**$40,000**	**$44,000**	**$44,000**	**$44,000**
TOTAL	**$55,725**	**$44,000**	**$44,000**	**$44,000**

BUDGET DETAIL (EXPENSES)

105 - OPEB Fund Official (Expenses)

	2024 - 25 Actual	2025-26 Adopted Budget	2025-26 Revised Budget	2026-27 Proposed Budget
Personnel Services				
(50048) Post Emplymt Beneft (OPEB)	$21,889	$22,000	$22,000	$22,000
PERSONNEL SERVICES TOTAL	**$21,889**	**$22,000**	**$22,000**	**$22,000**
Interfund Transfer Out				
(59601) Transfer Out - OPEB Trust	$88,000	$88,000	$88,000	$88,000

	2024 - 25 Actual	2025-26 Adopted Budget	2025-26 Revised Budget	2026-27 Proposed Budget
INTERFUND TRANSFER OUT TOTAL	$88,000	$88,000	$88,000	$88,000
TOTAL	$109,889	$110,000	$110,000	$110,000

Draft



City of Diamond Bar Budget

Fiscal Year 26/27

www.diamondbarca.gov

107 - HOMELESSNESS RESPONSE FUND

FUND DESCRIPTION

Special Fund 107 was established in Fiscal Year 2023-24 to centralize the City's revenues and expenses related to homelessness response.

BUDGET DETAIL

107 - Homelessness Response Fund

	2024 - 25 Actual	2025-26 Adopted Budget	2025-26 Revised Budget	2026-27 Proposed Budget
Revenues				
Investment Income	$125	$0	$0	$0
Interfund Transfers				
(49100) Transfer In - General Fd	$50,000	$50,000	$50,000	$25,000
INTERFUND TRANSFERS TOTAL	**$50,000**	**$50,000**	**$50,000**	**$25,000**
REVENUES TOTAL	**$50,125**	**$50,000**	**$50,000**	**$25,000**
Expenses				
Contract Services				
(55000) Cs - Contract Services	$22,145	$50,000	$50,000	$25,000
CONTRACT SERVICES TOTAL	**$22,145**	**$50,000**	**$50,000**	**$25,000**
EXPENSES TOTAL	**$22,145**	**$50,000**	**$50,000**	**$25,000**
REVENUES LESS EXPENSES	**$27,979**	**$0**	**$0**	**$0**

Draft



Heart of the Hillside by Raymond Wong
2025 Through My Lens Photo Contest Winner



Graduation by Ruiqi Wang
2025 Through My Lens Photo Contest Winner

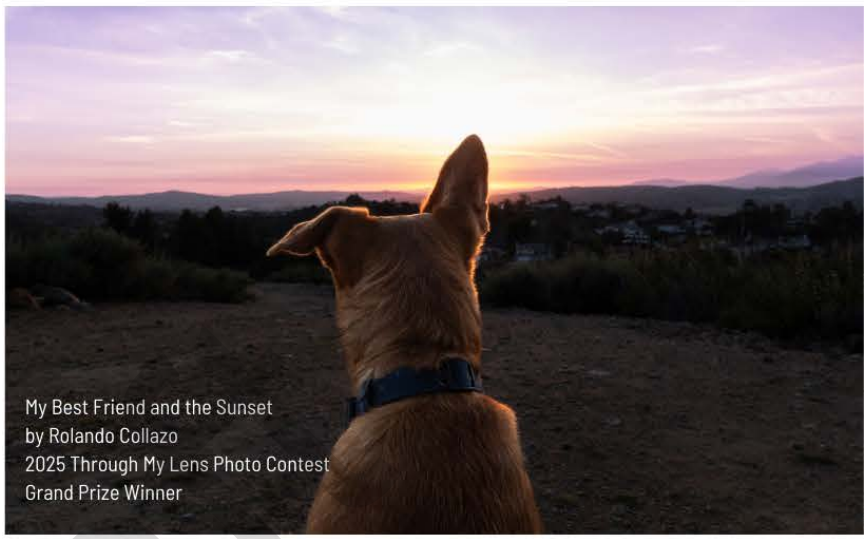

My Best Friend and the Sunset
by Rolando Collazo
2025 Through My Lens Photo Contest
Grand Prize Winner



Bee the Sunshine by Edison Rodriguez
2025 Through My Lens Photo Contest Winner

Special Revenue Funds



Dreamboats in Action by Kin Man Wong
2025 Through My Lens Photo Contest Winner



Summer Pup by Emily Becerra
2025 Through My Lens Photo Contest Winner



City of Diamond Bar Budget

Fiscal Year 26/27

www.diamondbarca.gov

201 - MEASURE W LOCAL RETURN FUND

FUND DESCRIPTION

Approved by the voters on November 6, 2018, Measure W provides for a 2.5 cents per square foot of "impermeable surface" assessment on the property tax bill to fund projects that improve water quality. This fund accounts for the local return of 40% that is remitted by the County to the City of the total assessments received from Diamond Bar property tax payers. The County retains the remaining amount which is used to fund water quality improvement projects at the regional level.

Draft

POSITION FUNDING ALLOCATION DETAIL

201 - Measure W

Position Name	2027
Allocated FTE Count	
Management Analyst	0.45
Public Works Manager/Assistant City Engineer	0.1
Engineering Technician	0.1
Associate Engineer	0.2
Senior Public Works Inspector	0.1
Public Works Director/City Engineer	0.1
ALLOCATED FTE COUNT	**1.05**

BUDGET DETAIL

201 - Measure W Official

	2024 - 25 Actual	2025-26 Adopted Budget	2025-26 Revised Budget	2026-27 Proposed Budget
Revenues				
County Revenue				
(44050) Measure W Revenue	$842,223	$838,000	$838,000	$838,000
COUNTY REVENUE TOTAL	**$842,223**	**$838,000**	**$838,000**	**$838,000**
Investment Income				

	2024 - 25 Actual	2025-26 Adopted Budget	2025-26 Revised Budget	2026-27 Proposed Budget
(48500) Investment Earnings	$64,032	$0	$0	$0
(48510) Unrealized Gain/Loss Fmv	$31,934	$0	$0	$0
INVESTMENT INCOME TOTAL	**$95,966**	**$0**	**$0**	**$0**
REVENUES TOTAL	**$938,189**	**$838,000**	**$838,000**	**$838,000**
Expenses				
Personnel Services				
(50010) Salaries	$94,670	$134,354	$134,354	$138,426
(50040) Classic Member Retiremnt	$9,622	$11,433	$11,433	$11,843
(50042) Classic Member Ual Pmts	$7,425	$9,026	$9,026	$10,174
(50044) Pepra Member Retiremnt	$3,406	$5,823	$5,823	$5,942
(50046) Pepra Member Ual Pmts	$99	$115	$115	$115
(50050) City Paid Benefits	$1,540	$1,162	$1,162	$1,162
(50052) Worker's Compensation	$0	$2,206	$2,206	$2,541
(50054) Short/Long Term Disability	$383	$1,326	$1,326	$1,365
(50056) Medicare Expense	$1,418	$1,923	$1,923	$1,980
(50060) Benefit Allotment	$15,092	$23,004	$23,004	$24,264
(50072) Auto Allowance	$444	$444	$444	$444
(50074) Technology Allowance	$240	$240	$240	$240
PERSONNEL SERVICES TOTAL	**$134,339**	**$191,056**	**$191,056**	**$198,496**
Professional Svcs				
(54010) PS - Accounting & Auditing	$0	$0	$7,400	$8,000
(54200) PS - Environmental Services	$178,524	$284,500	$284,500	$284,500
PROFESSIONAL SVCS TOTAL	**$178,524**	**$284,500**	**$291,900**	**$292,500**
Contract Services				
(55505) Cs - Pw Contract Services	$3,750	$15,000	$15,000	$15,000
(55530) Cs - Right Of Way Clean Up	$90,697	$105,000	$105,000	$105,000
CONTRACT SERVICES TOTAL	**$94,447**	**$120,000**	**$120,000**	**$120,000**
CIP Capital Projects	$0	$0	$1,280,000	$700,000
Interfund Transfer Out				
(59301) Transfer Out - Cip Fund	$245,159	$0	$85,293	$0
INTERFUND TRANSFER OUT TOTAL	**$245,159**	**$0**	**$85,293**	**$0**
EXPENSES TOTAL	**$652,469**	**$595,556**	**$1,968,249**	**$1,310,996**
REVENUES LESS EXPENSES	**$285,720**	**$242,444**	**-$1,130,249**	**-$472,996**

Draft



City of Diamond Bar Budget

Fiscal Year 26/27

www.diamondbarca.gov

202 - ROAD MAINTENANCE AND REHABILITATION FUND

Draft

FUND DESCRIPTION

Senate Bill 1 (SB-1), the Road Repair and Accountability Act of 2017 was signed into law in April 2017 in order to address the significant multi-modal transportation funding shortfalls statewide. SB-1 prioritizes funding towards maintenance, rehabilitation and safety improvements on state highways, local streets and roads, and bridges, and to improve the State's trade corridors, transit and active transportation facilities.

BUDGET DETAIL

202 - Road Maintenance & Rehabilitation

	2024 - 25 Actual	2025-26 Adopted Budget	2025-26 Revised Budget	2026-27 Proposed Budget
Revenues				
State Revenue				
(43080) Rmra (Sb-1) - Road Maint Rehab	$1,499,672	$1,488,368	$1,488,368	$1,541,956
STATE REVENUE TOTAL	**$1,499,672**	**$1,488,368**	**$1,488,368**	**$1,541,956**
Investment Income				
(48500) Investment Earnings	$133,234	$12,900	$12,900	$12,900
(48510) Unrealized Gain/Loss Fmv	$66,447	$0	$0	$0
INVESTMENT INCOME TOTAL	**$199,681**	**$12,900**	**$12,900**	**$12,900**
REVENUES TOTAL	**$1,699,353**	**$1,501,268**	**$1,501,268**	**$1,554,856**
Expenses				
CIP Capital Projects	$79,126	$1,500,000	$2,720,874	$1,500,000
Interfund Transfer Out				
(59301) Transfer Out - Cip Fund	$3,779,186	$0	$0	$0
INTERFUND TRANSFER OUT TOTAL	**$3,779,186**	**$0**	**$0**	**$0**
EXPENSES TOTAL	**$3,858,312**	**$1,500,000**	**$2,720,874**	**$1,500,000**
REVENUES LESS EXPENSES	**-$2,158,959**	**$1,268**	**-$1,219,606**	**$54,856**



City of Diamond Bar Budget

Fiscal Year 26/27

www.diamondbarca.gov

203 - MEASURE M LOCAL RETURN FUND

FUND DESCRIPTION

Approved by the voters on November 8, 2016, the Measure M half-cent sales tax increase will fund projects that will improve local streets, repair potholes and improve traffic flow/safety.

POSITION FUNDING ALLOCATION DETAIL

203 - Measure M

Position Name	2027
Allocated FTE Count	
Management Analyst	0.15
ALLOCATED FTE COUNT	**0.15**

BUDGET DETAIL

203 - Measure M Official

	2024 - 25 Actual	2025-26 Adopted Budget	2025-26 Revised Budget	2026-27 Proposed Budget
Revenues				
County Revenue				
(44030) Measure M Revenue	$987,030	$972,722	$972,722	$988,477
COUNTY REVENUE TOTAL	**$987,030**	**$972,722**	**$972,722**	**$988,477**
Investment Income				
(48500) Investment Earnings	$53,712	$7,400	$7,400	$8,000
(48510) Unrealized Gain/Loss Fmv	$26,787	$0	$0	$0
INVESTMENT INCOME TOTAL	**$80,499**	**$7,400**	**$7,400**	**$8,000**
REVENUES TOTAL	**$1,067,529**	**$980,122**	**$980,122**	**$996,477**
Expenses				
Personnel Services				
(50010) Salaries	$17,318	$15,375	$15,375	$15,928
(50044) Pepra Member Retiremnt	$1,365	$1,238	$1,238	$1,278

Draft

	2024 - 25 Actual	2025-26 Adopted Budget	2025-26 Revised Budget	2026-27 Proposed Budget
(50050) City Paid Benefits	$199	$167	$167	$167
(50052) Worker's Compensation	$0	$133	$133	$153
(50054) Short/Long Term Disability	$62	$154	$154	$160
(50056) Medicare Expense	$277	$223	$223	$231
(50060) Benefit Allotment	$3,919	$3,276	$3,276	$3,456
PERSONNEL SERVICES TOTAL	**$23,139**	**$20,566**	**$20,566**	**$21,373**
CIP Capital Projects	$0	$1,343,000	$1,913,000	$1,000,000
Interfund Transfer Out				
(59301) Transfer Out - Cip Fund	$925,803	$0	$24,781	$0
INTERFUND TRANSFER OUT TOTAL	**$925,803**	**$0**	**$24,781**	**$0**
EXPENSES TOTAL	**$948,943**	**$1,363,566**	**$1,958,347**	**$1,021,373**
REVENUES LESS EXPENSES	**$118,586**	**-$383,444**	**-$978,225**	**-$24,896**

Draft



City of Diamond Bar Budget

Fiscal Year 26/27

www.diamondbarca.gov

204 - MEASURE R FUND

FUND DESCRIPTION

The Measure R Local Return program funds are to be used for major street resurfacing, rehabilitation, and reconstruction; pothole repair; left turn signals; bikeways; pedestrian improvements; streetscapes; signal synchronization; & transit.

Draft

POSITION FUNDING ALLOCATION DETAIL

204 - Measure R

Position Name	2027
Allocated FTE Count	
Management Analyst	0.15
ALLOCATED FTE COUNT	**0.15**

BUDGET DETAIL

204 - Measure R Official

	2024 - 25 Actual	2025-26 Adopted Budget	2025-26 Revised Budget	2026-27 Proposed Budget
Revenues				
County Revenue				
(44040) Measure R Revenue	$871,191	$858,284	$858,284	$872,186
COUNTY REVENUE TOTAL	**$871,191**	**$858,284**	**$858,284**	**$872,186**
Investment Income				
(48500) Investment Earnings	$43,582	$4,500	$4,500	$4,500
(48510) Unrealized Gain/Loss Fmv	$21,735	$0	$0	$0
INVESTMENT INCOME TOTAL	**$65,317**	**$4,500**	**$4,500**	**$4,500**
REVENUES TOTAL	**$936,507**	**$862,784**	**$862,784**	**$876,686**
Expenses				
Personnel Services				
(50010) Salaries	$13,844	$15,375	$15,375	$15,928

	2024 - 25 Actual	2025-26 Adopted Budget	2025-26 Revised Budget	2026-27 Proposed Budget
(50044) Pepra Member Retiremnt	$1,091	$1,238	$1,238	$1,278
(50050) City Paid Benefits	$158	$167	$167	$167
(50052) Worker's Compensation	$0	$133	$133	$153
(50054) Short/Long Term Disability	$49	$154	$154	$160
(50056) Medicare Expense	$221	$223	$223	$231
(50060) Benefit Allotment	$3,098	$3,276	$3,276	$3,456
PERSONNEL SERVICES TOTAL	**$18,462**	**$20,566**	**$20,566**	**$21,373**
CIP Capital Projects	$0	$1,000,000	$1,350,000	$1,000,000
Interfund Transfer Out				
(59301) Transfer Out - Cip Fund	$662,494	$0	$224,820	$0
INTERFUND TRANSFER OUT TOTAL	**$662,494**	**$0**	**$224,820**	**$0**
EXPENSES TOTAL	**$680,956**	**$1,020,566**	**$1,595,386**	**$1,021,373**
REVENUES LESS EXPENSES	**$255,551**	**-$157,782**	**-$732,602**	**-$144,687**

Draft



City of Diamond Bar Budget

Fiscal Year 26/27

www.diamondbarca.gov

205 - GAS TAX FUND

FUND DESCRIPTION

The City receives funds from Sections 2105, 2106, 2107, and 2107.5 of the Streets and Highway Code. State law requires that these revenues be recorded in a Special Revenue Fund, and that they be utilized solely for street related purposes such as new construction, rehabilitation or maintenance. It is anticipated that the City will use Gas Tax Funds to fund ongoing street maintenance programs to the extent possible. Any remaining funds will be used to assist in the funding of the City's Capital Improvement Project Program. Beginning in FY 2011/2012, the State replaced Prop 42 funds with Highway Users Tax.

BUDGET DETAIL

205 - Gas Tax Official

	2024 - 25 Actual	2025-26 Adopted Budget	2025-26 Revised Budget	2026-27 Proposed Budget
Revenues				
State Revenue				
(43030) Gas Tax - 2105	$341,426	$355,207	$355,207	$355,207
(43040) Gas Tax - 2106	$199,386	$203,438	$203,438	$203,438
(43050) Gas Tax - 2107	$452,932	$484,299	$484,299	$484,299
(43060) Gas Tax - 2107.5	$7,500	$7,500	$7,500	$7,500
(43070) Gas Tax - 2103	$525,006	$514,659	$514,659	$540,642
STATE REVENUE TOTAL	**$1,526,251**	**$1,565,103**	**$1,565,103**	**$1,591,086**
Investment Income				
(48500) Investment Earnings	$40,968	$1,800	$1,800	$1,800
(48510) Unrealized Gain/Loss Fmv	$20,431	$0	$0	$0
INVESTMENT INCOME TOTAL	**$61,399**	**$1,800**	**$1,800**	**$1,800**
REVENUES TOTAL	**$1,587,650**	**$1,566,903**	**$1,566,903**	**$1,592,886**
Expenses				
CIP Capital Projects				
(56102) CIP-Traffic Control Imprv	$0	$66,000	$66,000	$66,000
CIP CAPITAL PROJECTS TOTAL	**$0**	**$66,000**	**$66,000**	**$66,000**
Interfund Transfer Out				
(59100) Transfer Out - General Fund	$1,296,349	$1,435,000	$1,435,000	$1,435,000
(59301) Transfer Out - Cip Fund	$225,304	$0	$0	$0

Draft

	2024 - 25 Actual	2025-26 Adopted Budget	2025-26 Revised Budget	2026-27 Proposed Budget
INTERFUND TRANSFER OUT TOTAL	$1,521,653	$1,435,000	$1,435,000	$1,435,000
EXPENSES TOTAL	$1,521,653	$1,501,000	$1,501,000	$1,501,000
REVENUES LESS EXPENSES	$65,997	$65,903	$65,903	$91,886

Draft



City of Diamond Bar Budget

Fiscal Year 26/27

www.diamondbarca.gov

206 - PROP A TRANSIT FUND

FUND DESCRIPTION

The City receives Proposition A Transit Tax which is a voter approved sales tax override for public transportation purposes. This fund has been established to account for these revenues and approved project expenditures.

POSITION FUNDING ALLOCATION DETAIL

206 - Prop A

Position Name	2027
Allocated FTE Count	
Network/Systems Technician	0.05
Management Analyst	0.25
Assistant to the City Manager	0.01
Administrative Assistant	0.275
Accounting Technician	0.65
Network/Systems Administrator	0.075
Finance Director	0.05
Principal Management Analyst	0.25
Information Systems Director	0.025
Administrative Coordinator	0.45
Senior Accounting Technician	0.65
ALLOCATED FTE COUNT	**2.735**

206 - Prop A Finance

Position Name	2027
Allocated FTE Count	
Finance Supervisor	0.02
Senior Accountant	0.1
ALLOCATED FTE COUNT	**0.12**

Draft

BUDGET DETAIL

206 - Prop A Official

	2024 - 25 Actual	2025-26 Adopted Budget	2025-26 Revised Budget	2026-27 Proposed Budget
Revenues				
Other Taxes & Fees				
(41030) Franchise Fees	$25,954	$26,000	$26,000	$26,000
OTHER TAXES & FEES TOTAL	**$25,954**	**$26,000**	**$26,000**	**$26,000**
County Revenue				
(44010) Prop A Transportation Tax	$1,400,649	$1,379,645	$1,379,645	$1,401,990
COUNTY REVENUE TOTAL	**$1,400,649**	**$1,379,645**	**$1,379,645**	**$1,401,990**
Miscellaneous Fees				
(48400) Transit Pass Sales	$58,788	$250,000	$250,000	$58,000
MISCELLANEOUS FEES TOTAL	**$58,788**	**$250,000**	**$250,000**	**$58,000**
Investment Income				
(48500) Investment Earnings	$97,325	$2,700	$2,700	$407,700
(48510) Unrealized Gain/Loss Fmv	$48,538	$0	$0	$0
INVESTMENT INCOME TOTAL	**$145,863**	**$2,700**	**$2,700**	**$407,700**
REVENUES TOTAL	**$1,631,254**	**$1,658,345**	**$1,658,345**	**$1,893,690**
Expenses				
Personnel Services				
(50010) Salaries	$59,163	$287,008	$287,008	$300,670
(50040) Classic Member Retiremnt	$7,294	$40,252	$40,252	$41,695
(50042) Classic Member Ual Pmts	$23,326	$28,645	$28,645	$32,288
(50044) Pepra Member Retiremnt	$1,624	$7,530	$7,530	$8,256
(50046) Pepra Member Ual Pmts	$319	$385	$385	$425
(50050) City Paid Benefits	$784	$3,119	$3,119	$3,175
(50052) Worker's Compensation	$0	$3,017	$3,017	$3,553
(50054) Short/Long Term Disability	$211	$2,844	$2,844	$3,008
(50056) Medicare Expense	$940	$4,174	$4,174	$4,361
(50060) Benefit Allotment	$10,330	$61,416	$61,416	$65,934
(50072) Auto Allowance	$0	$225	$225	$225
(50074) Technology Allowance	$0	$186	$186	$186
PERSONNEL SERVICES TOTAL	**$103,990**	**$438,801**	**$438,801**	**$463,776**
Supplies				
(51200) Operating Supplies	$1,006	$1,200	$1,200	$1,200
SUPPLIES TOTAL	**$1,006**	**$1,200**	**$1,200**	**$1,200**
Operating Exp				
(52255) Banking Charges	$2,165	$3,000	$3,000	$3,000
(52314) Computer Maintenance	$0	$7,000	$7,000	$7,000
(52400) Membership & Dues	$20,000	$20,000	$20,000	$20,000
OPERATING EXP TOTAL	**$22,165**	**$30,000**	**$30,000**	**$30,000**
Contract Services				
(55300) Cs - Special Events	$4,055	$19,000	$19,000	$19,000
(55310) Cs - Senior Programs	$7,556	$10,000	$10,000	$10,000
(55315) Cs - Youth Programs	$13,916	$14,000	$14,000	$15,400
(55542) Cs-Bus Bench Maint	$17,940	$35,000	$35,000	$35,000
(55560) Cs - Dial-A-Cab Services	$338,676	$550,000	$550,000	$550,000
(55610) Transit Program Subsidy	$16,194	$20,000	$20,000	$7,000
(55620) Transit Fares Expenses	$65,187	$80,000	$80,000	$30,000

Draft

	2024 - 25 Actual	2025-26 Adopted Budget	2025-26 Revised Budget	2026-27 Proposed Budget
CONTRACT SERVICES TOTAL	**$463,523**	**$728,000**	**$728,000**	**$666,400**
Capital Outlay Exp				
(56130) Computer Eq - Hardware Exp	$18,581	$49,000	$49,000	$12,000
(56135) Computer Eq - Software Exp	$0	$80,000	$80,000	$80,000
CAPITAL OUTLAY EXP TOTAL	**$18,581**	**$129,000**	**$129,000**	**$92,000**
CIP Capital Projects	$0	$0	$1,340,000	$70,000
Misc Expenditures	$1,333,333	$0	$1,333,333	$0
Interfund Transfer Out				
(59301) Transfer Out - Cip Fund	$38,947	$0	$0	$0
INTERFUND TRANSFER OUT TOTAL	**$38,947**	**$0**	**$0**	**$0**
EXPENSES TOTAL	**$1,981,545**	**$1,327,001**	**$4,000,334**	**$1,323,376**
REVENUES LESS EXPENSES	**-$350,291**	**$331,344**	**-$2,341,989**	**$570,314**

Draft



City of Diamond Bar Budget

Fiscal Year 26/27

www.diamondbarca.gov

207 - PROP C TRANSIT FUND

FUND DESCRIPTION

The City receives Proposition C Tax which is additional allocations of State Gas Tax funds from Los Angeles County. These funds must be used for street-related purposes such as construction, rehabilitation, maintenance or traffic safety. The projects must be transit related improvements. In order to spend these funds, the City must submit the project to Metropolitan Transit Authority (MTA) for prior approval.

POSITION FUNDING ALLOCATION DETAIL

207 - Prop C Transit

Position Name	2027
Allocated FTE Count	
Network/Systems Technician	0.025
Management Analyst	0.1
Network/Systems Administrator	0.05
Associate Engineer	0.8
Information Systems Director	0.025
Administrative Coordinator	0.05
ALLOCATED FTE COUNT	**1.05**

207 - Prop C Finance

Position Name	2027
Allocated FTE Count	
Senior Accounting Technician	0.05
Accounting Technician	0.02
Finance Supervisor	0.02
Senior Accountant	0.1
ALLOCATED FTE COUNT	**0.19**

Draft

BUDGET DETAIL

207 - Prop C Transit Official

	2024 - 25 Actual	2025-26 Adopted Budget	2025-26 Revised Budget	2026-27 Proposed Budget
Revenues				
County Revenue				
(44020) Prop C Transportation Tax	$1,161,803	$1,144,379	$1,144,379	$1,162,914
COUNTY REVENUE TOTAL	**$1,161,803**	**$1,144,379**	**$1,144,379**	**$1,162,914**
Investment Income				
(48500) Investment Earnings	$88,297	$9,500	$9,500	$24,500
(48510) Unrealized Gain/Loss Fmv	$44,035	$0	$0	$0
INVESTMENT INCOME TOTAL	**$132,332**	**$9,500**	**$9,500**	**$24,500**
REVENUES TOTAL	**$1,294,135**	**$1,153,879**	**$1,153,879**	**$1,187,414**
Expenses				
Personnel Services				
(50010) Salaries	$149,883	$151,149	$151,149	$161,380
(50040) Classic Member Retiremnt	$24,504	$24,522	$24,522	$25,402
(50042) Classic Member Ual Pmts	$15,793	$19,256	$19,256	$21,705
(50044) Pepra Member Retiremnt	$1,583	$1,734	$1,734	$2,277
(50046) Pepra Member Ual Pmts	$42	$50	$50	$78
(50050) City Paid Benefits	$2,711	$1,316	$1,316	$1,371
(50052) Worker's Compensation	$0	$2,584	$2,584	$3,058
(50054) Short/Long Term Disability	$676	$1,500	$1,500	$1,615
(50056) Medicare Expense	$2,105	$2,195	$2,195	$2,341
(50060) Benefit Allotment	$23,588	$26,024	$26,024	$28,604
(50072) Auto Allowance	$0	$75	$75	$75
(50074) Technology Allowance	$0	$90	$90	$90
PERSONNEL SERVICES TOTAL	**$220,886**	**$230,495**	**$230,495**	**$247,996**
Operating Exp				
(52314) Computer Maintenance	$33,038	$48,100	$48,100	$48,400
OPERATING EXP TOTAL	**$33,038**	**$48,100**	**$48,100**	**$48,400**
Professional Svcs				
(54400) PS - Engineering	$135,779	$150,000	$176,955	$150,000
(54410) PS - Traffic	$44,086	$80,000	$80,000	$80,000
PROFESSIONAL SVCS TOTAL	**$179,865**	**$230,000**	**$256,955**	**$230,000**
Contract Services				
(55536) Cs - Traffic Signal Maint	$301,954	$330,000	$330,000	$330,000
CONTRACT SERVICES TOTAL	**$301,954**	**$330,000**	**$330,000**	**$330,000**
CIP Capital Projects	$62,025	$380,000	$1,130,000	$476,000
Interfund Transfer Out				
(59301) Transfer Out - Cip Fund	$2,431,551	$0	$0	$0
INTERFUND TRANSFER OUT TOTAL	**$2,431,551**	**$0**	**$0**	**$0**
EXPENSES TOTAL	**$3,229,318**	**$1,218,595**	**$1,995,550**	**$1,332,396**
REVENUES LESS EXPENSES	**-$1,935,183**	**-$64,716**	**-$841,671**	**-$144,982**

Draft



City of Diamond Bar Budget

Fiscal Year 26/27

www.diamondbarca.gov

209 - SB 821 FUND (BIKE AND PEDESTRIAN PATHS TDA)

Draft

FUND DESCRIPTION

The State allocates funds to cities for the specific purpose of the construction of bike and pedestrian paths via SB821. This fund has been established to account for transactions related to the receipt and expenditure of these funds.

BUDGET DETAIL

209 - SB 821 Official

	2024 - 25 Actual	2025-26 Adopted Budget	2025-26 Revised Budget	2026-27 Proposed Budget
Revenues				
State Revenue				
(43230) SB 821 - Bikeways & Trails	-$4,420	$0	$0	$45,000
STATE REVENUE TOTAL	**-$4,420**	**$0**	**$0**	**$45,000**
REVENUES TOTAL	**-$4,420**	**$0**	**$0**	**$45,000**
Expenses				
CIP Capital Projects	$0	$0	$100,000	$0
Interfund Transfer Out				
(59301) Transfer Out - Cip Fund	$26,439	$0	$5,080	$0
INTERFUND TRANSFER OUT TOTAL	**$26,439**	**$0**	**$5,080**	**$0**
EXPENSES TOTAL	**$26,439**	**$0**	**$105,080**	**$0**
REVENUES LESS EXPENSES	**-$30,859**	**$0**	**-$105,080**	**$45,000**



City of Diamond Bar Budget

Fiscal Year 26/27

www.diamondbarca.gov

224 - Permanent Local Housing Allocation

FUND DESCRIPTION

The State allocates funds to cities for the construction of affordable housing, programs to assist persons who are experiencing or are at risk of homelessness, or other housing-related assistance programs for low-to-moderate income households. This fund has been established to account for transactions related to the receipt and expenditure of these funds.

BUDGET DETAIL

224 - Permanent Local Housing Allocation

	2024 - 25 Actual	2025-26 Adopted Budget	2025-26 Revised Budget	2026-27 Proposed Budget
Revenues				
State Revenue				
(43125) PLHA Revenue	$30,417	$390,664	$390,664	$145,681
STATE REVENUE TOTAL	**$30,417**	**$390,664**	**$390,664**	**$145,681**
REVENUES TOTAL	**$30,417**	**$390,664**	**$390,664**	**$145,681**
Expenses				
Professional Svcs				
(54900) PS - Other Prof Svcs	$151,337	$78,133	$78,133	$29,136
PROFESSIONAL SVCS TOTAL	**$151,337**	**$78,133**	**$78,133**	**$29,136**
Contract Services	$0	$312,531	$312,531	$116,545
EXPENSES TOTAL	**$151,337**	**$390,664**	**$390,664**	**$145,681**
REVENUES LESS EXPENSES	**-$120,920**	**$0**	**$0**	**$0**

Draft



City of Diamond Bar Budget

Fiscal Year 26/27

www.diamondbarca.gov

225 - COMMUNITY DEVELOPMENT BLOCK GRANT FUND

Draft

FUND DESCRIPTION

The City receives an annual CDBG allotment from the federal government via the Community Development Commission. The purpose of this grant is to fund approved community development programs and projects benefiting low and moderate income citizens.

POSITION FUNDING ALLOCATION DETAIL

225 - CDBG

Position Name	2027
Allocated FTE Count	
Recreation Coordinator-Seniors	0
ALLOCATED FTE COUNT	**0**

BUDGET DETAIL

225 - CDBG

	2024 - 25 Actual	2025-26 Adopted Budget	2025-26 Revised Budget	2026-27 Proposed Budget
Revenues				
Federal Revenue				
(42020) CDBG Revenue	$341,104	$387,192	$387,192	$399,734
FEDERAL REVENUE TOTAL	**$341,104**	**$387,192**	**$387,192**	**$399,734**
REVENUES TOTAL	**$341,104**	**$387,192**	**$387,192**	**$399,734**
Expenses				
Personnel Services				
(50010) Salaries	$20,051	$20,319	$20,319	$0
(50030) Part-Time Wages	$5,126	$0	$0	$0
(50040) Classic Member Retiremnt	$239	$50	$50	$0
(50044) Pepra Member Retiremnt	$1,309	$1,740	$1,740	$0
(50046) Pepra Member Ual Pmts	$71	$94	$94	$0
(50050) City Paid Benefits	$259	$300	$300	$0
(50052) Worker's Compensation	$0	$427	$427	$0
(50054) Short/Long Term Disability	$67	$216	$216	$0
(50056) Medicare Expense	$331	$313	$313	$0
(50060) Benefit Allotment	$4,845	$5,897	$5,897	$0
PERSONNEL SERVICES TOTAL	**$32,299**	**$29,356**	**$29,356**	**$0**
Supplies				
(51200) Operating Supplies	$0	$2,500	$2,500	$0
SUPPLIES TOTAL	**$0**	**$2,500**	**$2,500**	**$0**
Professional Svcs				
(54460) Ps - Home Improv Loan	$0	$40,026	$40,026	$42,000
(54900) PS - Other Prof Svcs	$127,096	$4,206	$4,206	$0
PROFESSIONAL SVCS TOTAL	**$127,096**	**$44,232**	**$44,232**	**$42,000**
Contract Services	$0	$160,104	$160,104	$168,000
CIP Capital Projects	$87,443	$145,000	$226,145	$189,734
Misc Expenditures	$0	$6,000	$6,000	$0
Interfund Transfer Out				
(59301) Transfer Out - Cip Fund	$101,421	$0	$0	$0
INTERFUND TRANSFER OUT TOTAL	**$101,421**	**$0**	**$0**	**$0**
EXPENSES TOTAL	**$348,258**	**$387,192**	**$468,337**	**$399,734**
REVENUES LESS EXPENSES	**-$7,154**	**$0**	**-$81,145**	**$0**

Draft



City of Diamond Bar Budget

Fiscal Year 26/27

www.diamondbarca.gov

226 - CASP SB1186

FUND DESCRIPTION

SB 1186 requires that a $4 additional fee is to be paid by any applicant seeking a local business license when it is initially issued or renewed. From January 1, 2018 through December 31, 2023, the City will retain 90% of the fees collected. The purpose of the fee is to increase disability access and compliance with construction-related accessibility.

BUDGET DETAIL

226 - CASP SB 1186

	2024 - 25 Actual	2025-26 Adopted Budget	2025-26 Revised Budget	2026-27 Proposed Budget
Revenues				
Planning Fees				
(48150) Business License - Sb1186	$7,690	$8,000	$8,000	$8,000
PLANNING FEES TOTAL	**$7,690**	**$8,000**	**$8,000**	**$8,000**
Investment Income				
(48500) Investment Earnings	$2,204	$200	$200	$200
(48510) Unrealized Gain/Loss Fmv	$1,099	$0	$0	$0
INVESTMENT INCOME TOTAL	**$3,303**	**$200**	**$200**	**$200**
REVENUES TOTAL	**$10,992**	**$8,200**	**$8,200**	**$8,200**
Expenses	$0	$60,000	$60,000	$60,000
REVENUES LESS EXPENSES	**$10,992**	**-$51,800**	**-$51,800**	**-$51,800**

Draft



City of Diamond Bar Budget

Fiscal Year 26/27

www.diamondbarca.gov

238 - LANDSCAPE MAINTENANCE DISTRICT #38

Draft

FUND DESCRIPTION

The City is responsible for the operations of the LLAD #38 which primarily maintains the City's medians. This district was set up in accordance with the Landscape and Lighting Act of 1972. Property owners benefiting from this district receive a special assessment on their property taxes. This fund accounts for this district's operations.

POSITION FUNDING ALLOCATION DETAIL

238 - District 38

Position Name	2027
Allocated FTE Count	
Facilities Maintenance Supervisor	0.05
Parks & Maintenance Superintendent	0.2
ALLOCATED FTE COUNT	**0.25**

BUDGET DETAIL

238 - District 38

	2024-25 Actual	2025-26 Adopted Budget	2025-26 Revised Budget	2026-27 Proposed Budget
Revenues				
Special Assessments				
(40080) Special Assessments	$270,195	$276,780	$276,780	$272,669
SPECIAL ASSESSMENTS TOTAL	**$270,195**	**$276,780**	**$276,780**	**$272,669**
Interfund Transfers				
(49100) Transfer In - General Fd	$0	$217,326	$525,803	$88,378
INTERFUND TRANSFERS TOTAL	**$0**	**$217,326**	**$525,803**	**$88,378**
REVENUES TOTAL	**$270,195**	**$494,106**	**$802,583**	**$361,047**
Expenses				
Personnel Services				
(50010) Salaries	$36,751	$33,814	$33,814	$37,272
(50040) Classic Member Retiremnt	$6,580	$6,427	$6,427	$6,658
(50042) Classic Member Ual Pmts	$4,208	$5,073	$5,073	$5,718
(50050) City Paid Benefits	$635	$278	$278	$278
(50052) Worker's Compensation	$0	$995	$995	$1,150
(50054) Short/Long Term Disability	$166	$339	$339	$351
(50056) Medicare Expense	$531	$516	$516	$508
(50060) Benefit Allotment	$5,275	$5,550	$5,550	$5,850
PERSONNEL SERVICES TOTAL	**$54,146**	**$52,992**	**$52,992**	**$57,785**
Operating Exp				
(52160) Advertising	$1,605	$3,000	$3,000	$3,000
(52210) Electric Utility Expenditure	$3,057	$5,500	$5,500	$5,500
(52220) Water Utility Expenditure	$158,985	$154,000	$154,000	$97,300
(52320) Maint Of Grounds/Buildings	$49,916	$50,000	$50,000	$30,000
OPERATING EXP TOTAL	**$213,563**	**$212,500**	**$212,500**	**$135,800**
Professional Svcs				
(54900) PS - Other Prof Svcs	$1,834	$7,000	$7,000	$7,500
PROFESSIONAL SVCS TOTAL	**$1,834**	**$7,000**	**$7,000**	**$7,500**
Contract Services				
(55522) Cs - Tree Maintenance	$83,700	$10,000	$10,000	$10,000
(55524) Cs - Landscape Maintenance	$225,429	$211,500	$211,500	$150,000
CONTRACT SERVICES TOTAL	**$309,129**	**$221,500**	**$221,500**	**$160,000**
EXPENSES TOTAL	**$578,672**	**$493,992**	**$493,992**	**$361,085**
REVENUES LESS EXPENSES	**-$308,476**	**$114**	**$308,591**	**-$38**

Draft



City of Diamond Bar Budget

Fiscal Year 26/27

www.diamondbarca.gov

239 - LANDSCAPE MAINTENANCE DISTRCIT #39-2022

Draft

FUND DESCRIPTION

The County of Los Angeles originally formed Landscape Assessment District No. 39 (LAD 39) prior to the City's incorporation and in accordance with the Landscape and Lighting Act of 1972. Property owners benefiting from the district receive a special assessment on their property taxes. After its incorporation, the City took over the administration of the assessment district. In March 2022, the City implemented a successful Proposition 218 balloting procedure to replace LAD 39 with LAD 39-2022 with the same service area and an updated assessment structure approved by the property owners. This fund accounts for this district's operations.

POSITION FUNDING ALLOCATION DETAIL

239 - District 39

Position Name	2027
Allocated FTE Count	
Management Analyst	0.05
Facilities Maintenance Supervisor	0.05
Parks & Maintenance Superintendent	0.1
ALLOCATED FTE COUNT	**0.2**

BUDGET DETAIL

239 - District 39

	2024-25 Actual	2025-26 Adopted Budget	2025-26 Revised Budget	2026-27 Proposed Budget
Revenues				
Special Assessments				
(40080) Special Assessments	$658,112	$687,833	$687,833	$708,390
SPECIAL ASSESSMENTS TOTAL	**$658,112**	**$687,833**	**$687,833**	**$708,390**
Investment Income	$1,862	$0	$0	$0
Interfund Transfers				
(49100) Transfer In - General Fd	$44,037	$45,535	$45,535	$42,638
INTERFUND TRANSFERS TOTAL	**$44,037**	**$45,535**	**$45,535**	**$42,638**
REVENUES TOTAL	**$704,011**	**$733,368**	**$733,368**	**$751,028**
Expenses				
Personnel Services				
(50010) Salaries	$24,675	$25,154	$25,154	$27,590
(50040) Classic Member Retiremnt	$4,035	$3,807	$3,807	$3,944
(50042) Classic Member Ual Pmts	$2,493	$3,005	$3,005	$3,387
(50044) Pepra Member Retiremnt	$172	$413	$413	$426
(50050) City Paid Benefits	$391	$222	$222	$222
(50052) Worker's Compensation	$0	$633	$633	$732
(50054) Short/Long Term Disability	$108	$252	$252	$261
(50056) Medicare Expense	$367	$365	$365	$378
(50060) Benefit Allotment	$3,816	$4,422	$4,422	$4,662
PERSONNEL SERVICES TOTAL	**$36,058**	**$38,273**	**$38,273**	**$41,602**
Operating Exp				
(52160) Advertising	$1,690	$3,500	$3,500	$3,500
(52210) Electric Utility Expenditure	$307	$2,000	$2,000	$2,000
(52220) Water Utility Expenditure	$134,191	$123,500	$123,500	$135,000
(52320) Maint Of Grounds/Buildings	$24,821	$248,544	$248,544	$104,133
OPERATING EXP TOTAL	**$161,008**	**$377,544**	**$377,544**	**$244,633**
Professional Svcs				
(54900) PS - Other Prof Svcs	$1,051	$7,000	$7,000	$5,000
PROFESSIONAL SVCS TOTAL	**$1,051**	**$7,000**	**$7,000**	**$5,000**
Contract Services				
(55522) Cs - Tree Maintenance	$32,000	$32,000	$32,000	$32,000
(55524) Cs - Landscape Maintenance	$164,586	$175,000	$175,000	$330,000
(55526) Cs - Weed/Pest Abatement	$46,092	$58,000	$58,000	$60,000
CONTRACT SERVICES TOTAL	**$242,678**	**$265,000**	**$265,000**	**$422,000**
CIP Capital Projects	$0	$400,000	$400,000	$0
EXPENSES TOTAL	**$440,796**	**$1,087,817**	**$1,087,817**	**$713,235**
REVENUES LESS EXPENSES	**$263,215**	**-$354,449**	**-$354,449**	**$37,793**

Draft



City of Diamond Bar Budget

Fiscal Year 26/27

www.diamondbarca.gov

241 - LANDSCAPE MAINTENANCE DISTRCIT #41-2021

Draft

FUND DESCRIPTION

The County of Los Angeles originally formed Landscape Assessment District No. 41 (LAD 41) prior to the City's incorporation and in accordance with the Landscape and Lighting Act of 1972. Property owners benefiting from the district receive a special assessment on their property taxes. After its incorporation, the City took over the administration of the assessment district. In July 2021, the City implemented a successful Proposition 218 balloting procedure to replace LAD 41 with LAD 41-2021 with the same service area and an updated assessment structure approved by the property owners. This fund accounts for this district's operations.

POSITION FUNDING ALLOCATION DETAIL

241 - District 41

Position Name	2027
Allocated FTE Count	
Management Analyst	0.05
Facilities Maintenance Supervisor	0.05
Parks & Maintenance Superintendent	0.1
ALLOCATED FTE COUNT	**0.2**

BUDGET DETAIL

241 - District 41

	2024-25 Actual	2025-26 Adopted Budget	2025-26 Revised Budget	2026-27 Proposed Budget
Revenues				
Special Assessments				
(40080) Special Assessments	$309,079	$320,686	$320,686	$330,166
SPECIAL ASSESSMENTS TOTAL	**$309,079**	**$320,686**	**$320,686**	**$330,166**
Investment Income	$699	$0	$0	$0
Interfund Transfers				
(49100) Transfer In - General Fd	$11,955	$12,314	$12,314	$17,453
INTERFUND TRANSFERS TOTAL	**$11,955**	**$12,314**	**$12,314**	**$17,453**
REVENUES TOTAL	**$321,733**	**$333,000**	**$333,000**	**$347,619**
Expenses				
Personnel Services				
(50010) Salaries	$24,675	$25,154	$25,154	$27,590
(50020) Over Time Wages	$0	$394	$394	$394
(50040) Classic Member Retiremnt	$4,035	$3,807	$3,807	$3,944
(50042) Classic Member Ual Pmts	$2,493	$3,005	$3,005	$3,387
(50044) Pepra Member Retiremnt	$172	$413	$413	$426
(50050) City Paid Benefits	$391	$222	$222	$222
(50052) Worker's Compensation	$0	$633	$633	$732
(50054) Short/Long Term Disability	$108	$252	$252	$261
(50056) Medicare Expense	$367	$365	$365	$378
(50060) Benefit Allotment	$3,816	$4,422	$4,422	$4,662
PERSONNEL SERVICES TOTAL	**$36,058**	**$38,667**	**$38,667**	**$41,996**
Operating Exp				
(52160) Advertising	$1,637	$3,000	$3,000	$3,000
(52210) Electric Utility Expenditure	$215	$2,000	$2,000	$1,000
(52220) Water Utility Expenditure	$85,212	$75,000	$75,000	$85,000
(52320) Maint Of Grounds/Buildings	$20,730	$50,000	$50,000	$25,000
OPERATING EXP TOTAL	**$107,794**	**$130,000**	**$130,000**	**$114,000**
Professional Svcs				
(54900) PS - Other Prof Svcs	$1,051	$7,000	$7,000	$5,000
PROFESSIONAL SVCS TOTAL	**$1,051**	**$7,000**	**$7,000**	**$5,000**
Contract Services				
(55522) Cs - Tree Maintenance	$23,000	$23,000	$23,000	$23,000
(55524) Cs - Landscape Maintenance	$67,479	$70,600	$70,600	$225,000
(55526) Cs - Weed/Pest Abatement	$33,405	$51,606	$51,606	$45,000
CONTRACT SERVICES TOTAL	**$123,884**	**$145,206**	**$145,206**	**$293,000**
CIP Capital Projects	$0	$200,000	$200,000	$0
EXPENSES TOTAL	**$268,788**	**$520,873**	**$520,873**	**$453,996**
REVENUES LESS EXPENSES	**$52,946**	**-$187,873**	**-$187,873**	**-$106,377**

Draft



City of Diamond Bar Budget

Fiscal Year 26/27

www.diamondbarca.gov

245 - STREET BEAUTIFICATION FUND

FUND DESCRIPTION

This fund was established in FY 2017/2018 as a result of funds received from development projects to be used towards the Diamond Bar Complete Streets improvements as well as other identified capital improvement streetscape or complete streets projects as conditioned by the development projects entitlements.

BUDGET DETAIL

245 - Street Beautification

	2024 - 25 Actual	2025-26 Adopted Budget	2025-26 Revised Budget	2026-27 Proposed Budget
Revenues				
Investment Income				
(48500) Investment Earnings	$13,749	$2,400	$2,400	$2,400
(48510) Unrealized Gain/Loss Fmv	$6,857	$0	$0	$0
INVESTMENT INCOME TOTAL	**$20,605**	**$2,400**	**$2,400**	**$2,400**
REVENUES TOTAL	**$20,605**	**$2,400**	**$2,400**	**$2,400**
REVENUES LESS EXPENSES	**$20,605**	**$2,400**	**$2,400**	**$2,400**

Draft



City of Diamond Bar Budget

Fiscal Year 26/27

www.diamondbarca.gov

246 - TRAFFIC MITIGATION FUND

FUND DESCRIPTION

The Traffic Mitigation Fund is used to account for funds which have been received from development projects and designated by the City Council for traffic mitigation projects.

BUDGET DETAIL

246 - Traffic Mitigation

	2024 - 25 Actual	2025-26 Adopted Budget	2025-26 Revised Budget	2026-27 Proposed Budget
Revenues				
Investment Income				
(48500) Investment Earnings	$324,109	$150,000	$150,000	$150,000
(48510) Unrealized Gain/Loss Fmv	$161,640	$0	$0	$0
INVESTMENT INCOME TOTAL	**$485,749**	**$150,000**	**$150,000**	**$150,000**
REVENUES TOTAL	**$485,749**	**$150,000**	**$150,000**	**$150,000**
Expenses	$0	$0	$0	$350,000
REVENUES LESS EXPENSES	**$485,749**	**$150,000**	**$150,000**	**-$200,000**

Draft



City of Diamond Bar Budget

Fiscal Year 26/27

www.diamondbarca.gov

247 - SEWER MITIGATION FUND

FUND DESCRIPTION

This fund was established in FY 2014/2015 as a result of Developer Impacts to existing sewer facilities in the City. The fund will be used to account for funds which have been received from development projects and designated by the City Council for sewer facility mitigation/improvement projects.

BUDGET DETAIL

247 - Sewer Mitigation

	2024 - 25 Actual	2025-26 Adopted Budget	2025-26 Revised Budget	2026-27 Proposed Budget
Revenues				
Investment Income				
(48500) Investment Earnings	$2,335	$400	$400	$400
(48510) Unrealized Gain/Loss Fmv	$1,165	$0	$0	$0
INVESTMENT INCOME TOTAL	**$3,500**	**$400**	**$400**	**$400**
REVENUES TOTAL	**$3,500**	**$400**	**$400**	**$400**
REVENUES LESS EXPENSES	**$3,500**	**$400**	**$400**	**$400**

Draft



City of Diamond Bar Budget

Fiscal Year 26/27

www.diamondbarca.gov

248 - TRES HERMANOS CONSERVATION AUTHORITY FUND

Draft

FUND DESCRIPTION

The Tres Hermanos Conservation Authority is a joint powers agency with representatives from the cities of Chino Hills, Diamond Bar, and Industry with the primary purpose to coordinate the overall ownership, maintenance and use of the 2,445-acre Tres Hermanos Ranch property through the collaborative efforts of its Member Agencies. The Tres Hermanos Conservation Authority Fund was created in 2019 to provide for the City's share of the property maintenance and administration costs of the Authority. The revenue source for this fund is a transfer in from the General Fund.

BUDGET DETAIL

248 - Tres Hermanos

	2024 - 25 Actual	2025-26 Adopted Budget	2025-26 Revised Budget	2026-27 Proposed Budget
Revenues				
Investment Income	$13	$0	$0	$0
Interfund Transfers				
(49100) Transfer In - General Fd	$95,473	$80,000	$80,000	$120,000
INTERFUND TRANSFERS TOTAL	**$95,473**	**$80,000**	**$80,000**	**$120,000**
REVENUES TOTAL	**$95,486**	**$80,000**	**$80,000**	**$120,000**
Expenses				
Operating Exp				
(52320) Maint Of Grounds/Buildings	$95,473	$80,000	$80,000	$120,000
OPERATING EXP TOTAL	**$95,473**	**$80,000**	**$80,000**	**$120,000**
EXPENSES TOTAL	**$95,473**	**$80,000**	**$80,000**	**$120,000**
REVENUES LESS EXPENSES	**$13**	**$0**	**$0**	**$0**



City of Diamond Bar Budget

Fiscal Year 26/27

www.diamondbarca.gov

250 - INTEGRATED WASTE MANAGEMENT FUND

Draft

FUND DESCRIPTION

The Integrated Waste Management Fund was created during FY 1990/1991, to account for expenditures and revenues related to the activities involved with the City's efforts to comply with AB939. Revenues recorded in this fund are the adopted waste hauler fees and funds received from the State for recycling education and efforts.

POSITION FUNDING ALLOCATION DETAIL

250 - Integrated Waste Management

Position Name	2027
Allocated FTE Count	
Management Analyst	1.7
Public Works Maintenance Superintendent-Streets	0.025
Senior Neighborhood Improvement Officer	0.2
Assistant to the City Manager	0.35
Public Works Manager/Assistant City Engineer	0.025
Administrative Assistant	0.025
Community Relations Manager	0.3
Media Specialist	0.25
Finance Supervisor	0.025
Accounting Technician	0.05
Community Relations Coordinator	0.15
Finance Director	0.025
Facilities Maintenance Supervisor	0.025
Public Works Director/City Engineer	0.025
Principal Management Analyst	0.05
Assistant City Manager	0.1
Facilities & Asset Maintenance Technician	0.025
Neighborhood Improvement Officer	0.1
Senior Maintenance Worker	0.025
Administrative Coordinator	0.075
Senior Accounting Technician	0.075

Position Name	2027
ALLOCATED FTE COUNT	3.625

BUDGET DETAIL

250 - Integrated Waste Management

	2024-25 Actual	2025-26 Adopted Budget	2025-26 Revised Budget	2026-27 Proposed Budget
Revenues				
State Revenue	$65,798	$0	$0	$0
Miscellaneous Fees				
(48410) Integrated Waste Mgmt Fees	$906,854	$740,670	$706,780	$772,500
MISCELLANEOUS FEES TOTAL	**$906,854**	**$740,670**	**$706,780**	**$772,500**
Investment Income				
(48500) Investment Earnings	$86,682	$35,000	$35,000	$35,000
(48510) Unrealized Gain/Loss Fmv	$43,230	$0	$0	$0
INVESTMENT INCOME TOTAL	**$129,912**	**$35,000**	**$35,000**	**$35,000**
Cost Reimbursements				
(48820) Cost Reimbursements	$50,230	$50,000	$3,704	$5,000
COST REIMBURSEMENTS TOTAL	**$50,230**	**$50,000**	**$3,704**	**$5,000**
REVENUES TOTAL	**$1,152,794**	**$825,670**	**$745,484**	**$812,500**
Expenses				
Personnel Services				
(50010) Salaries	$347,432	$418,809	$418,809	$434,447
(50020) Over Time Wages	$1,839	$2,000	$2,000	$2,000
(50040) Classic Member Retiremnt	$23,147	$33,225	$33,225	$34,417
(50042) Classic Member Ual Pmts	$20,992	$25,993	$25,993	$29,298
(50044) Pepra Member Retiremnt	$17,058	$19,263	$19,263	$19,950
(50046) Pepra Member Ual Pmts	$847	$1,040	$1,040	$1,082
(50050) City Paid Benefits	$5,711	$3,627	$3,627	$3,627
(50052) Worker's Compensation	$0	$5,791	$5,791	$6,724
(50054) Short/Long Term Disability	$1,631	$4,124	$4,124	$4,282
(50056) Medicare Expense	$5,583	$6,054	$6,054	$6,209
(50060) Benefit Allotment	$69,324	$79,548	$79,548	$83,898
(50072) Auto Allowance	$567	$630	$630	$630
(50074) Technology Allowance	$510	$720	$720	$720
PERSONNEL SERVICES TOTAL	**$494,640**	**$600,824**	**$600,824**	**$627,284**
Supplies				
(51200) Operating Supplies	$24,650	$28,000	$28,000	$28,000
(51300) Small Tools & Equipment	$2,320	$10,000	$10,000	$10,000
(51400) Promotional Supplies	$11,441	$10,000	$10,000	$10,000
SUPPLIES TOTAL	**$38,411**	**$48,000**	**$48,000**	**$48,000**
Operating Exp				
(52110) Printing	$3,369	$21,000	$21,000	$21,000
(52160) Advertising	$2,205	$10,000	$10,000	$10,000
(52170) Postage	$0	$15,000	$15,000	$15,000
(52400) Membership & Dues	$490	$1,000	$1,000	$1,000
(52405) Publications	$0	$200	$200	$200
(52410) Meetings	$580	$1,000	$1,000	$1,000
(52415) Conferences	$99	$2,000	$2,000	$2,000
(52500) Education & Training	$0	$1,000	$1,000	$1,000
OPERATING EXP TOTAL	**$6,743**	**$51,200**	**$51,200**	**$51,200**
Professional Svcs				
(54900) PS - Other Prof Svcs	$110,004	$150,750	$272,279	$330,750
PROFESSIONAL SVCS TOTAL	**$110,004**	**$150,750**	**$272,279**	**$330,750**
Contract Services				
(55000) Cs - Contract Services	$28,206	$35,000	$35,000	$35,000
CONTRACT SERVICES TOTAL	**$28,206**	**$35,000**	**$35,000**	**$35,000**
Capital Outlay Exp				

Draft

	2024-25 Actual	2025-26 Adopted Budget	2025-26 Revised Budget	2026-27 Proposed Budget
(56116) Equipment	$34,186	$0	$0	$0
CAPITAL OUTLAY EXP TOTAL	**$34,186**	**$0**	**$0**	**$0**
Misc Expenditures				
(57220) Special Events Insurance	$2,255	$3,000	$3,000	$3,000
MISC EXPENDITURES TOTAL	**$2,255**	**$3,000**	**$3,000**	**$3,000**
Interfund Transfer Out				
(59100) Transfer Out - General Fund	$0	$10,000	$10,000	$10,000
INTERFUND TRANSFER OUT TOTAL	**$0**	**$10,000**	**$10,000**	**$10,000**
EXPENSES TOTAL	**$714,444**	**$898,774**	**$1,020,303**	**$1,105,234**
REVENUES LESS EXPENSES	**$438,350**	**-$73,104**	**-$274,819**	**-$292,734**

Draft



City of Diamond Bar Budget

Fiscal Year 26/27

www.diamondbarca.gov

251 - AIR QUALITY IMPROVEMENT FUND

FUND DESCRIPTION

This fund was established in FY 1991/1992 to account for revenues received as a result of AB2766 which authorized the imposition of an additional motor vehicle registration fee to fund the implementation of air quality management compliance and provisions of the California Clean Air Act of 1988.

BUDGET DETAIL

251 - Air Quality Improvement

	2024 - 25 Actual	2025-26 Adopted Budget	2025-26 Revised Budget	2026-27 Proposed Budget
Revenues				
State Revenue				
(43100) AB 2766 Revenue	$71,092	$73,000	$73,000	$71,000
STATE REVENUE TOTAL	**$71,092**	**$73,000**	**$73,000**	**$71,000**
Investment Income				
(48500) Investment Earnings	$5,414	$2,100	$2,100	$2,100
(48510) Unrealized Gain/Loss Fmv	$2,700	$0	$0	$0
INVESTMENT INCOME TOTAL	**$8,114**	**$2,100**	**$2,100**	**$2,100**
REVENUES TOTAL	**$79,206**	**$75,100**	**$75,100**	**$73,100**
Expenses				
Professional Svcs	$1,050	$40,000	$40,000	$5,000
CIP Capital Projects				
(56102) CIP-Traffic Control Imprv	$0	$34,000	$34,000	$34,000
CIP CAPITAL PROJECTS TOTAL	**$0**	**$34,000**	**$34,000**	**$34,000**
Interfund Transfer Out				
(59502) Transfer Out - Vehicle Repl Fund	$0	$0	$0	$35,000
INTERFUND TRANSFER OUT TOTAL	**$0**	**$0**	**$0**	**$35,000**
EXPENSES TOTAL	**$1,050**	**$74,000**	**$74,000**	**$74,000**
REVENUES LESS EXPENSES	**$78,156**	**$1,100**	**$1,100**	**-$900**

Draft



City of Diamond Bar Budget

Fiscal Year 26/27

www.diamondbarca.gov

252 - WASTE HAULER FUND

FUND DESCRIPTION

The Waste Hauler Fund was established in FY 2013/2014. These funds are received from the City's Waste Hauler in order to mitigate damage to City streets by large trash trucks. Previously these funds were recognized in the General Fund.

BUDGET DETAIL

252 - Waste Hauler

	2024 - 25 Actual	2025-26 Adopted Budget	2025-26 Revised Budget	2026-27 Proposed Budget
Revenues				
Engineering Fees				
(48265) Road Reimbursement	$122,946	$173,150	$173,150	$180,250
ENGINEERING FEES TOTAL	**$122,946**	**$173,150**	**$173,150**	**$180,250**
Investment Income				
(48500) Investment Earnings	$9,593	$1,300	$1,300	$1,300
(48510) Unrealized Gain/Loss Fmv	$4,784	$0	$0	$0
INVESTMENT INCOME TOTAL	**$14,377**	**$1,300**	**$1,300**	**$1,300**
REVENUES TOTAL	**$137,323**	**$174,450**	**$174,450**	**$181,550**
Expenses				
CIP Capital Projects	$0	$195,000	$445,000	$180,000
Interfund Transfer Out				
(59301) Transfer Out - Cip Fund	$140,871	$0	$0	$0
INTERFUND TRANSFER OUT TOTAL	**$140,871**	**$0**	**$0**	**$0**
EXPENSES TOTAL	**$140,871**	**$195,000**	**$445,000**	**$180,000**
REVENUES LESS EXPENSES	**-$3,548**	**-$20,550**	**-$270,550**	**$1,550**

Draft



City of Diamond Bar Budget

Fiscal Year 26/27

www.diamondbarca.gov

253 - USED OIL BLOCK GRANT FUND

FUND DESCRIPTION

The Department of Resources Recycling and Recovery (CalRecycle) administers the annual Used Oil Payment Program (OPP) grant program to provide cities with the opportunity to offer used oil recycling and disposal programs.

BUDGET DETAIL (REVENUES)

253 - Used Oil Block Grant (Revenues)

	2024 - 25 Actual	2025-26 Adopted Budget	2025-26 Revised Budget	2026-27 Proposed Budget
State Revenue				
(43200) Used Motor Oil Block Grant	$7,833	$7,833	$7,833	$7,721
STATE REVENUE TOTAL	**$7,833**	**$7,833**	**$7,833**	**$7,721**
Investment Income				
(48500) Investment Earnings	$1,069	$200	$200	$200
(48510) Unrealized Gain/Loss Fmv	$533	$0	$0	$0
INVESTMENT INCOME TOTAL	**$1,603**	**$200**	**$200**	**$200**
TOTAL	**$9,436**	**$8,033**	**$8,033**	**$7,921**

Draft

BUDGET DETAIL (EXPENSES)

253 - Used Oil Block Grant (Expenses)

	2024 - 25 Actual	2025-26 Adopted Budget	2025-26 Revised Budget	2026-27 Proposed Budget
Supplies				
(51200) Operating Supplies	$4,248	$5,873	$5,873	$5,721
(51300) Small Tools & Equipment	$1,000	$0	$0	$0
SUPPLIES TOTAL	**$5,248**	**$5,873**	**$5,873**	**$5,721**
Operating Exp				
(52160) Advertising	$750	$1,000	$1,000	$1,000
(52302) Rental/Lease - Real Property	$1,818	$0	$0	$0
OPERATING EXP TOTAL	**$2,568**	**$1,000**	**$1,000**	**$1,000**
Professional Svcs				
(54900) PS - Other Prof Svcs	$1,280	$960	$960	$1,000
PROFESSIONAL SVCS TOTAL	**$1,280**	**$960**	**$960**	**$1,000**
TOTAL	**$9,096**	**$7,833**	**$7,833**	**$7,721**

Draft



City of Diamond Bar Budget

Fiscal Year 26/27

www.diamondbarca.gov

254 - BEVERAGE CONTAINER RECYCLING GRANT FUND

Draft

FUND DESCRIPTION

The Department of Resources Recycling and Recovery (CalRecycle) administers this annual grant program to provide cities with the opportunity to offer beverage container recycling programs, including aluminum, glass, plastic and bi-metal.

BUDGET DETAIL (REVENUES)

254 - Beverage Container Recycling Grant Revenue

	2024 - 25 Actual	2025-26 Adopted Budget	2025-26 Revised Budget	2026-27 Proposed Budget
State Revenue				
(43220) Beverage Container Recycling	$13,618	$13,000	$13,000	$13,532
STATE REVENUE TOTAL	**$13,618**	**$13,000**	**$13,000**	**$13,532**
Investment Income				
(48500) Investment Earnings	$4,763	$1,800	$1,800	$1,800
(48510) Unrealized Gain/Loss Fmv	$2,375	$0	$0	$0
INVESTMENT INCOME TOTAL	**$7,138**	**$1,800**	**$1,800**	**$1,800**
TOTAL	**$20,756**	**$14,800**	**$14,800**	**$15,332**

BUDGET DETAIL (EXPENSES)

254 - Beverage Container Recycling Grant Expenses

	2024 - 25 Actual	2025-26 Adopted Budget	2025-26 Revised Budget	2026-27 Proposed Budget
Supplies				
(51300) Small Tools & Equipment	$10,839	$6,196	$6,196	$9,532
SUPPLIES TOTAL	**$10,839**	**$6,196**	**$6,196**	**$9,532**
Operating Exp				
(52160) Advertising	$1,924	$7,500	$7,500	$4,000
OPERATING EXP TOTAL	**$1,924**	**$7,500**	**$7,500**	**$4,000**
Contract Services	$0	$13,618	$13,618	$0
Capital Outlay Exp				
(56116) Equipment	$0	$70,000	$70,000	$0
CAPITAL OUTLAY EXP TOTAL	**$0**	**$70,000**	**$70,000**	**$0**
TOTAL	**$12,764**	**$97,314**	**$97,314**	**$13,532**

Draft



City of Diamond Bar Budget

Fiscal Year 26/27

www.diamondbarca.gov

256 - HAZARD MITIGATION GRANT FUND

FUND DESCRIPTION

The City received a grant from FEMA in order to update the City's Hazard Mitigation Plan. This plan establishes the City's strategy to implement improvements and programs to lessen community impacts in the event of natural hazard events.

BUDGET DETAIL

256 - Hazard Mitigation Grant

	2024 - 25 Actual	2025-26 Adopted Budget	2025-26 Revised Budget	2026-27 Proposed Budget
Revenues	$348	$0	$0	$221,000
Expenses	$0	$0	$0	$221,000
REVENUES LESS EXPENSES	**$348**	**$0**	**$0**	**$0**

Draft



City of Diamond Bar Budget

Fiscal Year 26/27

www.diamondbarca.gov

260 - PARK FEES (QUIMBY) FUND

FUND DESCRIPTION

Within the California Subdivision Map Act is a requirement that developers either contribute land or pay fees to the local municipal government to provide recreational facilities within the development area. This fund is used to account for the fees received.

BUDGET DETAIL

260 - Quimby

	2024 - 25 Actual	2025-26 Adopted Budget	2025-26 Revised Budget	2026-27 Proposed Budget
Revenues				
Investment Income				
(48500) Investment Earnings	$5,141	$500	$500	$500
(48510) Unrealized Gain/Loss Fmv	$2,564	$0	$0	$0
INVESTMENT INCOME TOTAL	**$7,704**	**$500**	**$500**	**$500**
REVENUES TOTAL	**$7,704**	**$500**	**$500**	**$500**
REVENUES LESS EXPENSES	**$7,704**	**$500**	**$500**	**$500**

Draft



City of Diamond Bar Budget

Fiscal Year 26/27

www.diamondbarca.gov

261 - MEASURE A NEIGHBORHOOD PARKS ACT

FUND DESCRIPTION

Measure A Neighborhood Parks Act was approved by the voters in November 2016 and provides funds to improve the quality of life throughout Los Angeles County by preserving and protecting parks, safe places to play, community recreation facilities, beaches, rivers, open spaces and water conservation. Measure A funds provide local funding for parks, recreation, trails, cultural facilities, open space and Veteran and youth programs. Funding is approved on a per-project basis and reimburses City expenses.

Draft

BUDGET DETAIL

261 - Measure A

	2024-25 Actual	2025-26 Adopted Budget	2025-26 Revised Budget	2026-27 Proposed Budget
Revenues				
County Revenue				
(44080) Measure A Category 1 Rev	$0	$0	$0	$0
COUNTY REVENUE TOTAL	**$0**	**$0**	**$0**	**$0**
REVENUES TOTAL	**$0**	**$0**	**$0**	**$0**
REVENUES LESS EXPENSES	**$0**	**$0**	**$0**	**$0**



City of Diamond Bar Budget

Fiscal Year 26/27

www.diamondbarca.gov

262 - PARK & FACILITY DEVELOPMENT FUND

Draft

FUND DESCRIPTION

The purpose of this fund is to provide resources for the development and enhancement of the City's parks and facilities.

BUDGET DETAIL

262 - Park & Facility Development Official

	2024 - 25 Actual	2025-26 Adopted Budget	2025-26 Revised Budget	2026-27 Proposed Budget
Revenues				
State Revenue	$250,000	$0	$0	$0
Rev From Oth Cities	$1,000,000	$0	$1,000,000	$0
Investment Income				
(48500) Investment Earnings	$109,515	$7,300	$7,300	$7,300
(48510) Unrealized Gain/Loss Fmv	$54,618	$0	$0	$0
INVESTMENT INCOME TOTAL	**$164,133**	**$7,300**	**$7,300**	**$7,300**
Miscellaneous Revenue	$925,314	$0	$0	$0
REVENUES TOTAL	**$2,339,447**	**$7,300**	**$1,007,300**	**$7,300**
Expenses				
Professional Svcs	$0	$35,000	$35,000	$0
Capital Outlay Exp	$925,314	$0	$0	$0
CIP Capital Projects	$0	$0	$901,425	$250,000
Interfund Transfer Out				
(59301) Transfer Out - Cip Fund	$1,355,309	$0	$509,646	$0
INTERFUND TRANSFER OUT TOTAL	**$1,355,309**	**$0**	**$509,646**	**$0**
EXPENSES TOTAL	**$2,280,623**	**$35,000**	**$1,446,071**	**$250,000**
REVENUES LESS EXPENSES	**$58,824**	**-$27,700**	**-$438,771**	**-$242,700**



City of Diamond Bar Budget

Fiscal Year 26/27

www.diamondbarca.gov

270 - PEG FEES FUND

FUND DESCRIPTION

Public, Educational and Governmental (PEG) fees totaling 1% of gross revenues are remitted to the City by all video service providers with a valid state franchise. In accordance with federal law, PEG fees may be used only for capital expenditures related to the City's operations of its PEG channels. Capital expenditures include equipment, and related labor, software, training and associated warranty costs. Repairs are not considered capital expenditures.

BUDGET DETAIL

270 - PEG Fees

	2024-25 Actual	2025-26 Adopted Budget	2025-26 Revised Budget	2026-27 Proposed Budget
Revenues				
Other Taxes & Fees				
(41040) PEG Fees	$65,909	$100,000	$100,000	$65,000
OTHER TAXES & FEES TOTAL	**$65,909**	**$100,000**	**$100,000**	**$65,000**
Investment Income				
(48500) Investment Earnings	$21,333	$3,800	$3,800	$3,800
(48510) Unrealized Gain/Loss Fmv	$10,639	$0	$0	$0
INVESTMENT INCOME TOTAL	**$31,972**	**$3,800**	**$3,800**	**$3,800**
REVENUES TOTAL	**$97,881**	**$103,800**	**$103,800**	**$68,800**
Expenses				
Contract Services	$14,375	$0	$0	$0
Capital Outlay Exp				
(56116) Equipment	$20,389	$100,000	$140,000	$50,000
CAPITAL OUTLAY EXP TOTAL	**$20,389**	**$100,000**	**$140,000**	**$50,000**
Interfund Transfer Out				
(59301) Transfer Out - Cip Fund	$292,418	$0	$0	$0
INTERFUND TRANSFER OUT TOTAL	**$292,418**	**$0**	**$0**	**$0**
EXPENSES TOTAL	**$327,181**	**$100,000**	**$140,000**	**$50,000**
REVENUES LESS EXPENSES	**-$229,300**	**$3,800**	**-$36,200**	**$18,800**

Draft



City of Diamond Bar Budget

Fiscal Year 26/27

www.diamondbarca.gov

280 - CITIZENS OPTION FOR PUBLIC SAFETY (COPS) FUND

Draft

FUND DESCRIPTION

The purpose of these funds are to enhance the City's public safety budget and to fund special public safety related projects. These funds are used to provide at-risk youth counseling with a majority of the funds being transferred to the General Fund to pay for City's contracted Law Enforcement services.

BUDGET DETAIL (REVENUES)

280 - COPS REVENUES

	2024 - 25 Actual	2025-26 Adopted Budget	2025-26 Revised Budget	2026-27 Proposed Budget
State Revenue				
(43160) State Cops Revenue	$194,663	$185,000	$185,000	$185,000
STATE REVENUE TOTAL	**$194,663**	**$185,000**	**$185,000**	**$185,000**
Investment Income				
(48500) Investment Earnings	$19,322	$3,200	$3,200	$3,200
(48510) Unrealized Gain/Loss Fmv	$9,636	$0	$0	$0
INVESTMENT INCOME TOTAL	**$28,958**	**$3,200**	**$3,200**	**$3,200**
TOTAL	**$223,622**	**$188,200**	**$188,200**	**$188,200**

BUDGET DETAIL (EXPENSES)

280 - COPS EXPENSES

	2024 - 25 Actual	2025-26 Adopted Budget	2025-26 Revised Budget	2026-27 Proposed Budget
Professional Svcs				
(54900) PS - Other Prof Svcs	$4,800	$5,000	$5,000	$5,000
PROFESSIONAL SVCS TOTAL	**$4,800**	**$5,000**	**$5,000**	**$5,000**
Capital Outlay Exp				
(56116) Equipment	$0	$5,000	$5,000	$5,000
CAPITAL OUTLAY EXP TOTAL	**$0**	**$5,000**	**$5,000**	**$5,000**
Interfund Transfer Out				
(59100) Transfer Out - General Fund	$152,500	$152,500	$152,500	$152,500
INTERFUND TRANSFER OUT TOTAL	**$152,500**	**$152,500**	**$152,500**	**$152,500**
TOTAL	**$157,300**	**$162,500**	**$162,500**	**$162,500**

Draft



Heart of the Hillside by Raymond Wong
2025 Through My Lens Photo Contest Winner



Graduation by Ruiqi Wang
2025 Through My Lens Photo Contest Winner

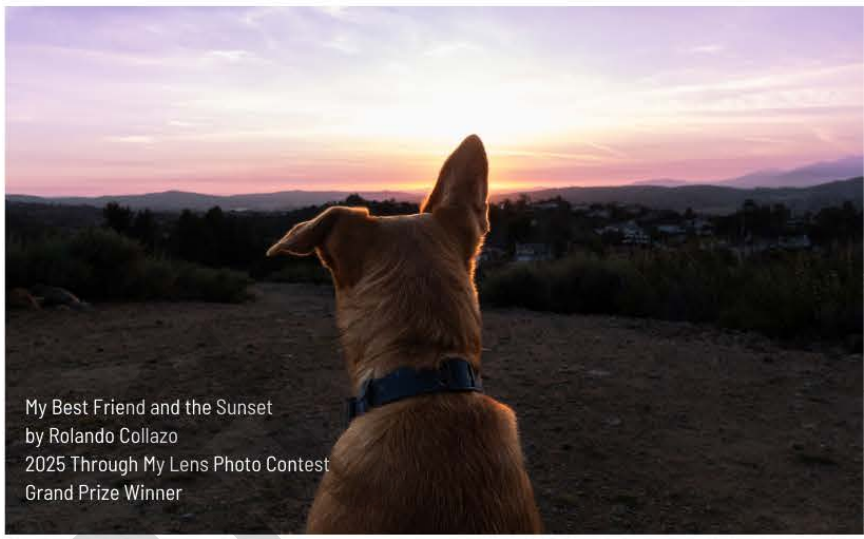

My Best Friend and the Sunset
by Rolando Collazo
2025 Through My Lens Photo Contest
Grand Prize Winner



Bee the Sunshine by Edison Rodriguez
2025 Through My Lens Photo Contest Winner

Capital Improvement Program



Dreamboats in Action by Kin Man Wong
2025 Through My Lens Photo Contest Winner



Summer Pup by Emily Becerra
2025 Through My Lens Photo Contest Winner



City of Diamond Bar Budget

Fiscal Year 26/27

www.diamondbarca.gov

CAPITAL IMPROVEMENT PROGRAM (CIP)

Draft

CIP OVERVIEW

The CIP section provides project descriptions and financial information for capital improvement projects citywide. The schedules on the following pages list each project, include a project description, project funding sources, and the Adopted FY 2026-27 Budget for the project.

The FY 2026-2027 Capital Improvement Program (CIP) includes a total of $5.36 million in new projects and includes many of the projects that were in the design phase in FY 2025/26 which will now move into the construction phase in FY 2026/27. The CIP was reviewed for consistency with the City's General Plan at the May 12, 2026 Planning Commission Meeting.

CIP projects include:

1. Arterial Street Rehabilitation (Construction) - Diamond Bar Side of Temple Avenue from Diamond Bar Boulevard to City Limits
2. Residential and Collector Streets Pavement Rehabilitation - Area 5
3. CDBG Curb Ramps - Area 7 (Construction)
4. Battery Back-Up and CCTV Replacement Program FY26/27
5. Full Capture Devices on Stormwater Catchbasins for Trash Amendment Compliance - Phase 1
6. Chino Hills Parkway Erosion Prevention
7. Sycamore Canyon Park Lower Bridge Replacement

BUDGET DETAIL

FY26/27 CIP

	2024 - 25 Actual	2025-26 Adopted Budget	2025-26 Revised Budget	2026-27 Proposed Budget
(56101) CIP-Street Improvments	$0	$0	$0	$4,349,734
(56102) CIP-Traffic Control Imprv	$0	$0	$0	$66,000
(56104) CIP-Park Improvements	$0	$0	$0	$250,000
(56105) CIP - Misc Pw Improvements	$0	$0	$380,000	$700,000
TOTAL	**$0**	**$0**	**$380,000**	**$5,365,734**

Draft

Arterial Street Rehabilitation - Diamond Bar Side of Temple Avenue from Diamond Bar Boulevard to City Limit (Construction)

Project #: SI271

DESCRIPTION

The project includes the complete rehabilitation of the Diamond Bar side of Temple Ave between Diamond Bar Blvd. and the City limits (past Golden Springs Dr). Based on existing pavement conditions, the treatment is expected to include an AC edge grind or a full-width overlay, along with ADA curb ramp improvements.

STATUS NEW

TIMELINE

Start	April 2027
Completion	June 2027



ESTIMATED COST

Prop A	$	70,000
Prop C	$	410,000
Total Budget	**$**	**480,000**

LOCATION

Temple Ave southbound between Diamond Bar Blvd. and the city limit

Draft

Residential and Collector Streets Rehabilitation - Area 5 (Construction)

Project #: SI272

DESCRIPTION

The project includes the application of slurry seal over the existing pavement with an AC edge grind and overlay. This type of maintenance activity is performed annually throughout the City on residential streets to extend the life of the roadways.

STATUS NEW

TIMELINE

Start	April 2027
Completion	June 2027

ESTIMATED COST

Measure M	$1,000,000
Measure R	$1,000,000
RMRA	$1,500,000
Hauler Fees	$180,000
Total Budget	**$3,680,000**



LOCATION

Area 5 is located towards the north of the City between the 60 Freeway, Diamond Bar Blvd., and the neighborhood north of Pantera Park.

Draft

CDBG Area 7 ADA Curb Ramp Project (Construction)

Project #: SI273

DESCRIPTION

The project includes upgrading existing curb ramps and installing new curb ramps that meet the latest Federal ADA Compliance Standards.

STATUS NEW

TIMELINE

Start	May 2027
Completion	June 2027

ESTIMATED COST

CDBG	$ 189,734
Total Budget	**$ 189,734**



LOCATION

Area 7 is located towards the north west of the City between Grand Ave. on the south, the City limits on the north and west, and Armitos on the north east (neighborhood north of Pantera Park).

Draft

Battery Back Up and CCTV Replacement Program FY26/27 (All)

Project #: TM271

DESCRIPTION

The Battery Back Up and CCTV project will replace existing aging equipment that was originally installed from 2008 to 2011.

STATUS NEW

TIMELINE

Cons. Start	February 2027
Completion	June 2027



LOCATION

Citywide

ESTIMATED COST

Prop C Fund	$ 66,000
Total Budget	**$ 66,000**

Draft

Full Capture Devices on Stormwater Catchbasin for Trash Amendment Compliance - Phase 1

Project #: PW253

DESCRIPTION

Per the State Water Quality Control Board's Trash Amendment Compliance requirements, the City is required to install full-capture trash filters on the stormwater catch basins in certain areas.

STATUS Ongoing - with New Request

TIMELINE

Start	July 2026
Completion	October 2026

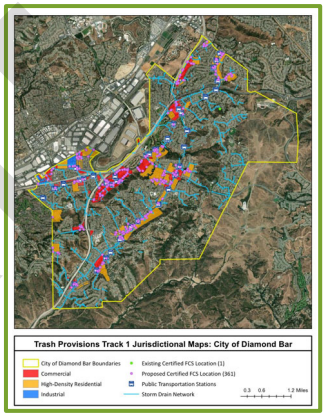



ESTIMATED COST

Measure W- Approved	$380,000
Measure W- New Request	$500,000
Total Budget	**$880,000**

LOCATION

City-wide.

Draft

Chino Hills Parkway Erosion Control (Construction)

Project #: PW271

DESCRIPTION

Permanent erosion control low-impact development BMP measures for the median on Chino Hills Parkway



STATUS NEW

TIMELINE

Start	April 2027
Completion	June 2027

ESTIMATED COST

Measure W	$ 200,000
Total Budget	**$ 200,000**

LOCATION

Chino Hills Parkway within the City limits (where needed)

Draft

Sycamore Canyon Park Lower Bridge Replacement Options (All)

Project #: FP258

DESCRIPTION

The pedestrian bridge will be removed, and a new pathway will be built for access from the lower parking area to the trails system. Additional funds are requested to move the project from the design phase to the construction phase. The construction phase will use the savings from the design phase.

STATUS Ongoing with new request (to add construction)

TIMELINE

Start	August 2025
Completion	June 2027

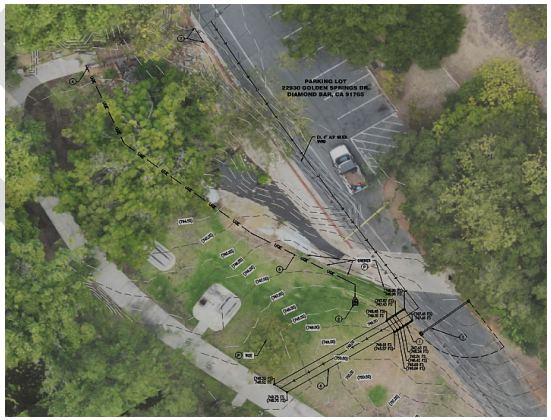

ESTIMATED COST

General Fund-Approved	$150,000 (for design)
Park Development	$250,000 (for construction)
Total Budget	**$400,000**

LOCATION

Sycamore Canyon Park, located at 22930 Golden Springs Dr.

Draft

5-YEAR CIP PROGRAM FY 26-27 TO FY 30-31

Project #	Project Description	* Priority	** Potential Funding Sources	Total Project Budget Request	Potential Funding Gap	FY 25-26 Cont'd to FY 26-27	NEW - Proposed FY 26-27	FY 27-28	FY 28-29	FY 29-30	FY 30-31	Unscheduled Projects Pending Funding
Street Improvement Projects												
SI25101	Residential and Collector Street Rehab.- Area 4 (Const.)	2	SB1, MM, MR, GT, HF	$ -	None	COMPLETED						
SI25104	CDBG Area 5 ADA Curb Ramp Project	2	CDBG	$ -	None	COMPLETED						
SI25105	Arterial Street Rehab (Const.) -Lemon Ave (SR60 to City Limit); Brea Cyn Cutoff (SR57 to City Limit)	1	SB1, MM, MR, GT, HF, PA, PC	$ -	None	COMPLETED						
SI256	Diamond Bar Blvd. Complete Streets (GSD - 60FWY)-Construction	1	GRANT, MM, MR, MW, PA, SPA, PC, WH, GT, TM, SB1, STP-L	$ 10,569,000	None	$ 10,569,000						
SI261	Pavement Rehabilitation Design FY26-28 (Arterials, Residential, Collector Street Rehab, and CDBG Curb Ramps).	1	SB1, MM, MR, GT, HF, PA, PC	$ 600,000	$ 100,000	$ 600,000						
SI262	Arterial Street Rehab (Location pending) (Const.)	1	SB1, MM, MR, GT, HF, PA, PC	$ 3,754,000	None	$ 3,754,000						
SI264	CDBG Area 6 ADA Curb Ramp Project	2	CDBG	$ 145,000	None	$ 145,000						
SI272	Residential and Collector Street Rehab.- Area 5 (Const.)	2	SB1, MM, MR, GT, HF	$ 3,680,000	None		$ 3,680,000					
SI271	Arterial Street Rehab (DB side of Temple Ave from DBB to City Limit) (Const.)	1	SB1, MM, MR, GT, HF, PA, PC	$ 480,000	None		$ 480,000					
SI273	CDBG Area 7 ADA Curb Ramp Project	2	CDBG	$ 189,734	None		$ 189,734					
NEW	Arterial Street Rehab (Location pending) (Const.)	1	SB1, MM, MR, GT, HF, PA, PC	$ 4,300,000	$ 3,400,000			$ 4,300,000				
NEW	Residential and Collector Street Rehab.- Area 6 (Const.)	2	SB1, MM, MR, GT, HF	$ 3,900,000	$ 300,000			$ 3,900,000				
NEW	CDBG Area 1 ADA Curb Ramp Project	2	CDBG	$ 145,000	None			$ 145,000				
NEW	Arterial Street Rehab (Location pending) (Const.)	1	SB1, MM, MR, GT, HF, PA, PC	$ 2,500,000	$ 1,600,000				$ 2,500,000			
NEW	Residential and Collector Street Rehab.- Area 7 (Const.)	2	SB1, MM, MR, GT, HF	$ 4,158,000	$ 558,000				$ 4,158,000			
NEW	Residential and Collector Street Rehab Design FY 29-31	1	SB1, MM, MR, GT, HF	$ 700,000	$ 100,000				$ 700,000			
NEW	CDBG Area 2 ADA Curb Ramp Project	2	CDBG	$ 145,000	None				$ 145,000			
NEW	Arterial Street Rehab (Location pending) (Const.)	1	SB1, MM, MR, GT, HF, PA, PC	$ 2,666,000	$ 1,766,000					$ 2,666,000		
NEW	Residential and Collector Street Rehab.- Area 1 (Const.)	2	SB1, MM, MR, GT, HF	$ 4,433,000	$ 833,000					$ 4,433,000		
NEW	CDBG Area 3 ADA Curb Ramp Project	2	CDBG	$ 145,000	None					$ 145,000		
NEW	Arterial Street Rehab (Location pending) (Const.)	1	SB1, MM, MR, GT, HF, PA, PC	$ 2,843,000	$ 1,943,000						$ 2,843,000	
NEW	Residential and Collector Street Rehab.- Area 2 (Const.)	2	SB1, MM, MR, GT, HF	$ 4,726,000	$ 1,126,000						$ 4,726,000	
NEW	CDBG Area 4 ADA Curb Ramp Project	2	CDBG	$ 145,000	None						$ 145,000	
SubTotal - Street Improvement Projects				**$ 50,223,734**	**$ 11,726,000**	**$ 15,068,000**	**$ 4,349,734**	**$ 8,345,000**	**$ 7,503,000**	**$ 7,244,000**	**$ 7,714,000**	**$ -**

DRAFT 5-YEAR CIP PROGRAM

5-YEAR CIP PROGRAM FY 26-27 TO FY 30-31

Project #	Project Description	* Priority	** Potential Funding Sources	Total Project Budget Request	Potential Funding Gap	FY 25-26 Cont'd to FY 26-27	NEW - Proposed FY 26-27	FY 27-28	FY 28-29	FY 29-30	FY 30-31	Unscheduled Projects Pending Funding
Traffic Management/Safety Projects												
TM271	Battery Back-Up and CCTV Replacement Program	1	PC	$ 66,000	None	COMPLETED	$ 66,000					
	SubTotal - Traffic Management/Safety Projects			**$ 66,000**	**$ -**	**$ -**	**$ 66,000**	**$ -**	**$ -**	**$ -**	**$ -**	**$ -**
Transportation Infrastructure Improvements												
	N/A			$ -	None							
	SubTotal - Transportation Infrastructure Improvements			**$ -**	**$ -**	**$ -**	**$ -**	**$ -**	**$ -**	**$ -**	**$ -**	**$ -**
Miscellaneous PW Improvements												
PW23403	Brea Canyon Storm Drain Lining	2	MR	$ -	None	COMPLETED						
PW25403	Full Capture Devices on Stormwater Catchbasin for Trash Amendment Compliance	2	MW	$ 880,000	None	$ 380,000	$ 500,000					
PW271	Chino Hills Parkway Erosion Prevention	2	MW	$ 200,000	None		$ 200,000					
NEW	Groundwater Drainage Improvements-Phase 7 (Cleghorn Drive @ North of Gold Nugget) Design and Construction	2	MW	$ 374,000	None			$ 374,000				
NEW	Ambushers St. Storm Drian Replacement	2	GF	$ 450,000	None							$ 450,000
NEW	Citywide Wayfinding Signs Replacement on RoW	4	GF	$ 374,000	$ 374,000							$ 374,000
NEW	City Entry Monument and Median Improvements (Lemon Ave.) Design	5	GF	$ 107,000	$ 107,000							$ 107,000
NEW	City Entry Monument and Median Improvements (Lemon Ave.) Construction	5	GF	$ 800,000	$ 800,000							$ 800,000
NEW	City Entry Monument and Parkway Improvements (Brea Canyon Road) Design	5	GF	$ 107,000	$ 107,000							$ 107,000
NEW	City Entry Monument and Parkway Improvements (Brea Canyon Road) Construction	5	GF	$ 800,000	$ 800,000							$ 800,000
	SubTotal -Miscellaneous PW Improvements			**$ 4,092,000**	**$ 2,188,000**	**$ 380,000**	**$ 700,000**	**$ 374,000**	**$ -**	**$ -**		**$ 2,638,000**

DRAFT 5-YEAR CIP PROGRAM

5-YEAR CIP PROGRAM FY 26-27 TO FY 30-31

Project #	Project Description	* Priority	** Potential Funding Sources	Total Project Budget Request	Potential Funding Gap	FY 25-26 Cont'd to FY 26-27	NEW - Proposed FY 26-27	FY 27-28	FY 28-29	FY 29-30	FY 30-31	Unscheduled Projects Pending Funding
Facilites, Parks and Rec Improvements												
FP24500	DBC GVBR Lighting and AV Upgrades (Const.)	3	504, 503, GF	$ -	None	COMPLETED						
FP285	Sycamore Canyon Park Lower Bridge Replacement (Design)	3	GF, MW, CDBG	$ -	None	COMPLETED						
FP24501	DBC Main Entry/Doors & ADA Improvements (Construction)	2	GF	$ 310,000	None	$ 310,000						
FP261	LLADs Irrigation, Landscape, and Minparks Improvements (Design)	2	D39, D41	$ 600,000	None	$ 600,000						
Uses FP285	Sycamore Canyon Park Lower Bridge Replacement Options (Construction)	3	GF, MW, CDBG	$ 250,000	$ 250,000		$ 250,000					
NEW	Summitridge Park Band Shelter (Design and Construction)	3	GF	$ 2,133,000	$ 2,133,000				$ 2,133,000			
NEW	DBC Patio/Outdoor Renovations	5	GF	$ 800,000	$ 800,000				$ 800,000			
NEW	DBC Library Pad Renovations	5	GF	$ 1,067,000	$ 1,067,000				$ 1,067,000			
NEW	DBC Exterior Paint	4	GF	$ 267,000	$ 267,000					$ 267,000		
NEW	Civic Center Carpet Replacement	4	GF	$ 1,067,000	$ 1,067,000					$ 1,067,000		
NEW	Dog Park Lighting (Design)	5	GF	$ 160,000	$ 160,000							$ 160,000
NEW	Ronald Reagan Park Playground Restrooms Replacement, and ADA Upgrades (Design)	5	MA, GF, PD	$ 320,000	$ 300,000							$ 320,000
NEW	Ronald Reagan Park Playground Restroom Replacement and ADA Improvement (Construction)	3	MA, GF, PD	$ 2,985,000	$ 2,800,000							$ 2,985,000
NEW	Dog Park Lighting (Construction)	5	GF	$ 587,000	$ 587,000							$ 587,000
NEW	Sunset Crossing Park (Construction)	3	GF, Grant, MW	$ 14,392,000	$ 14,392,000							$ 14,392,000
NEW	Heritage Park Upgrades (Const.)	2	GF, 504	$ 25,544,000	$ 25,544,000							$ 25,544,000
NEW	Peterson Park Upgrades (Design)	4	Q, GRANT	$ 267,000	$ 267,000							$ 267,000
NEW	Peterson Park Upgrades (Const.)	4	Q, GRANT	$ 2,133,000	$ 2,133,000							$ 2,133,000
NEW	Musco LED Upgrade (per site)	4	GF	$ 693,000	$ 693,000							$ 693,000
NEW	Parking Lot LED Upgrade (all facilities)	4	GF	$ 267,000	$ 267,000							$ 267,000
NEW	Pantera Park, New Restroom by Courts	5	GF	$ 1,600,000	$ 1,600,000							$ 1,600,000
SubTotal - Facilites, Parks and Rec Improvements				**$ 55,442,000**	**$ 54,327,000**	**$ 910,000**	**$ 250,000**	**$ -**	**$ 4,000,000**	**$ 1,334,000**	**$ -**	**$ 48,948,000**

	5-Yr Program Total FY 26-27 to 30-31	5-Yr Program Funding Gap	FY 25-26 Cont'd to FY 26-27	FY 26-27	FY 28-28	FY 28-29	FY 29-30	FY 30-31	Unscheduled Projects Pending Funding
Grand Totals:	**$ 109,823,734**	**$ 68,241,000**	**$ 16,358,000**	**$ 5,365,734**	**$ 8,719,000**	**$ 11,503,000**	**$ 8,578,000**	**$ 7,714,000**	**$ 51,586,000**

DRAFT 5-YEAR CIP PROGRAM

** Funding Sources 5-Year CIP Program	
Description	
GF	General Fund Reserves
SPA	Sale of Prop A Funds
SB1	RMRA (SB-1)
MM	Measure M
MR	Measure R
GT	Gas Tax Fund
PA	Prop A
PC	Prop C
TM	Traffic Mitigation (Private Developer Fair Share)
SI	Sewer Improvement Fund
AB2766	Air Quality Improvement Fund
TDA	SB 821 Fund - Bike and Pedestrian Paths (TDA) Article 3 (METRO)
MTA	MTA Grants
WH	Waste Hauler Fund
Q	Quimby
PD	Park Development Fund
CDBG	Community Development Block Grant Funds
MA	Measure A
HC	Habitat Conservation Grant
FEMA	Federal Emergency Management Agency
MSRC	Mobile Source Air Pollution Grant
MW	Measure W - Safe, Clean Water Act
FT	Foothill Transit Grant
SCE	Southern California Edison Grant
540	Internal Service Fund - (540) Building Facility & Maintenance Fund
530	Internal Service Funds - (530) Equipment Maintenance & Replacement Fund
STP-L	Federal Surface Transportation Program - Local
D39	Landscape Assessment District 39-2022
D41	Landscape Assessment District 41-2021
HSIP Grant	CA Highway Safety Improvement Prog. Grant
Black -	***Annual revenue source***
Red -	***One-time, non-annual revenue source***

* Priority & Funding Gap Totals				
Priority		**Total 5-Year CIP Program**		**Total 5-Year Funding Gap**
1 Mandatory	$	28,478,000	$	8,909,000
2 Needed: If Delayed Will Cost More to Fix	$	50,169,734	$	28,361,000
3 Enhancement: Improve Amenity	$	19,760,000	$	19,575,000
4 Desirable: May be Delayed	$	5,068,000	$	5,068,000
5 A Luxury Item	$	6,348,000	$	6,328,000
TOTAL	**$**	**109,823,734**	**$**	**68,241,000**

LEGEND	
	Authorized - Carryover to Next FY 26-27
	Authorized - To be Completed in FY 25-26
	Request for the Next FY 26-27
	Proposed for Future FY's 27-28 to 31-31
	Unscheduled - Pending Funding/Timing



Heart of the Hillside by Raymond Wong
2025 Through My Lens Photo Contest Winner



Graduation by Ruiqi Wang
2025 Through My Lens Photo Contest Winner

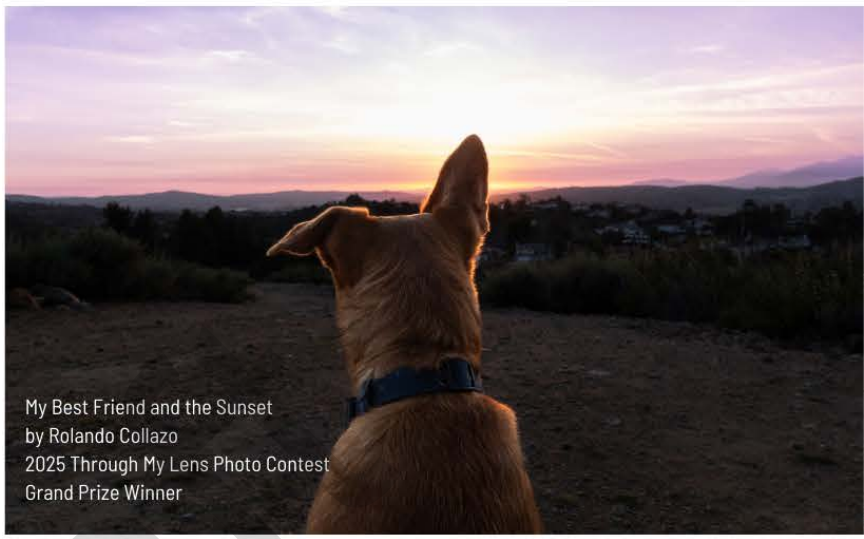

My Best Friend and the Sunset
by Rolando Collazo
2025 Through My Lens Photo Contest
Grand Prize Winner



Bee the Sunshine by Edison Rodriguez
2025 Through My Lens Photo Contest Winner

Debt Service Fund



Dreamboats in Action by Kin Man Wong
2025 Through My Lens Photo Contest Winner



Summer Pup by Emily Becerra
2025 Through My Lens Photo Contest Winner



City of Diamond Bar Budget

Fiscal Year 26/27

www.diamondbarca.gov

401 - DEBT SERVICE FUND

FUND DESCRIPTION

This fund was established to account for governmental debt incurred by the City. The Debt Service fund will account for the payment of principal, interest and related administrative costs incurred (e.g. bank fees). The General Fund makes a transfer-in to the Debt Service Fund to provide the resources needed to meet the City's debt obligations.

The City's only outstanding debt relates to the 2002 financing needed for the acquisition and construction of the Diamond Bar Center. In May 2021, the City refunded $7.83 million of the outstanding Lease Revenue Bonds associated with the original 2002 acquisition and construction of the Diamond Bar Center. This achieved a gross savings of $1.736 million and present value savings of $1.633 million (or 20.85%) which translates to approximately $144,700 in average annual debt service savings to the General Fund for the remainder of the term (June 2033), and an effective interest rate of 1.15%. The 2021 Bonds were rated by S&P as AA+ (top rating for this type of bond) which is a testament to the City Council's prudent fiscal policies. The total debt service (principal and interest) will be $722,000 for FY 2026-27. The current bonds mature June 1, 2033 and the outstanding amount is approximately $5.0 million as of July 1, 2026. The City's legal debt limit as of July 1, 2026 is $477.9 million.

BUDGET DETAIL

401 - Debt Service

	2024-25 Actual	2025-26 Adopted Budget	2025-26 Revised Budget	2026-27 Proposed Budget
Revenues				
Investment Income				
(48500) Investment Earnings	$1,976	$0	$0	$0
INVESTMENT INCOME TOTAL	**$1,976**	**$0**	**$0**	**$0**
Interfund Transfers				
(49100) Transfer In - General Fd	$717,935	$729,700	$729,700	$726,000
INTERFUND TRANSFERS TOTAL	**$717,935**	**$729,700**	**$729,700**	**$726,000**
REVENUES TOTAL	**$719,911**	**$729,700**	**$729,700**	**$726,000**
Expenses				
Operating Exp				
(52255) Banking Charges	$3,000	$6,500	$6,500	$4,000
OPERATING EXP TOTAL	**$3,000**	**$6,500**	**$6,500**	**$4,000**
Misc Expenditures				
(57000) Bond Principal	$505,000	$530,000	$530,000	$550,000
(57100) Interest Expense	$229,500	$193,200	$193,200	$172,000
MISC EXPENDITURES TOTAL	**$734,500**	**$723,200**	**$723,200**	**$722,000**
EXPENSES TOTAL	**$737,500**	**$729,700**	**$729,700**	**$726,000**
REVENUES LESS EXPENSES	**-$17,589**	**$0**	**$0**	**$0**

Draft



Heart of the Hillside by Raymond Wong
2025 Through My Lens Photo Contest Winner



Graduation by Ruiqi Wang
2025 Through My Lens Photo Contest Winner

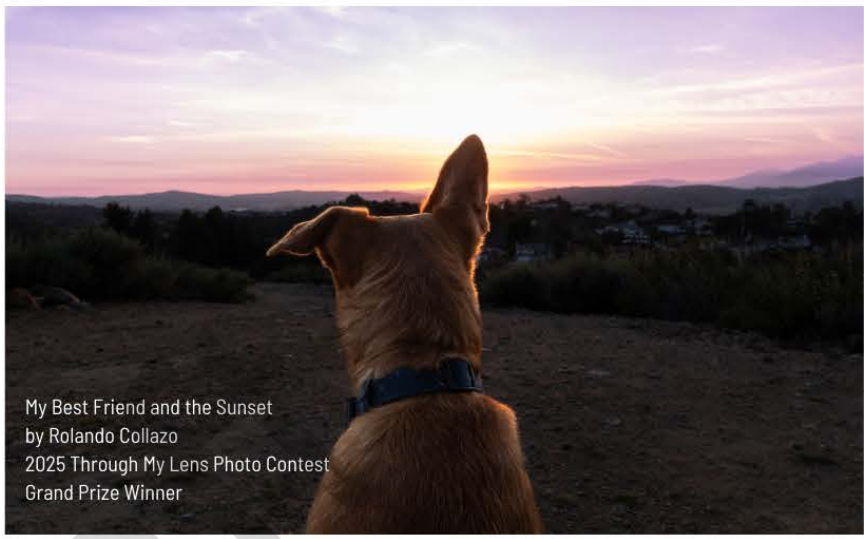

My Best Friend and the Sunset
by Rolando Collazo
2025 Through My Lens Photo Contest
Grand Prize Winner



Bee the Sunshine by Edison Rodriguez
2025 Through My Lens Photo Contest Winner

Internal Service Funds



Dreamboats in Action by Kin Man Wong
2025 Through My Lens Photo Contest Winner



Summer Pup by Emily Becerra
2025 Through My Lens Photo Contest Winner



City of Diamond Bar Budget

Fiscal Year 26/27

www.diamondbarca.gov

501 - SELF INSURANCE FUND

FUND DESCRIPTION

This fund was originally established in 1989 to pay all self-assumed losses and related costs. The City became a member of the California Joint Powers Insurance Authority in 1990 to provide a variety of insurance programs reducing the City's exposure to potential losses. This fund was amended in FY 2025/26 to provide for potential uninsured losses, claims and deductibles. Contributions to this fund are from the General Fund.

BUDGET DETAIL

501 - Self Insurance Official

	2024 - 25 Actual	2025-26 Adopted Budget	2025-26 Revised Budget	2026-27 Proposed Budget
Revenues				
Investment Income				
(48500) Investment Earnings	$23,590	$10,000	$10,000	$0
(48510) Unrealized Gain/Loss Fmv	$11,765	$0	$0	$0
INVESTMENT INCOME TOTAL	**$35,355**	**$10,000**	**$10,000**	**$0**
Interfund Transfers				
(49100) Transfer In - General Fd	$580,000	$0	$0	$820,807
INTERFUND TRANSFERS TOTAL	**$580,000**	**$0**	**$0**	**$820,807**
REVENUES TOTAL	**$615,355**	**$10,000**	**$10,000**	**$820,807**
Expenses				
Misc Expenditures				
(57200) Crime Insurance	$2,200	$2,408	$2,408	$2,588
(57202) Property Insurance	$78,423	$83,011	$83,011	$68,424
(57204) Pollution Insurance	$3,854	$4,541	$4,541	$4,795
(57210) Liability Insurance	$449,641	$560,784	$560,784	$745,000
MISC EXPENDITURES TOTAL	**$534,118**	**$650,744**	**$650,744**	**$820,807**
Interfund Transfer Out	$0	$100,000	$100,000	$0
EXPENSES TOTAL	**$534,118**	**$750,744**	**$750,744**	**$820,807**
REVENUES LESS EXPENSES	**$81,237**	**-$740,744**	**-$740,744**	**$0**

Draft



City of Diamond Bar Budget

Fiscal Year 26/27

www.diamondbarca.gov

502 - VEHICLE MAINTENANCE & REPLACEMENT FUND

FUND DESCRIPTION

This fund was established in FY 1999/2000 to incorporate a method for the eventual replacement of the City's vehicles and associated equipment. The vehicles and equipment will be capitalized over its useful life expectancy. Beginning with FY 2015/2016 the fleet fuel and maintenance costs will also be tracked in this fund. The necessary funds to cover the costs incurred are transferred from the General Fund.

BUDGET DETAIL

502 - Vehicle Maintenance & Equipment

	2024-25 Actual	2025-26 Adopted Budget	2025-26 Revised Budget	2026-27 Proposed Budget
Revenues				
Investment Income				
(48500) Investment Earnings	$15,677	$6,000	$6,000	$6,000
(48510) Unrealized Gain/Loss Fmv	$7,819	$0	$0	$0
INVESTMENT INCOME TOTAL	**$23,496**	**$6,000**	**$6,000**	**$6,000**
Interfund Transfers				
(49100) Transfer In - General Fd	$269,000	$296,500	$296,500	$136,500
(49251) Transfer In - Ab2766	$0	$0	$0	$35,000
INTERFUND TRANSFERS TOTAL	**$269,000**	**$296,500**	**$296,500**	**$171,500**
REVENUES TOTAL	**$292,496**	**$302,500**	**$302,500**	**$177,500**
Expenses				
Operating Exp				
(52307) Rental/Lease - Vehicles	$0	$0	$0	$35,000
(52312) Vehicle Maintenance	$54,760	$68,500	$68,500	$61,500
(52330) Fuel	$31,131	$43,000	$43,000	$40,000
(53000) Depreciation Expense	$39,646	$0	$0	$0
OPERATING EXP TOTAL	**$125,537**	**$111,500**	**$111,500**	**$136,500**
Capital Outlay Exp				
(56115) Vehicles	$29,292	$150,000	$150,000	$0
(56999) Capital Expense Contra	-$29,119	$0	$0	$0
CAPITAL OUTLAY EXP TOTAL	**$173**	**$150,000**	**$150,000**	**$0**
EXPENSES TOTAL	**$125,710**	**$261,500**	**$261,500**	**$136,500**
REVENUES LESS EXPENSES	**$166,786**	**$41,000**	**$41,000**	**$41,000**

Draft



City of Diamond Bar Budget

Fiscal Year 26/27

www.diamondbarca.gov

503 - EQUIPMENT MAINTENANCE & REPLACEMENT FUND

FUND DESCRIPTION

This fund has been established to assist the City in funding and anticipating various equipment replacement and/or enhancements. The equipment will be capitalized over the life expectancy and the amount will be transferred into this fund from the General Fund.

BUDGET DETAIL

503 - Equipment Maintenance & Replacement Official

	2024-25 Actual	2025-26 Adopted Budget	2025-26 Revised Budget	2026-27 Proposed Budget
Revenues				
Investment Income				
(48500) Investment Earnings	$54,576	$8,000	$8,000	$8,000
(48510) Unrealized Gain/Loss Fmv	$27,218	$0	$0	$0
INVESTMENT INCOME TOTAL	**$81,794**	**$8,000**	**$8,000**	**$8,000**
Interfund Transfers				
(49100) Transfer In - General Fd	$53,580	$0	$0	$0
(49104) Transfer In - Tech Reserve	$705,000	$250,000	$250,000	$0
INTERFUND TRANSFERS TOTAL	**$758,580**	**$250,000**	**$250,000**	**$0**
REVENUES TOTAL	**$840,374**	**$258,000**	**$258,000**	**$8,000**
Expenses				
Operating Exp				
(53000) Depreciation Expense	$33,042	$0	$0	$0
OPERATING EXP TOTAL	**$33,042**	**$0**	**$0**	**$0**
Capital Outlay Exp				
(56130) Computer Eq - Hardware Exp	$499,528	$187,000	$381,400	$63,000
(56135) Computer Eq - Software Exp	$1,592	$145,000	$837,082	$145,000
CAPITAL OUTLAY EXP TOTAL	**$501,120**	**$332,000**	**$1,218,482**	**$208,000**
EXPENSES TOTAL	**$534,162**	**$332,000**	**$1,218,482**	**$208,000**
REVENUES LESS EXPENSES	**$306,212**	**-$74,000**	**-$960,482**	**-$200,000**

Draft



City of Diamond Bar Budget

Fiscal Year 26/27

www.diamondbarca.gov

504 - BUILDING FACILITY & MAINTENANCE FUND

FUND DESCRIPTION

This fund was established in FY 2012/2013 to incorporate a method to fund the eventual replacement of equipment and capital repairs at City Hall, Diamond Bar Center and other City facilities.

BUDGET DETAIL (REVENUES)

504 - Building Facility & Maintenance Revenues

	2024-25 Actual	2025-26 Adopted Budget	2025-26 Revised Budget	2026-27 Proposed Budget
Investment Income				
(48500) Investment Earnings	$86,758	$10,800	$10,800	$10,800
(48510) Unrealized Gain/Loss Fmv	$43,268	$0	$0	$0
INVESTMENT INCOME TOTAL	**$130,026**	**$10,800**	**$10,800**	**$10,800**
Interfund Transfers				
(49100) Transfer In - General Fd	$154,200	$0	$0	$100,000
(49501) Transfer In - Self Insurance	$0	$100,000	$100,000	$0
INTERFUND TRANSFERS TOTAL	**$154,200**	**$100,000**	**$100,000**	**$100,000**
TOTAL	**$284,226**	**$110,800**	**$110,800**	**$110,800**

Draft

BUDGET DETAIL (EXPENSES)

504 - Building Facility & Maintenance Expenses

	2024-25 Actual	2025-26 Adopted Budget	2025-26 Revised Budget	2026-27 Proposed Budget
Operating Exp				
(53000) Depreciation Expense	$21,809	$0	$0	$0
OPERATING EXP TOTAL	**$21,809**	**$0**	**$0**	**$0**
Capital Outlay Exp				
(56100) Capital Outlay Expense	$121,894	$89,000	$208,500	$0
CAPITAL OUTLAY EXP TOTAL	**$121,894**	**$89,000**	**$208,500**	**$0**
Interfund Transfer Out				
(59301) Transfer Out - Cip Fund	$10,000	$0	$0	$0
INTERFUND TRANSFER OUT TOTAL	**$10,000**	**$0**	**$0**	**$0**
TOTAL	**$153,703**	**$89,000**	**$208,500**	**$0**



Heart of the Hillside by Raymond Wong
2025 Through My Lens Photo Contest Winner



Graduation by Ruiqi Wang
2025 Through My Lens Photo Contest Winner

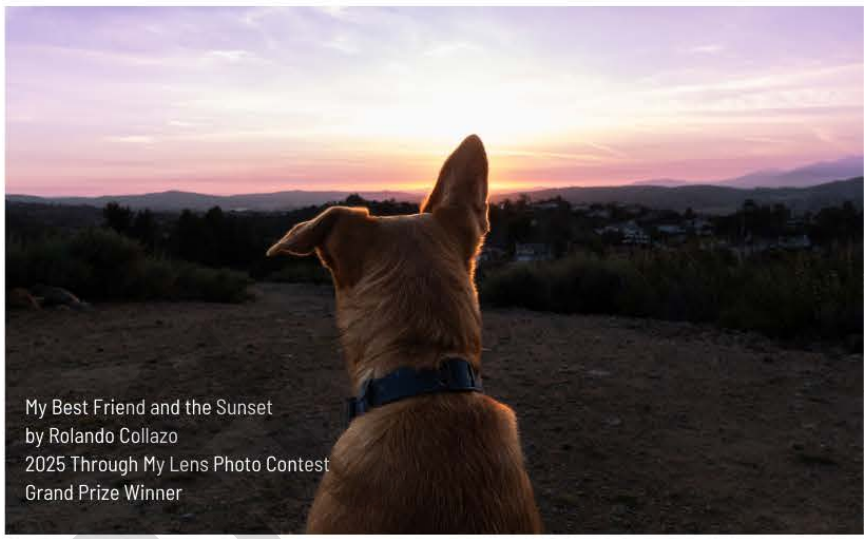

My Best Friend and the Sunset
by Rolando Collazo
2025 Through My Lens Photo Contest
Grand Prize Winner



Bee the Sunshine by Edison Rodriguez
2025 Through My Lens Photo Contest Winner

Fiduciary Fund



Dreamboats in Action by Kin Man Wong
2025 Through My Lens Photo Contest Winner



Summer Pup by Emily Becerra
2025 Through My Lens Photo Contest Winner



City of Diamond Bar Budget

Fiscal Year 26/27

www.diamondbarca.gov

601 - OTHER POST EMPLOYMENT BENEFITS (OPEB) TRUST FUND

Draft

FUND DESCRIPTION

This fund was established in accordance with the GASB Statement 74 (previously GASB 43) for Post Employment Benefit Plans Other Than Pension Plans.

BUDGET DETAIL

601 - OPEB Trust Official

	2024-25 Actual	2025-26 Adopted Budget	2025-26 Revised Budget	2026-27 Proposed Budget
Revenues				
Investment Income				
(48500) Investment Earnings	$75,124	$26,600	$26,600	$26,600
INVESTMENT INCOME TOTAL	**$75,124**	**$26,600**	**$26,600**	**$26,600**
Interfund Transfers				
(49105) Transfer In - Opeb Reserve	$88,000	$88,000	$88,000	$88,000
INTERFUND TRANSFERS TOTAL	**$88,000**	**$88,000**	**$88,000**	**$88,000**
REVENUES TOTAL	**$163,124**	**$114,600**	**$114,600**	**$114,600**
REVENUES LESS EXPENSES	**$163,124**	**$114,600**	**$114,600**	**$114,600**



Heart of the Hillside by Raymond Wong
2025 Through My Lens Photo Contest Winner



Graduation by Ruiqi Wang
2025 Through My Lens Photo Contest Winner



My Best Friend and the Sunset
by Rolando Collazo
2025 Through My Lens Photo Contest
Grand Prize Winner



Bee the Sunshine by Edison Rodriguez
2025 Through My Lens Photo Contest Winner

Appendices



Dreamboats in Action by Kin Man Wong
2025 Through My Lens Photo Contest Winner



Summer Pup by Emily Becerra
2025 Through My Lens Photo Contest Winner



City of Diamond Bar Budget

Fiscal Year 26/27

www.diamondbarca.gov

GLOSSARY

Accounting System - The set of records and procedures that are used to record, classify, and report information of the financial status and operations of an entity.

Accrual - The basis of accounting by which revenues are recorded when earned and expenditures are recorded as soon as they result in liabilities for benefits received.

Agency Fund - An assemblage of funds that one government agency holds on behalf of another government agency.

Appropriation - Money set aside by the City Council for a specific purpose.

Appropriation Limit - The calculated dollar amount that restricts the ability to receive and appropriate proceeds of taxes.

Balanced Budget - A balanced budget is defined as a budget in which operating revenues should cover operating expenditures, including debt service. The ending fund balance must meet minimum policy levels. For the general fund, this level has been stablished at 25%. Under this policy, it is allowable for total expenditures to exceed revenues in a given year; however, in this sutation, beginning fund balance can only be used to fund capital improvement plan projects, or other "one-time," non-recurring expenditures.

Baseline Budget - A baseline budget serves as the starting point for City departments' budget, and typically includes initial revenue and expenditure projections.

Beginning/Ending Fund Balance - Unencumbered resources available in a fund from the prior/current year after payment of the prior/current year expenses.

Budget - The City's financial plan for the 12 month period through June, which details spending priorities for the year and how the City will pay for them.

Budget Calendar - The schedule of key dates or milestones, which the City follows in the preparation and adoption of the budget.

Capital Improvement Program (CIP) - Funds used to account for the purchase or construction of major capital projects, which are not financed by proprietary, special assessment or trust funds.

Capital Outlays - Expenditures for the acquisition of capital assets.

Draft

Capital Project - Any improvement or acquisition of major facilities with a useful life of at least five years such as roads, bridges, buildings, or land.

Carry-over - Funding approved in the current budget but not expended during a particular fiscal year. These appropriations are carried forward into the next fiscal year for their original intended purpose.

Community Development Block Grants (CDBG) - Funds established to account for revenues from the federal government and expenditures as prescribed under the Community Development Block Grant program.

Cost Allocation - A method used to charge general fund overhead costs to other funds such as an Internal Service Fund.

Debt - An obligation resulting from the borrowing of money or for the purchase of goods and services.

Debt Service - Interest and principal payments on debt issued for major projects.

Department - An organizational unit comprised of programs or divisions.

Encumbrance - A legal obligation to pay funds, an expenditure of which has not yet occurred.

Expense - A cost incurred for operations, maintenance, interest or other charges.

Fee - A general term used for any charge levied by government for providing a service or performing an activity.

Fiscal Year (FY) - A 12-month accounting period that doesn't necessarily correspond to the calendar year. Diamond Bar's fiscal year starts on July 1 and in any given year and ends on June 30 of the following year.

Franchise Fees - Companies are granted special privileges for the continued use of public property, such as city streets. Such companies usually involve elements of monopoly and may require regulation. The Franchise Fees are the amounts required for the continued granting of these privileges. Franchises currently granted within the City are Electric, Gas, Cable TV, Bus Benches, and Waste Hauler.

Full-Time Equivalent (FTE) - A position converted to the decimal equivalent of a full-time position based on 2,080 hours per year.

Fund - A self-balancing set of accounts.

Fund Balance - The amount of financial resources in a given fund that are not restricted to fund existing commitments and are therefore available for any use permitted for the fund.

Gann Limit (Proposition 4) - Under this article of the California Constitution, the City must compute an annual appropriation limit that states a ceiling on the total amount of tax revenues the City can appropriate annually.

General Fund - A general fund typically is the chief operating fund of a government.

Interfund Transfers - Payments from one fund to another fund, primarily for work or services provided.

Internal Service Fund - A fund accounting for centralized services provided to various City departments where the cost is reimbursed.

Operating Budget - The annual appropriation of funds for on-going program costs, which include salaries, benefits, maintenance, operation, and capital outlay items.

Draft

Operating Costs - Estimated expenses that can be expected to occur.

PERS or CalPERS - The California Public Employees Retirement System, which is the agency providing pension benefits to all city employees.

Restricted Fund Balance - The part of a fund that is legally limited to a specific use.

Revenue - Sources of income that finance the operations of government.

Sales and Use Tax - As a result of the Bradley-Burns Local Sales and Use tax law, 1% of the Sales & Use Tax is to be distributed to the City.

Special Revenue Funds - A fund that collects revenues that are restricted by the City, State or federal government as the method by which they may be spent.

Transient Occupancy Tax (TOT) - These revenues are received on a monthly basis from the hotels in the City. The hotels are required to pay a 10% tax based on the amount of their room rental revenues.

Unrestricted Fund Balance - The part of a fund not restricted for a specific use and available for general use.

Vehicle License Fee (VLF) - Are collected by the State of California when vehicles are registered with the California Department of Motor Vehicles and distributed to various public agencies, including the City.

Draft



City of Diamond Bar Budget

Fiscal Year 26/27

www.diamondbarca.gov

APPROPRIATION LIMIT CALCULATION (GANN LIMIT)

Draft

Article XIIIB of the California State Constitution, more commonly referred to as the Gann Initiative or Gann Limit, was approved by California voters in November 1979 and placed limits on the amount of proceeds of taxes that state and local governmental agencies can receive and spend in one year.

The limit is different for each agency and the limit changes each year. Each year's limit is based on the amount of tax proceeds that were authorized to be spent in fiscal year 1978-79 in each agency, modified for changes in inflation and population in each subsequent year. For cities which incorporated after 1978-79, such as the City of Diamond Bar, the initial appropriations limit was set by the voters at the time of incorporation. The City of Diamond Bar's base year is 1989-90.

Each year the City Council must adopt, by resolution an appropriations limit for the following year. The factor that the City uses to compute the appropriation limit is based on the growth factor of the County population change over the prior year and the change in the California per capita income. By using this factor the City will have an appropriation limit of $68,333,798 for FY 2026-27.

CITY OF DIAMOND BAR
ANNUAL APPROPRIATIONS LIMIT
2026-27

1989-90	Base Year	9,882,416
1990-91	Adjusted Base	10,785,669
1991-92	Adjusted Base	11,585,192
1992-93	Adjusted Base	11,762,247
1993-94	Adjusted Base	12,275,495
1994-95	Adjusted Base	13,169,824
1995-96	Adjusted Base	14,005,207
1996-97	Adjusted Base	14,729,615
1997-98	Adjusted Base	15,608,665
1998-99	Adjusted Base	16,482,389
1999-00	Adjusted Base	17,561,562
2000-01	Adjusted Base	18,772,045
2001-02	Adjusted Base	20,576,003
2002-03	Adjusted Base	22,364,058
2003-04	Adjusted Base	24,723,466
2004-05	Adjusted Base (revision)	25,886,770
2005-06	Adjusted Base (revision)	27,569,946
2006-07	Adjusted Base	28,885,277
2007-08	Adjusted Base	30,379,173
2008-09	Adjusted Base	31,954,909
2009-10	Adjusted Base	33,809,489
2010-11	Adjusted Base	33,408,743
2011-12	Adjusted Base	34,377,442
2012-13	Adjusted Base	35,809,031
2013-14	Adjusted Base	37,902,186
2014-15	Adjusted Base	38,109,968
2015-16	Adjusted Base	39,891,361
2016-17	Adjusted Base	42,563,150
2017-18	Adjusted Base	44,385,292
2018-19	Adjusted Base	46,248,905
2019-20	Adjusted Base	48,024,685
2020-21	Adjusted Base	49,761,208
2021-22	Adjusted Base	53,402,669
2022-23	Adjusted Base	57,026,785
2023-24	Adjusted Base	59,112,083
2024-25	Adjusted Base	61,282,567
2025-26	Adjusted Base	65,424,852
2026-27	Adjusted Base	68,333,798

Draft



City of Diamond Bar Budget

Fiscal Year 26/27

www.diamondbarca.gov

FUND & DEPARTMENT RELATIONSHIP

CITY OF DIAMOND BAR		
Fund & Department Relationship		
Fiscal Year		
2026-27		
GENERAL FUND		
100	GENERAL FUND	All
NON-MAJOR FUND: SPECIAL/SPECIAL REVENUE FUNDS		
101	COMMUNITY ORGANIZATION SUPPORT	City Manager's Office
102	LAW ENFORCEMENT RESERVE	City Manager's Office
103	GENERAL PLAN UPDATE	Community Development
104	TECHNOLOGY RESERVE	Finance
105	OPEB RESERVE	Finance
107	HOMELESSNESS RESPONSE FUND	City Manager's Office, Public Works
201	MEASURE W LOCAL RETURN FUND	Engineering Division
202	ROAD MAINT & REHAB (SB-1)	Public Works
203	MEASURE M LOCAL RETURN FUND	Public Works
204	MEASURE R LOCAL RETURN FUND	Public Works
205	GAS TAX FUND	Public Works
206	PROP A - TRANSIT TAX FUND	Public Works, Community Development, Finance, Information Systems
207	PROP C - TRANSIT TAX FUND	Public Works, Community Development, Finance, Information Systems
209	SB 821 TDA ARTICLE 3 FUND	Public Works
224	PERMANENT LOCAL HOUSING ALLOCATION	Planning Division
225	COMMUNITY DEV BLOCK GRANT	Planning Division
226	CASP(SB1186) FEE FUND	Planning Division
238	LANDSCAPE MAINT DIST #38 FUND	Public Works
239	LANDSCAPE MAINT DIST #39-2022 FUND	Public Works
241	LANDSCAPE MAINT DIST #41-2021 FUND	Public Works
245	STREET BEAUTIFICATION FUND	Public Works
246	TRAFFIC MITIGATION FUND	Public Works
247	SEWER MITIGATION FUND	Public Works
248	TRES HERMANOS CONSRVTN AUTHORITY FUND	City Manager's Office
250	INTEGRATED WASTE MGMT FUND	City Manager's Office
251	AIR QUALITY IMPROVEMENT FUND	City Manager's Office, Information Systems
252	WASTE HAULER FUND	City Manager's Office
253	USED MOTORO OIL BLOCK GRANT	City Manager's Office
254	BEVERAGE CNTNR RECYCLING GRNT	City Manager's Office
255	LOCAL ROADWAY SAFETY PLAN FUND	Public Works
256	HAZARD MITIGATION GRANT FUND	City Manager's Office
260	QUIMBY FUND	Recreation, Public Works
261	MEASURE A NEIGHBORHOOD PARKS ACT	Recreation, Public Works
262	PARK & FACILITIES DEV FUND	Recreation, Public Works
270	PEG FEES FUND	Community Relations Division, Information Systems
280	CITIZENS OPTION PUBLIC SAFETY	City Manager's Office
CAPITAL IMPROVEMENT FUND		
301	CIP FUND	Public Works, Recreation
DEBT SERVICE FUND		
401	DEBT SERVICE FUND	Finance
INTERAL SERVICE FUNDS		
501	SERLF INSURANCE FUND	Human Resources Division
502	VEHICLE MAINTENANCE & EQUIP FD	Public Works
503	EQUIP MAINT & REPLACEMENT FUND	Information Systems
504	BUILDING FACILITY & MAINT FUND	Public Works
FIDUCIARY FUND		
601	OPEB TRUST	Finance

Draft


Raymond Wong - Heart of the Hillside


Edison Rodriguez - Bee the Sunshine


Doris Yiang - Spring's Here

2025 Through My Lens Photo Contest Winners

Draft

City of Diamond Bar

ANNUAL BUDGET

Fiscal Year 2027

July 1, 2026-June 30, 2027

21810 Copley Drive, Diamond Bar, CA 91765 | 909-839-7000 | www.diamondbarca.gov

RESOLUTION NO. 2026-16

A RESOLUTION OF THE CITY COUNCIL OF THE CITY OF DIAMOND BAR, COUNTY OF LOS ANGELES, STATE OF CALIFORNIA, SETTING THE PROPOSITION 4 (GANN) APPROPRIATIONS LIMIT FOR FISCAL YEAR 2026-27 FOR THE CITY OF DIAMOND BAR IN ACCORDANCE WITH THE PROVISIONS OF DIVISION 9 OF TITLE 1 OF THE GOVERNMENT CODE.

WHEREAS, Article XIII B of the Constitution of the State of California (enacted with the passage of Proposition 4 in 1979 and modified with the passage of Proposition 111 in 1990), provides that the total annual appropriations limit of such entity for the prior year be adjusted for changes in the non-residential assessed valuation or the percentage change in the California Per Capita Income and population except as otherwise specifically provided for in said Article; and

WHEREAS, Section 7910 of the Government Code provides that each year the governing body of each local jurisdiction shall, by resolution, establish its appropriations limit for the following fiscal year pursuant to Article XIII B at a regularly scheduled meeting or a noticed special meeting. Prior to such meeting, documentation used in the determination of the appropriation limit shall be available to the public; and

WHEREAS, Proposition 111 as approved by the voters of the State of California, revised the method for calculating the Gann Spending Limit, it also requires a recorded voice vote of the City Council regarding which of the annual adjustment factors have been selected each year; and

WHEREAS, Section 7902 (a) and 7902.6 of the Government Code sets forth the method for determining the appropriations limit for each local jurisdiction for the fiscal year; and

WHEREAS, the City Council of the City of Diamond Bar wishes to establish the appropriation limit for Fiscal Year 2026-27 for the City of Diamond Bar.

NOW, THEREFORE, BE IT RESOLVED by the City Council of the City of Diamond Bar, California, as follows:

Section 1. That it is hereby found and determined that the documentation used in the determination of the appropriations limit for the City of Diamond Bar for Fiscal Year 2026-27 was available to the public in City offices of said City at least fifteen days prior to this date.

Section 2. That the County of Los Angeles LAFCO, established the original appropriation limit for the newly incorporated City.

Section 3. That the factors selected is the growth factor of the County population change over the prior year and the change in the California per capita income as the annual adjustment growth factor for use in calculating the Fiscal Year 2026-27 Appropriations Limit.

Section 4. That the Appropriation Limit for the City of Diamond Bar as established in accordance with Section 7902(a) and Section 7902.6 of the California Government Code is **$68,333,798** for Fiscal Year 2026-27.

Section 5. That the Mayor of the City of Diamond Bar shall sign and the City Clerk shall certify to the passage and adoption of this Resolution.

PASSED, APPROVED AND ADOPTED this 2nd day of June, 2026.

CITY OF DIAMOND BAR

_____
Steve Tye, Mayor

ATTEST:

I, Kristina Santana, City Clerk of the City of Diamond Bar do hereby certify that the foregoing Resolution was passed, approved and adopted at a regular meeting of the City Council of the City of Diamond Bar held on the 2nd day of June, 2026, by the following vote:

AYES:	COUNCIL MEMBERS:
NOES:	COUNCIL MEMBERS:
ABSENT:	COUNCIL MEMBERS:
ABSTAINED:	COUNCIL MEMBERS:

_____
Kristina Santana, City Clerk

RESOLUTION NO. 2026-17

A RESOLUTION OF THE CITY COUNCIL OF THE CITY OF DIAMOND BAR, AMENDING CITY OF DIAMOND BAR COMPENSATION PLAN AND FRINGE BENEFITS FOR FY 2026-2027.

WHEREAS, the City Council of the City of Diamond Bar adopted and amended the City of Diamond Bar Compensation Plan (hereafter, the "Plan") by adoption of Resolution No. 2025-18 for Fiscal Year 2025-26 and Resolution No. 2026-04 effective January 24, 2026; and

WHEREAS, the City Council of the City of Diamond Bar has approved and adopted the annual budget for Fiscal Year 2026-2027; and

WHEREAS, the City Council of the City of Diamond Bar desires to revise the Plan to include a 3.6% cost of living adjustment on June 27, 2026 for all benefitted classifications of employment including all executive positions (Department Heads, Assistant City Manager and City Manager) as reflected in the attached compensation plan as "EXHIBIT A"; and

WHEREAS, the City Council of the City of Diamond Bar desires to include an increase of $100 to the benefit allotment for all benefited classifications of employment including all executive positions (Department Heads, Assistant City Manager and City Manager) and City Council Members that may be used to purchase health coverage or placed into retirement plans; and

WHEREAS, the City Council of the City of Diamond Bar desires to authorize the Parks and Recreation Department to fill a full-time benefitted Recreation Specialist position at the three-quarter time budgetary level and the Public Works Department to fill a full-time benefitted Engineering Technician instead of a Public Works Inspector; and

NOW, THEREFORE BE IT RESOLVED, the City Council of the City of Diamond Bar, does hereby adopt Resolution No. 2026-17 as follows:

Section 1. The Compensation and Benefits Plan adopted by Resolution 2025-18 and Resolution 2026-04 are hereby replaced in their entirety with the Compensation & Benefits Plan attached hereto as Exhibit A, which shall be effective June 27, 2026.

Section 2. The Parks and Recreation Department is hereby approved to fill a full-time benefitted Recreation Specialist position at the three-quarter time budgetary level and the Public Works Department to fill a full-time benefitted Engineering Technician instead of a Public Works Inspector.

PASSED, APPROVED AND ADOPTED this 2nd day of June 2026.

CITY OF DIAMOND BAR

_____
Steve Tye, Mayor

ATTEST:

I, KRISTINA SANTANA, City Clerk of the City of Diamond Bar, do hereby certify that the foregoing Resolution was passed, approved and adopted at a regular meeting of the City Council of the City of Diamond Bar held on the 2nd day of June 2026, by the following vote:

AYES: COUNCIL MEMBERS:
NOES: COUNCIL MEMBERS:
ABSENT: COUNCIL MEMBERS:
ABSTAIN: COUNCIL MEMBERS:

_____
Kristina Santana, City Clerk

Attachment: "Exhibit A" Compensation and Benefits Plan effective June 27, 2026

Schedule B

CITY OF DIAMOND BAR
COMPENSATION PLAN BY POSITION
FY 2026 - 2027
PART-TIME/HOURLY NON-EXEMPT/BENEFITED POSITIONS

GRADE	CLASSIFICATION	A	B	C	D	E	F	G
H8	Asst. Pre-School Teacher	$18.30	$19.22	$20.18	$22.25	$23.36	$23.36	$24.52
H10	Pre-School Teacher	$20.16	$21.17	$22.23	$23.34	$24.51	$25.73	$27.02

CITY OF DIAMOND BAR
COMPENSATION PLAN BY POSITION
FY 2026 - 2027
FULL-TIME NON-EXEMPT BENEFITED POSITIONS

GRADE	CLASSIFICATION	A	B	C	D	E	F	G
6NE	Maintenance Worker	$24.43	$25.65	$26.93	$28.28	$29.69	$31.17	$32.73
		$1,954.05	$2,051.75	$2,154.34	$2,262.06	$2,375.16	$2,493.92	$2,618.61
		$4,233.78	$4,445.46	$4,667.74	$4,901.12	$5,146.18	$5,403.49	$5,673.66
		$50,805.30	$53,345.57	$56,012.84	$58,813.49	$61,754.16	$64,841.87	$68,083.96
7NE	Recreation Specialist	$25.04	$26.29	$27.60	$28.98	$30.43	$31.95	$33.55
	Senior Office Specialist	$2,002.90	$2,103.05	$2,208.20	$2,318.61	$2,434.54	$2,556.26	$2,684.08
		$4,339.62	$4,556.60	$4,784.43	$5,023.65	$5,274.83	$5,538.57	$5,815.50
		$52,075.40	$54,679.17	$57,413.13	$60,283.79	$63,297.97	$66,462.87	$69,786.02
10NE	Senior Maintenance Worker	$26.96	$28.31	$29.72	$31.21	$32.77	$34.41	$36.13
		$2,156.91	$2,264.75	$2,377.99	$2,496.89	$2,621.73	$2,752.82	$2,890.46
		$4,673.29	$4,906.96	$5,152.31	$5,409.92	$5,680.42	$5,964.44	$6,262.66
		$56,079.53	$58,883.51	$61,827.68	$64,919.07	$68,165.02	$71,573.27	$75,151.94
14NE	Administrative Assistant	$29.76	$31.25	$32.81	$34.45	$36.17	$37.98	$39.88
	Permit Technician	$2,380.82	$2,499.86	$2,624.85	$2,756.10	$2,893.90	$3,038.60	$3,190.53
		$5,158.44	$5,416.37	$5,687.18	$5,971.54	$6,270.12	$6,583.63	$6,912.81
		$61,901.33	$64,996.40	$68,246.22	$71,658.53	$75,241.45	$79,003.52	$82,953.70
17NE	Accounting, HR, Network/Systems,	$32.05	$33.65	$35.33	$37.10	$38.96	$40.90	$42.95
	Planning, Engineering Technician	$2,563.88	$2,692.08	$2,826.68	$2,968.01	$3,116.42	$3,272.24	$3,435.85
	Recreation Coordinator	$5,555.08	$5,832.83	$6,124.48	$6,430.70	$6,752.23	$7,089.85	$7,444.34
	Senior Administrative Assistant	$66,660.95	$69,994.00	$73,493.70	$77,168.39	$81,026.81	$85,078.15	$89,332.05
	Public Works Inspector							
18NE	Neighborhood Improvement Officer	$32.85	$34.49	$36.22	$38.03	$39.93	$41.93	$44.02
	Media Specialist	$2,627.98	$2,759.38	$2,897.35	$3,042.21	$3,194.33	$3,354.04	$3,521.74
		$5,693.95	$5,978.65	$6,277.59	$6,591.46	$6,921.04	$7,267.09	$7,630.44
		$68,327.46	$71,743.83	$75,331.02	$79,097.57	$83,052.45	$87,205.07	$91,565.33
19NE	Facilities & Asset Maintenance Tech.	$33.67	$35.35	$37.12	$38.98	$40.93	$42.97	$45.12
		$2,693.68	$2,828.36	$2,969.78	$3,118.27	$3,274.18	$3,437.89	$3,609.79
		$5,836.30	$6,128.12	$6,434.52	$6,756.25	$7,094.06	$7,448.77	$7,821.21
		$70,035.64	$73,537.43	$77,214.30	$81,075.01	$85,128.76	$89,385.20	$93,854.46
21NE	Administrative Coordinator	$35.38	$37.14	$39.00	$40.95	$43.00	$45.15	$47.41
	Executive Assistant	$2,830.05	$2,971.55	$3,120.13	$3,276.13	$3,439.94	$3,611.94	$3,792.53
	Accountant	$6,131.77	$6,438.35	$6,760.27	$7,098.29	$7,453.20	$7,825.86	$8,217.15
	Permit Services Coordinator	$73,581.19	$77,260.25	$81,123.26	$85,179.42	$89,438.39	$93,910.31	$98,605.83
	Senior Accounting Technician							
	Senior HR Technician							
23NE	Assistant Engineer	$37.17	$39.02	$40.98	$43.02	$45.18	$47.43	$49.81
	Assistant Planner	$2,973.32	$3,121.98	$3,278.08	$3,441.99	$3,614.09	$3,794.79	$3,984.53
	Sr. Neighborhood Improvement Officer	$6,442.19	$6,764.30	$7,102.51	$7,457.64	$7,830.52	$8,222.05	$8,633.15
	Sr. Public Works Inspector	$77,306.27	$81,171.58	$85,230.16	$89,491.67	$93,966.25	$98,664.57	$103,597.79

Effective June 27, 2026
Approved by City Council on June 2, 2026

CITY OF DIAMOND BAR
COMPENSATION PLAN BY POSITION
FY 2026 - 2027
FULL-TIME EXEMPT BENEFITED POSITIONS

GRADE	CLASSIFICATION	A	B	C	D	E	F	G
24E	Management Analyst	$38.09	$40.00	$42.00	$44.10	$46.30	$48.62	$51.05
		$3,047.59	$3,199.97	$3,359.97	$3,527.97	$3,704.37	$3,889.58	$4,084.06
		$6,603.12	$6,933.27	$7,279.93	$7,643.93	$8,026.13	$8,427.43	$8,848.81
		$79,237.38	$83,199.25	$87,359.21	$91,727.17	$96,313.53	$101,129.21	$106,185.67
28E	Recreation Supervisor	$42.05	$44.15	$46.36	$48.68	$51.11	$53.67	$56.35
	Senior Accountant	$3,364.04	$3,532.24	$3,708.85	$3,894.29	$4,089.01	$4,293.46	$4,508.13
		$7,288.75	$7,653.18	$8,035.84	$8,437.63	$8,859.52	$9,302.49	$9,767.62
		$87,464.95	$91,838.19	$96,430.10	$101,251.61	$106,314.19	$111,629.90	$117,211.39
29E	Information Systems Analyst	$43.10	$45.26	$47.52	$49.90	$52.39	$55.01	$57.76
		$3,448.14	$3,620.54	$3,801.57	$3,991.65	$4,191.23	$4,400.79	$4,620.83
		$7,470.96	$7,844.51	$8,236.74	$8,648.57	$9,081.00	$9,535.05	$10,011.80
		$89,651.55	$94,134.12	$98,840.83	$103,782.87	$108,972.01	$114,420.62	$120,141.65
30E	Associate Planner	$44.18	$46.39	$48.71	$51.14	$53.70	$56.39	$59.20
	Senior Management Analyst	$3,534.34	$3,711.06	$3,896.61	$4,091.44	$4,296.01	$4,510.81	$4,736.35
	Community Relations Coordinator	$7,657.74	$8,040.62	$8,442.65	$8,864.79	$9,308.03	$9,773.43	$10,262.10
		$91,892.83	$96,487.47	$101,311.84	$106,377.43	$111,696.30	$117,281.12	$123,145.18
32E	Facilities Maintenance Supervisor	$46.42	$48.74	$51.17	$53.73	$56.42	$59.24	$62.20
	Finance Supervisor	$3,713.27	$3,898.93	$4,093.88	$4,298.57	$4,513.50	$4,739.17	$4,976.13
		$8,045.41	$8,447.68	$8,870.06	$9,313.57	$9,779.24	$10,268.21	$10,781.62
		$96,544.90	$101,372.14	$106,440.75	$111,762.79	$117,350.93	$123,218.48	$129,379.40
34E	Associate Engineer	$48.77	$51.20	$53.76	$56.45	$59.27	$62.24	$65.35
		$3,901.25	$4,096.31	$4,301.13	$4,516.18	$4,741.99	$4,979.09	$5,228.05
		$8,452.71	$8,875.34	$9,319.11	$9,785.07	$10,274.32	$10,788.04	$11,327.44
		$101,432.50	$106,504.12	$111,829.33	$117,420.80	$123,291.84	$129,456.43	$135,929.25
36E	Parks, Street Maintenance Supt.	$51.23	$53.80	$56.49	$59.31	$62.28	$65.39	$68.66
	Recreation Superintendent	$4,098.75	$4,303.69	$4,518.87	$4,744.82	$4,982.06	$5,231.16	$5,492.72
	Senior Planner	$8,880.63	$9,324.66	$9,790.89	$10,280.44	$10,794.46	$11,334.18	$11,900.89
	Principal Management Analyst	$106,567.52	$111,895.90	$117,490.69	$123,365.23	$129,533.49	$136,010.16	$142,810.67
	Sr. Community Relations Coord.							
37E	Network/Systems Administrator	$52.52	$55.14	$57.90	$60.79	$63.83	$67.02	$70.38
		$4,201.22	$4,411.28	$4,631.84	$4,863.44	$5,106.61	$5,361.94	$5,630.04
		$9,102.64	$9,557.77	$10,035.66	$10,537.45	$11,064.32	$11,617.53	$12,198.41
		$109,231.70	$114,693.29	$120,427.95	$126,449.35	$132,771.81	$139,410.41	$146,380.93
40E	Senior Civil Engineer	$56.55	$59.38	$62.35	$65.47	$68.74	$72.18	$75.79
		$4,524.25	$4,750.47	$4,987.99	$5,237.39	$5,499.26	$5,774.22	$6,062.93
		$9,802.55	$10,292.68	$10,807.31	$11,347.68	$11,915.06	$12,510.81	$13,136.36
		$117,630.61	$123,512.14	$129,687.75	$136,172.14	$142,980.74	$150,129.78	$157,636.27
41E	Assistant to the City Manager	$57.97	$60.87	$63.91	$67.10	$70.46	$73.98	$77.68
		$4,637.36	$4,869.23	$5,112.69	$5,368.32	$5,636.74	$5,918.58	$6,214.51
		$10,047.61	$10,549.99	$11,077.49	$11,631.37	$12,212.94	$12,823.58	$13,464.76
		$120,571.36	$126,599.93	$132,929.93	$139,576.43	$146,555.25	$153,883.01	$161,577.16

Schedule E

CITY OF DIAMOND BAR
COMPENSATION PLAN BY POSITION
FY 2026 - 2027
FULL-TIME EXEMPT MANAGEMENT POSITIONS

GRADE	CLASSIFICATION	A	B	C	D	E	F	G
40E	**Community Relations Mgr.**	$56.55	$59.38	$62.35	$65.47	$68.74	$72.18	$75.79
	Recreation Svcs. Manager	$4,524.25	$4,750.47	$4,987.99	$5,237.39	$5,499.26	$5,774.22	$6,062.93
	Planning Manager	$9,802.55	$10,292.68	$10,807.31	$11,347.68	$11,915.06	$12,510.81	$13,136.36
		$117,630.61	$123,512.14	$129,687.75	$136,172.14	$142,980.74	$150,129.78	$157,636.27
41E	**City Clerk**	$57.97	$60.87	$63.91	$67.10	$70.46	$73.98	$77.68
		$4,637.36	$4,869.23	$5,112.69	$5,368.32	$5,636.74	$5,918.58	$6,214.51
		$10,047.61	$10,549.99	$11,077.49	$11,631.37	$12,212.94	$12,823.58	$13,464.76
		$120,571.36	$126,599.93	$132,929.93	$139,576.43	$146,555.25	$153,883.01	$161,577.16
44E	**Human Res. & Risk Manager**	$62.42	$65.55	$68.82	$72.26	$75.88	$79.67	$83.65
		$4,993.93	$5,243.63	$5,505.81	$5,781.10	$6,070.15	$6,373.66	$6,692.34
		$10,820.18	$11,361.19	$11,929.25	$12,525.71	$13,152.00	$13,809.60	$14,500.08
		$129,842.17	$136,334.28	$143,150.99	$150,308.54	$157,823.97	$165,715.17	$174,000.92
46E	**Public Works Manager/**	$65.55	$68.82	$72.26	$75.88	$79.67	$83.65	$87.84
	Assistant City Engineer	$5,243.63	$5,505.81	$5,781.10	$6,070.15	$6,373.66	$6,692.34	$7,026.96
		$11,361.19	$11,929.25	$12,525.71	$13,152.00	$13,809.60	$14,500.08	$15,225.08
		$136,334.27	$143,150.98	$150,308.53	$157,823.96	$165,715.16	$174,000.92	$182,700.96

Schedule F

CITY OF DIAMOND BAR
COMPENSATION PLAN BY POSITION
FY 2026 - 2027
FULL-TIME EXEMPT EXECUTIVE MANAGEMENT POSITIONS

GRADE	CLASSIFICATION	A	B	C	D	E	F	G
52E	Deputy City Manager	$76.06	$79.86	$83.85	$88.05	$92.45	$97.07	$101.92
		$6,084.62	$6,388.85	$6,708.29	$7,043.71	$7,395.89	$7,765.69	$8,153.97
		$13,183.34	$13,842.51	$14,534.63	$15,261.37	$16,024.43	$16,825.66	$17,666.94
		$158,200.10	$166,110.10	$174,415.61	$183,136.39	$192,293.21	$201,907.87	$212,003.26
55E	Community Dev. Director	$81.91	$86.00	$90.30	$94.82	$99.56	$104.53	$109.76
	Finance Director	$6,552.47	$6,880.09	$7,224.10	$7,585.30	$7,964.57	$8,362.80	$8,780.94
	HR and Risk Mgmt. Director	$14,197.02	$14,906.87	$15,652.21	$16,434.82	$17,256.56	$18,119.39	$19,025.36
	Info. Systems Director	$170,364.19	$178,882.40	$187,826.52	$197,217.85	$207,078.74	$217,432.68	$228,304.31
	Parks and Rec Director							
		$88.20	$92.61	$97.24	$102.11	$107.21	$112.57	$118.20
58E	City Engineer/PW Director	$7,056.29	$7,409.11	$7,779.56	$8,168.54	$8,576.97	$9,005.81	$9,456.11
		$15,288.63	$16,053.06	$16,855.72	$17,698.50	$18,583.43	$19,512.60	$20,488.23
		$183,463.58	$192,636.76	$202,268.60	$212,382.03	$223,001.13	$234,151.18	$245,858.74
		$90.41	$94.93	$99.68	$104.66	$109.89	$115.39	$121.16
59E	Assistant City Manager	$7,232.70	$7,594.33	$7,974.05	$8,372.75	$8,791.39	$9,230.96	$9,692.51
		$15,670.85	$16,454.39	$17,277.11	$18,140.97	$19,048.02	$20,000.42	$21,000.44
		$188,050.19	$197,452.70	$207,325.33	$217,691.60	$228,576.18	$240,004.99	$252,005.24
		$139.33						
N/A	City Manager	$11,146.39						
		$24,150.50						
		$289,806.03						

RESOLUTION NO. 2026-18

A RESOLUTION OF THE CITY COUNCIL OF THE CITY OF DIAMOND BAR, COUNTY OF LOS ANGELES, STATE OF CALIFORNIA, ADOPTING THE STATEMENT OF INVESTMENT.

WHEREAS, it is the City's policy to annually adopt the City Investment Policy; and

WHEREAS, the Investment Policy is intended to provide guidelines for the prudent investment of the City's temporarily idle cash and to outline the policies for maximizing the efficiency of the City's cash management system.

NOW, THEREFORE, the City Council of the City of Diamond Bar does hereby resolve as follows:

Section 1. That the City Council of the City of Diamond Bar adopts the attached Statement of Investment Policy (Exhibit A).

PASSED, APPROVED AND ADOPTED this 2nd day of June, 2026.

CITY OF DIAMOND BAR

_____
Steve Tye, Mayor

ATTEST:

I, Kristina Santana, City Clerk of the City of Diamond Bar, do hereby certify that the foregoing Resolution was passed, approved and adopted at a regular meeting of the City Council of the City of Diamond Bar held on the 2nd day of June, 2026, by the following vote:

AYES:	COUNCIL MEMBERS:
NOES:	COUNCIL MEMBERS:
ABSENT:	COUNCIL MEMBERS:
ABSTAINED:	COUNCIL MEMBERS:

_____
Kristina Santana, City Clerk

Attachment: "Exhibit A" – Investment Policy Effective July 1, 2026.

Investment Policy

1. Policy

1.1 This Statement is intended to provide guidelines for the prudent investment of the City of Diamond Bar's ("City") temporarily idle cash and to outline the policies for maximizing the efficiency of the City's cash management system. The ultimate goal is to enhance the economic status of the City while protecting its pooled funds in accordance with the applicable local, state and federal laws.

It is the policy of the City Council to review, update and adopt the City's Investment Policy on an annual basis.

2. Scope

2.1 This investment policy applies to all financial assets of the City of Diamond Bar.

The Policy applies to the following funds and is accounted for in the City's annual audited financial statements.

a. General Fund

b. Special Revenue Funds

c. Debt Service Funds

d. Capital Improvement Fund

e. Internal Service Funds

3. Standards of Prudence

3.1 The City Treasurer (or Finance Director) authorized to make investment decisions on behalf of the City of Diamond Bar investing public funds

pursuant to this policy are trustees and therefore fiduciaries subject to the prudent investor standard. When investing, reinvesting, purchasing, acquiring, exchanging, selling and managing public funds, a trustee shall act with care, skill, prudence and diligence under the circumstances then prevailing, including but not limited to, the general economic conditions and the anticipated needs of the City, that a prudent person acting in a like capacity and familiarity with those matters would use in the conduct of funds of a like character and with like aims, to safeguard the principal and maintain the liquidity needs of the City. Within the limitations of this section and considering individual investments as part of an overall strategy, the City Treasurer or Finance Director is authorized to acquire investments as authorized by law.

4. Investment Objectives

4.1 The investment of funds of the City of Diamond Bar is directed to the goals of safety, liquidity and yield. The authority governing investments for municipal governments is set forth in the Government Code, Sections 53600, et. seq.

4.1.1. Safety. Safety of principal is the foremost objective of the investment program. Investments of the City of Diamond Bar shall be undertaken in a manner that seeks to ensure the preservation of capital in the overall portfolio. To attain this objective, the City of Diamond Bar will diversify its investments by investing funds among a variety of securities with independent returns. The City will operate only in those investments that are considered very safe.

4.1.2. Liquidity. The investment portfolio will remain sufficiently liquid to meet all operating requirements which might be reasonably anticipated. This is accomplished by structuring the portfolio so that securities mature at the same time as cash is needed to meet anticipated demands. Additionally, since all possible cash demands cannot be anticipated, the portfolio will consist largely of securities with active secondary or resale markets or local government investment pools which offer same-day liquidity for short-term funds.

4.1.3. Yield. The investment portfolio shall be designed with the objective of achieving a competitive market rate of return or yield, while taking into account the investment risk constraints and

liquidity needs. Return on investment is of secondary importance compared to safety and liquidity. The core investments shall be limited to low risk securities to be held to maturity with the following exceptions:

a. A security with declining credit may be sold early to minimize loss of principal.

b. A security swap would improve the quality, yield or target duration of the portfolio.

c. The liquidity needs of the portfolio require security to be sold.

5. Delegation of Authority

5.1 Authority to manage the City of Diamond Bar's investment program is derived from Section 2.16.210 of the City of Diamond Bar's Municipal Code which designates the City Manager to perform all duties associated with the legal function of the treasurer position. Management responsibility is hereby delegated to the City Treasurer who shall be responsible for all transactions undertaken and for establishing a system of controls to regulate the activities of subordinate officials, and their procedures in the absence of the Treasurer.

6. Ethics and Conflicts of Interest

6.1 Officers and employees involved in the investment process shall refrain from personal business activity that could conflict with proper execution of the investment program or which could impair their ability to make impartial investment decisions. Employees and investment officials are required to file annual disclosure statements as required for "public officials who manage public investments" (as defined and required by the Political Reform Act and related regulations, being Government Code Sections 81000 and the Fair Political Practices Commission [FPPC]).

7. Authorized Financial Dealers and Institutions

7.1 The Treasurer (or Finance Director) will maintain a list of approved financial institutions authorized to provide investment services to the public agency in the State of California. A determination should be made to insure that all approved broker/dealer firms and individuals covering the City of Diamond Bar are reputable and trustworthy. In

addition, the broker/dealer firms should have the ability to meet all of their financial obligations in dealing with the City of Diamond Bar. The firms and individuals covering the City of Diamond Bar should be knowledgeable and experienced in Public Agency investing and the investment products involved. No public deposit shall be made except in a qualified public depository as established by State law. All financial institutions and broker/dealers who desire to conduct investment transactions with the City of Diamond Bar must supply the City Treasurer or the Finance Director with the following: audited financial statements, proof of NASD certification, trading resolution, proof of State of California registration, completed broker/dealer questionnaire, certification of having read the City of Diamond Bar's investment policy and depository contracts.

An annual review of the financial condition and registrations of qualified bidders will be conducted by the Treasurer or the Finance Director. A current audited financial statement is required to be on file for each financial institution and broker/dealer with which the City of Diamond Bar invests.

8. Authorized and Suitable Investments

8.1. The City's investments are governed by the California Government Code (CGC). Specific types of investments are defined in CGC 53635. Also, CGC 53635.2 permits the use of CGC 53601 investment instruments, therefore, both CGC 53601 et seq. and CGC 53635 et seq. are the governing sections pertaining to legal investments. Investments will only be made in authorized securities with a maturity date of five (5) years or less from the transaction settlement date.

For the purpose of these investments, the compliance with the investment percentage(s), in regards to the total investment portfolio, shall be calculated on the date the investment is acquired. If the percentage is legally compliant on the date of purchase, then compliance with the law shall have been met.

Investment	California Legal Requirements City of Diamond Bar Requirements
Government Obligations: U.S. Treasury and Agency Obligations (U.S. Treasury obligations are bills, notes and bonds issued by and direct	Authorized by CGC 53601(b), (f) 1. No limit on amount in the portfolio

obligations of the U.S. Government. Agency obligations are notes and bonds of Federal agencies and government sponsored enterprises, although not direct obligations of the Treasury, they involve federal sponsorship or guarantees)	
Bankers Acceptances (A draft or bill of exchange accepted by a bank or trust company and brokered to investors in a secondary market. Its purpose is to facilitate trade and provide liquidity to the import-export markets).	Authorized by CGC 53601(g) 1. Not to exceed 180 days 2. Not to exceed 40% of portfolio 3. Not to exceed 30% of portfolio if done with one bank.
Commercial Paper (Short term, unsecured, promissory notes issued by firms in the open market. These notes are generally backed by a bank credit facility, guarantee/bond of indemnity or some other support agreement.	Authorized by CGC 53601 (h), CGC 53601.2 & CGC 53635 (a) 1. Not to exceed 270 days 2. Not to exceed 25% of portfolio 3. No more than 10% of portfolio may be invested in a single issuer 4. Must be rated P-1 by Moody's Investors Service or A-1 by Standard and Poor's
Medium Term Notes (Corporate notes, deposit notes and bank notes sold by an agent in the open market on a continually offered basis. These notes are debt obligations generally unsecured, although some issues come to market on a collateralized or securitized basis.	Authorized by CGC 53601 (k), CGC 53601.2 1. Must have a minimum "A" rating 2. Not to exceed 30% of portfolio 3. Not to exceed 5% of portfolio with single issuer

Negotiable Certificates of Deposit (Issued by commercial banks and thrift institutions against funds deposited for specified periods of time and earn specified or variable rates of interest. NCD's differ from other CD's because of their increased liquidity as they are actively traded on the secondary market. These deposits are uninsured and uncollateralized promissory notes.	Authorized by CGC 53601 (i), GCC 53638 1. Not to exceed 30% portfolio 2. All purchases must be from institutions rated by a nationally recognized rating organization as designated by the Security and Exchange Commission.
Certificates of Deposit (Unsecured, direct obligations of a U.S. bank or savings & loan association. Federal Deposit Insurance Corporation (FDIC) coverage is provided for government deposits, but limited to the first $250,000 on deposit on behalf of a given entity at a single financial institution. California law requires that deposits of public funds shall be collateralized if not insured).	Authorized by CGC 53635, 53635.2, 53635.8, 53636, 53637, 53638, 53641 1. Must not exceed 30% of portfolio 2. Deposits in excess of the $250,000 FDIC insured limit shall be collateralized at a level of 110% of market value of principal and accrued interest.
Repurchase Agreement (These are agreements between an investor (the pool) who agrees to purchase securities and a seller (broker/dealer) who commits to repurchase these securities at a later date at the same price, plus interest).	Authorized by CGC 53601 (j) 1. Market value of the security must be 102% or greater, and adjusted quarterly. 2. The minimal market value of 102% can't be established by more than the next business day. 3. Requires a signed Master Repurchase Agreement from the participating bank or broker/dealer.
Local Agency Obligations (Bonds, notes warrants or other evidences of indebtedness of any local agency or by a department, board or authority of any local agency within the 50 United States).	Authorized by CGC 53601(a)(c)(d) 1. Must comply with the financial requirements pertaining to temporary borrowing (TRANS, RANS, GANS) as shown in CGC 53820 – 53858.

	2. Minimum credit requirement – Issuers must be at or above the following investment grade from one of these rating firms: Standard & Poors – Sp-1 or A; Fitch – F-1 or A; Moody's – MIG 1 or A
Money Market Funds Shares of beneficial interest issued by management companies. Shares represent ownership of diversified portfolio securities, which are redeemable at their net asset value).	Authorized by CGC 53601 (l) 1. The pooled investments that comprise these funds must comply with 53601 and 53630 inclusive.
Local Agency Investment Fund (LAIF) Provides high liquidity allowing deposits to be credited to the City's checking account within twenty-four (24) hours. State Pool funds are operated directly by the Office of the State Treasurer, who commingles state and local funds.	Authorized by CGC 16429.1 (b) 1. No more than $75 million (LAIF account limit) permitted to be invested.
Supranational United States dollar denominated senior unsecured unsubordinated obligations issued or unconditionally guaranteed by the International Bank for Reconstruction and Development, International Finance Corporation, or Inter-American Development Bank.	Authorized by CGC 53601 (q) 1. Maximum maturity of five years or less 2. Eligible for purchase and sale within the United States 3. "AA" rated or better by an NRSRO 4. Not to exceed 30% of the portfolio

9. Prohibited and Restricted Categories of Investments

9.1 The following investments are either prohibited by law or authorized by law and prohibited by the City Treasurer.

Inverse Floaters	Prohibited by CGC 53601.6
Range Notes	Prohibited by CGC 53601.6
Mortgage Derived, Interest-only Strips	Prohibited by CGC 53601.6
Zero ("Strip") Coupons	Prohibited by CGC 53601.6
Futures Market	Allowable by CGC 53601.6

	Prohibited by City Treasurer
Options Market	Allowable by CGC 53601.6 Prohibited by City Treasurer
Priority Obligations	Allowable by CGC 53601 (n) Prohibited by City Treasurer

10. Review of Investment Portfolio

10.1 The securities held by the City of Diamond Bar must be in compliance with Section 8.0 Authorized and Suitable Investments at the time of purchase. Because some securities may not comply with Section 8.0 subsequent to the date of purchase the City Treasurer shall at least quarterly review the portfolio to identify those securities that do not comply. The City Treasurer shall establish procedures to report to the City Council major and critical incidences of noncompliance identified through the review of the portfolio.

Should any investment listed in Section 8 exceed a percentage-of-portfolio limitation due to an incident such as fluctuation in portfolio size, the affected securities may be held to maturity to avoid losses. When no loss is indicated, the Treasurer shall consider rebalancing the portfolio after evaluating the expected length of time that it will be imbalanced.

Portfolio percentage limits are in place in order to ensure diversification of the City investment portfolio; a small temporary imbalance will not significantly impair that strategy.

11. Collateralization

11.1 Collateralization will be required on two types of investments: certificates of deposit and repurchase agreements. In order to anticipate market changes and provide a level of security for all funds, the collateralization level will be 110% of market value of principal and accrued interest. The City Treasurer, at his/her discretion may waive the collateral requirement for deposits up to the maximum dollar amount which are covered by the Federal Deposit Insurance Corporation, currently $250,000.

12. Safekeeping and Custody

12.1 All security transactions, including collateral for repurchase agreements, entered into by the City of Diamond Bar shall be conducted on a delivery versus payment (DVP) basis. Securities will be held by a third party custodian designated by the Treasurer and evidenced by safekeeping receipts.

13. Maximum Maturities

13.1 To the extent possible the City of Diamond Bar will attempt to match its investments with anticipated cash flow requirements. The prescribed method of the City of Diamond Bar shall be referred to as "layering" the investments. Monies not needed to cover immediate operating costs may be invested up to a five year maturity.

14. Internal Controls

14.1 The City Treasurer and the Finance Director shall establish procedures that separate the internal responsibility for management and accounting of the investment portfolio. An analysis by an independent, external auditor shall be conducted periodically to review internal controls, account activity and compliance with policies and procedures.

15. Reporting

15.1 As required by California Government Code Section 53607, a monthly report of investments will be provided to the City Council. The required elements of this report are as follows:

a. Type of investment
b. Issuer
c. Date of Maturity
d. Amount of deposit or cost of security
e. Current market value of securities with maturity in excess of twelve months
f. Statement relating the report to the Statement of Investment Policy
g. Rate of interest

h. Statement that there are sufficient funds to meet the next six months' obligations

The basic premise underlying the City of Diamond Bar's investment philosophy is to insure that money is always available when needed.

16. Investment Policy Adoption

16.1 The City of Diamond Bar's investment policy shall be adopted by resolution of the City Council. The policy shall be reviewed annually by the City Council and any modifications made thereto must be approved by the City Council.

Attachments:
Appendix A - Broker Dealer Questionnaire
Appendix B - Glossary of Cash and Investment Management Terms
Appendix C - Local Agency Investment Fund Description

APPENDIX A

CITY OF DIAMOND BAR

BROKER/DEALER QUESTIONNAIRE AND CERTIFICATION

1. Name of Firm: _____
2. Address: _____
3. Telephone: (___) _____ (___) _____
4. Broker's Representative to the City (attach resume):

   Name: _____

   Title: _____

   Telephone: (___) _____

5. Manager/Partner-in-Charge (attach resume):

   Name: _____

   Title: _____

   Telephone: (___) _____

6. List all personnel who will be trading with or quoting securities to City employees (attach resume)

   Name: _____

   Title: _____

   Telephone: (____) _____ (____) _____

7. Which of the above personnel have read the City's investment policy?

_____

_____

8. Is your firm a primary dealer in United States Government Securities?

Yes ____ No___

9. List the total volume of United States Government and Agency Securities for the last calendar year.

Firm-wide $ _____ No. of Transactions

Your local office $ _____ No. of Transactions

10. Which instruments are offered regularly by your local office?

___ Treasury Bills	___ CMO's
___ Treasury Notes/Bonds	___ Bank CD's
___ BA's (domestic)	___ S & L CD's
___ BA's (foreign)	___ Repos
___ Commercial Paper	___ Reverse Repos
___ Agencies (specify):	___ Other (specify):

11. References -- Please identify your most directly comparable public sector clients in our geographical area.

Entity _____	_____
Contact _____	_____
Telephone (___)_____	(___)_____
Client Since _____	_____

12. Have any of your clients ever sustained a loss on a securities transaction arising from a misunderstanding or misrepresentation of the risk characteristics of the instrument? If so, explain.

13. Has your local office ever subject to a regulatory or state/federal agency investigation for alleged improper, fraudulent, disreputable or unfair activities related to the sale of securities? Have any of your employees been so investigated? If so explain:

14. Has a client ever claimed in writing that your firm was responsible for investment losses? If so, explain. _____

15. Explain your normal custody and delivery process. Who audits these fiduciary systems? Can you meet safekeeping requirements? _____

16. How many and what percentage of your transactions failed
Last month? _____ Last year? _____

17. Describe the capital line and trading limits of the office that would conduct business with the City of Diamond Bar.

18. Does your firm participate in the S.I.P.C. insurance program if not, explain.

19. What portfolio information, if any, do you require from your clients?

20. What reports, transactions, confirmations and paper trail will the City receive?

21. Does your firm offer investment training to your clients?

___Yes ___No

22. Please enclose the following:

Latest audited financial statements.

Samples of reports, transactions, and confirmations the City will receive.

Samples of research reports and/or publications that your firm regularly provides to clients.

Complete schedule of fees and charges for various transactions.

CERTIFICATION

I hereby certify that I have personally read the Statement of Investment Policy of the City of Diamond Bar, and have implemented reasonable procedures and a system of controls designed to preclude imprudent investment activities arising out of transactions conducted between our firm and the City of Diamond Bar. All sales personnel will be routinely informed of the City's investment objectives, horizons, outlooks, strategies and risk constraints whenever we are so advised by the City. We pledge to exercise due diligence in informing the City of Diamond Bar of all foreseeable risks associated with financial transactions conducted with our firm. Under penalties of perjury, the responses to this questionnaire are true and accurate to the best of my knowledge.

Signed _____ Date _____

Title _____

Countersignature* _____ Date _____

Title _____

* Company president or person in charge of government securities operations.

Appendix B

Glossary of Cash and Investment Management Terms

Accrued Interest. Interest earned but which has not yet been paid or received.

Agency. See "Federal Agency Securities."

Ask Price. Price at which a broker/dealer offers to sell a security to an investor. Also known as "offered price."

Asset Backed Securities (ABS). A fixed-income security backed by notes or receivables against assets other than real estate. Generally issued by special purpose companies that "own" the assets and issue the ABS. Examples include securities backed by auto loans, credit card receivables, home equity loans, manufactured housing loans, farm equipment loans and aircraft leases.

Average Life. The average length of time that an issue of serial bonds and/or term bonds with a mandatory sinking fund feature is expected to be outstanding.

Bankers' Acceptance (BA's). A draft or bill of exchange drawn upon and accepted by a bank. Frequently used to finance shipping of international goods. Used as a short-term credit instrument, bankers' acceptances are traded at a discount from face value as a money market instrument in the secondary market on the basis of the credit quality of the guaranteeing bank.

Basis Point. One hundredth of one percent, or 0.01%. Thus 1% equals 100 basis points.

Bearer Security. A security whose ownership is determined by the holder of the physical security. Typically, there is no registration on the issuer's books. Title to bearer securities is transferred by delivery of the physical security or certificate. Also known as "physical securities."

Benchmark Bills: In November 1999, FNMA introduced its Benchmark Bills program, a short-term debt securities issuance program to supplement its existing discount note program. The program includes a schedule of larger, weekly issues in three- and six-month maturities and biweekly issues in one-year for Benchmark Bills. Each issue is brought to market via a Dutch (single price) auction. FNMA conducts a weekly auction for each Benchmark Bill maturity and accepts both competitive and non-competitive bids through a web based auction system. This program is in addition to the variety of other discount note maturities, with rates posted on a daily basis, which FNMA offers. FNMA's Benchmark Bills are unsecured general obligations that are issued in book- entry form through the Federal Reserve Banks. There are no periodic payments of interest on Benchmark Bills, which are sold at a discount from the principal amount and payable at par at maturity. Issues under the Benchmark program constitute the same credit standing as other FNMA discount notes; they simply add organization and liquidity to the short-term Agency discount note market.

Benchmark Notes/Bonds: Benchmark Notes and Bonds are a series of FNMA "bullet" maturities (non-callable) issued according to a pre-announced calendar. Under its Benchmark Notes/Bonds program, 2, 3, 5, 10 and 30- year maturities are issued each quarter. Each Benchmark Notes new issue has a minimum size of $4 billion, 30- year new issues having a minimum size of $1 billion, with re-openings based on investor demand to further enhance liquidity. The amount of non-callable issuance has allowed FNMA to build a yield curve in Benchmark Notes and Bonds in maturities ranging from 2 to 30 years. The liquidity emanating from these large size issues has facilitated favorable financing opportunities through the development of a liquid overnight and term repo market. Issues under the Benchmark program constitute the same credit standing as other FNMA issues; they simply add organization and liquidity to the intermediate- and long-term Agency market.

Benchmark. A market index used as a comparative basis for measuring the performance of an investment portfolio. A performance benchmark should represent a close correlation to investment guidelines, risk tolerance and duration of the actual portfolio's investments.

Bid Price. Price at which a broker/dealer offers to purchase a security from an investor.

Bond Market Association (BMA). The bond market trade association representing the largest securities markets in the world. In addition to publishing a Master Repurchase Agreement, widely accepted as the industry standard

document for Repurchase Agreements, the BMA also recommends bond market closures and early closes due to holidays.

Bond. Financial obligation for which the issuer promises to pay the bondholder (the purchaser or owner of the bond) a specified stream of future cash flows, including periodic interest payments and a principal repayment.

Book Entry Securities. Securities that are recorded in a customer's account electronically through one of the financial markets electronic delivery and custody systems, such as the Fed Securities wire, DTC and PTC (as opposed to bearer or physical securities). The trend is toward a certificate-free society in order to cut down on paperwork and to diminish investors' concerns about the certificates themselves. The vast majority of securities are now book entry securities.

Book Value. The value at which a debt security is reflected on the holder's records at any point in time. Book value is also called "amortized cost" as it represents the original cost of an investment adjusted for amortization of premium or accretion of discount. Also called "carrying value." Book value can vary over time as an investment approaches maturity and differs from "market value" in that it is not affected by changes in market interest rates.

Broker/Dealer. A person or firm transacting securities business with customers. A "broker" acts as an agent between buyers and sellers, and receives a commission for these services. A "dealer" buys and sells financial assets from its own portfolio. A dealer takes risk by owning inventory of securities, whereas a broker merely matches up buyers and sellers. See also "Primary Dealer."

Bullet Notes/Bonds. Notes or bonds that have a single maturity date and are non-callable.

California Local Agency Bonds: Bonds that are issued by a California county, city, city and county, including a chartered city or county, school district, community college district, public district, county board of education, county superintendent of schools, or any public or municipal corporation.

Call Date. Date at which a call option may be or is exercised.

Call Option. The right, but not the obligation, of an issuer of a security to redeem a security at a specified value and at a specified date or dates prior to its stated maturity date. Most fixed-income calls are a par, but can be at any previously established price. Securities issued with a call provision typically carry a higher

yield than similar securities issued without a call feature. There are three primary types of call options (1) European - one-time calls, (2) Bermudan - periodically on a predetermined schedule (quarterly, semi-annual, annual), and (3) American - continuously callable at any time on or after the call date. There is usually a notice period of at least 5 business days prior to a call date.

Callable Bonds/Notes. Securities, which contain an imbedded call option giving the issuer, the right to redeem the securities prior to maturity at a predetermined price and time.

Certificate of Deposit (CD). Bank obligation issued by a financial institution generally offering a fixed rate of return (coupon) for a specified period of time (maturity). Can be as long as 10 years to maturity, but most CDs purchased by public agencies are one year and under.

Collateral. Investment securities or other property that a borrower pledges to secure repayment of a loan, secure deposits of public monies, or provide security for a repurchase agreement.

Collateralization. Process by which a borrower pledges securities, property, or other deposits for securing the repayment of a loan and/or security.

Collateralized Mortgage Obligation (CMO). A security that pools together mortgages and separates them into short, medium, and long-term positions (called tranches). Tranches are set up to pay different rates of interest depending upon their maturity. Interest payments are usually paid monthly. In "plain vanilla" CMOs, principal is not paid on a tranche until all shorter tranches have been paid off. This system provides interest and principal in a more predictable manner. A single pool of mortgages can be carved up into numerous tranches each with its own payment and risk characteristics.

Commercial Paper. Short term unsecured promissory note issued by a company or financial institution. Issued at a discount and matures for par or face value. Usually a maximum maturity of 270 days, and given a short-term debt rating by one or more NRSROs.

Convexity. A measure of a bond's price sensitivity to changing interest rates. A high convexity indicates greater sensitivity of a bond's price to interest rate changes.

Corporate Note. A debt instrument issued by a corporation with a maturity of greater than one year and less than ten years.

Counterparty. The other party in a two party financial transaction. "Counterparty risk" refers to the risk that the other party, to a transaction, will fail in its related obligations. For example, the bank or broker/dealer in a repurchase agreement.

Coupon Rate. Annual rate of interest on a debt security, expressed as a percentage of the bond's face value.

Current Yield. Annual rate of return on a bond based on its price. Calculated as (coupon rate / price), but does not accurately reflect a bond's true yield level.

Custody. Safekeeping services offered by a bank, financial institution or trust company, referred to as the "custodian." Service normally includes the holding and reporting of the customer's securities, the collection and disbursement of income, securities settlement and market values.

Dealer. A dealer, as opposed to a broker, acts as a principal in all transactions, buying and selling for his own account.

Delivery Versus Payment (DVP). Settlement procedure in which securities are delivered versus payment of cash, but only after cash has been received. Most security transactions, including those through the Fed Securities Wire system and DTC, are done DVP as a protection for both the buyer and seller of securities.

Depository Trust Company (DTC). A firm through which members can use a computer to arrange for securities to be delivered to other members without physical delivery of certificates. A member of the Federal Reserve System and owned mostly by the New York Stock Exchange, the Depository Trust Company uses computerized debit and credit entries. Most corporate securities, commercial paper, CDs and BAs clear through DTC.

Derivatives. For hedging purposes, common derivatives are options, futures, swaps and swaptions. All Collateralized Mortgage Obligations ("CMOs") are derivatives. (1) Financial instruments whose return profile is linked to, or derived from, the movement of one or more underlying index or security, and may include a leveraging factor, or (2) financial contracts based upon notional amounts whose value is derived from an underlying index or security (interest rates, foreign exchange rates, equities or commodities).

Derivative Security. Financial instrument created from, or whose value depends upon, one or more underlying assets or indexes of asset values.

Designated Bond. FFCB's regularly issued, liquid, non-callable securities that generally have a 2 or 3 year original maturity. New issues of Designated Bonds are $1 billion or larger. Re-openings of existing Designated Bond issues are generally a minimum of $100 million. Designated Bonds are offered through a syndicate of two to six dealers. Twice each month the Funding Corporation announces its intention to issue a new Designated Bond, reopen an existing issue, or to not issue or reopen a Designated Bond. Issues under the Designated Bond program constitute the same credit standing as other FFCB issues; they simply add organization and liquidity to the intermediate- and long-term Agency market.

Discount Notes. Unsecured general obligations issued by Federal Agencies at a discount. Discount notes mature at par and can range in maturity from overnight to one year. Very large primary (new issue) and secondary markets.

Discount Rate. Rate charged by the system of Federal Reserve Banks on overnight loans to member banks. Changes to this rate are administered by the Federal Reserve and closely mirror changes to the "fed funds rate."

Discount Securities. Non-interest bearing money market instruments that are issued at discount and redeemed at maturity for full face value. Examples include: U.S. Treasury Bills, Federal Agency Discount Notes, Bankers' Acceptances and Commercial Paper.

Discount. The amount by which a bond or other financial instrument sells below its face value. See also "Premium."

Diversification. Dividing investment funds among a variety of security types, maturities, industries and issuers offering potentially independent returns.

Dollar Price. A bond's cost expressed as a percentage of its face value. For example, a bond quoted at a dollar price of 95 ½, would have a principal cost of $955 per $1,000 of face value.

Duff & Phelps. One of several NRSROs that provide credit ratings on corporate and bank debt issues.

Duration. The weighted average maturity of a security's or portfolio's cash flows, where the present values of the cash flows serve as the weights. The greater the

duration of a security/portfolio, the greater its percentage price volatility with respect to changes in interest rates. Used as a measure of risk and a key tool for managing a portfolio versus a benchmark and for hedging risk. There are also different kinds of duration used for different purposes (e.g. MacAuley Duration, Modified Duration).

Fannie Mae. See "Federal National Mortgage Association."

Fed Money Wire. A computerized communications system that connects the Federal Reserve System with its member banks, certain U. S. Treasury offices, and the Washington D.C. office of the Commodity Credit Corporation. The Fed Money Wire is the book entry system used to transfer cash balances between banks for themselves and for customer accounts.

Fed Securities Wire. A computerized communications system that facilitates book entry transfer of securities between banks, brokers and customer accounts, used primarily for settlement of U.S. Treasury and Federal Agency securities.

Fed. See "Federal Reserve System."

Federal Agency Security. A debt instrument issued by one of the Federal Agencies. Federal Agencies are considered second in credit quality and liquidity only to U.S. Treasuries.

Federal Agency. Government sponsored/owned entity created by the U.S. Congress, generally for the purpose of acting as a financial intermediary by borrowing in the marketplace and directing proceeds to specific areas of the economy considered to otherwise have restricted access to credit markets. The largest Federal Agencies are GNMA, FNMA, FHLMC, FHLB, FFCB, SLMA, and TVA.

Federal Deposit Insurance Corporation (FDIC). Federal agency that insures deposits at commercial banks, currently to a limit of $250,000 per depositor per bank.

Federal Farm Credit Bank (FFCB). One of the large Federal Agencies. A government sponsored enterprise (GSE) system that is a network of cooperatively-owned lending institutions that provides credit services to farmers, agricultural cooperatives and rural utilities. The FFCBs act as financial intermediaries that borrow money in the capital markets and use the proceeds to make loans and provide other assistance to farmers and farm-affiliated businesses. Consists of the consolidated operations of the Banks for

Cooperatives, Federal Intermediate Credit Banks, and Federal Land Banks. Frequent issuer of discount notes, agency notes and callable agency securities. FFCB debt is not an obligation of, nor is it guaranteed by the U.S. government, although it is considered to have minimal credit risk due to its importance to the U.S. financial system and agricultural industry. Also issues notes under its "designated note" program.

Federal Funds (Fed Funds). Funds placed in Federal Reserve Banks by depository institutions in excess of current reserve requirements, and frequently loaned or borrowed on an overnight basis between depository institutions.

Federal Funds Rate (Fed Funds Rate). The interest rate charged by a depository institution lending Federal Funds to another depository institution. The Federal Reserve influences this rate by establishing a "target" Fed Funds rate associated with the Fed's management of monetary policy.

Federal Home Loan Bank System (FHLB). One of the large Federal Agencies. A government sponsored enterprise (GSE) system, consisting of wholesale banks (currently twelve district banks) owned by their member banks, which provides correspondent banking services and credit to various financial institutions, financed by the issuance of securities. The principal purpose of the FHLB is to add liquidity to the mortgage markets. Although FHLB does not directly fund mortgages, it provides a stable supply of credit to thrift institutions that make new mortgage loans. FHLB debt is not an obligation of, nor is it guaranteed by the U.S. government, although it is considered to have minimal credit risk due to its importance to the U.S. financial system and housing market. Frequent issuer of discount notes, agency notes and callable agency securities. Also issues notes under its "global note" and "TAP" programs.

Federal Home Loan Mortgage Corporation (FHLMC or "Freddie Mac"). One of the large Federal Agencies. A government sponsored public corporation (GSE) that provides stability and assistance to the secondary market for home mortgages by purchasing first mortgages and participation interests financed by the sale of debt and guaranteed mortgage backed securities. FHLMC debt is not an obligation of, nor is it guaranteed by the U.S. government, although it is considered to have minimal credit risk due to its importance to the U.S. financial system and housing market. Frequent issuer of discount notes, agency notes, callable agency securities and MBS. Also issues notes under its "reference note" program.

Federal National Mortgage Association (FNMA or "Fannie Mae"). One of the large Federal Agencies. A government sponsored public corporation (GSE) that

provides liquidity to the residential mortgage market by purchasing mortgage loans from lenders, financed by the issuance of debt securities and MBS (pools of mortgages packaged together as a security). FNMA debt is not an obligation of, nor is it guaranteed by the U.S. government, although it is considered to have minimal credit risk due to its importance to the U.S. financial system and housing market. Frequent issuer of discount notes, agency notes, callable agency securities and MBS. Also issues notes under its "benchmark note" program.

Federal Reserve Bank. One of the 12 distinct banks of the Federal Reserve System.

Federal Reserve System (the Fed). The independent central bank system of the United States that establishes and conducts the nation's monetary policy. This is accomplished in three major ways: (1) raising or lowering bank reserve requirements, (2) raising or lowering the target Fed Funds Rate and Discount Rate, and (3) in open market operations by buying and selling government securities. The Federal Reserve System is made up of twelve Federal Reserve District Banks, their branches, and many national and state banks throughout the nation. It is headed by the seven member Board of Governors known as the "Federal Reserve Board" and headed by its Chairman.

Financial Industry Regulatory Authority, Inc (FINRA). A private corporation that acts as a self-regulatory organization (SRO). FINRA is the successor to the National Association of Securities Dealers, Inc. (NASD). Though sometimes mistaken for a government agency, it is a non-governmental organization that performs financial regulation of member brokerage firms and exchange markets. The government also has a regulatory arm for investments, the Securities and Exchange Commission.

Fiscal Agent/Paying Agent. A bank or trust company that acts, under a trust agreement with a corporation or municipality, in the capacity of general treasurer. The agent performs such duties as making coupon payments, paying rents, redeeming bonds, and handling taxes relating to the issuance of bonds.

Fitch Investors Service, Inc. One of several NRSROs that provide credit ratings on corporate and municipal debt issues.

Floating Rate Security (FRN or "floater"). A bond with an interest rate that is adjusted according to changes in an interest rate or index. Differs from variable-rate debt in that the changes to the rate take place immediately when the index changes, rather than on a predetermined schedule. See also "Variable Rate Security."

Freddie Mac. See "Federal Home Loan Mortgage Corporation".

Ginnie Mae. See "Government National Mortgage Association".

Global Notes: Notes designed to qualify for immediate trading in both the domestic U.S. capital market and in foreign markets around the globe. Usually large issues that are sold to investors worldwide and therefore have excellent liquidity. Despite their global sales, global notes sold in the U.S. are typically denominated in U.S. dollars.

Government National Mortgage Association (GNMA or "Ginnie Mae"). One of the large Federal Agencies. Government-owned Federal Agency that acquires, packages, and resells mortgages and mortgage purchase commitments in the form of mortgage-backed securities. Largest issuer of mortgage pass-through securities. GNMA debt is guaranteed by the full faith and credit of the U.S. government (one of the few agencies that is actually full faith and credit of the U.S.).

Government Securities. An obligation of the U.S. government, backed by the full faith and credit of the government. These securities are regarded as the highest quality of investment securities available in the U.S. securities market. See "Treasury Bills, Notes, Bonds, and SLGS."

Government Sponsored Enterprise (GSE). Privately owned entity subject to federal regulation and supervision, created by the U.S. Congress to reduce the cost of capital for certain borrowing sectors of the economy such as students, farmers, and homeowners. GSEs carry the implicit backing of the U.S. Government, but they are not direct obligations of the U.S. Government. For this reason, these securities will offer a yield premium over U.S. Treasuries. Some consider GSEs to be stealth recipients of corporate welfare. Examples of GSEs include: FHLB, FHLMC, FNMA and SLMA.

Government Sponsored Enterprise Security. A security issued by a Government Sponsored Enterprise. Considered Federal Agency Securities.

Index. A compilation of statistical data that tracks changes in the economy or in financial markets.

Interest-Only (IO) STRIP. A security based solely on the interest payments from the bond. After the principal has been repaid, interest payments stop and the

value of the security falls to nothing. Therefore, IOs are considered risky investments. Usually associated with mortgage-backed securities.

Internal Controls. An internal control structure ensures that the assets of the entity are protected from loss, theft, or misuse. The internal control structure is designed to provide reasonable assurance that these objectives are met. The concept of reasonable assurance recognizes that 1) the cost of a control should not exceed the benefits likely to be derived and 2) the valuation of costs and benefits requires estimates and judgments by management. Internal controls should address the following points:

1. **Control of collusion** - Collusion is a situation where two or more employees are working in conjunction to defraud their employer.

2. **Separation of transaction authority from accounting and record keeping** - By separating the person who authorizes or performs the transaction from the people who record or otherwise account for the transaction, a separation of duties is achieved.

3. **Custodial safekeeping** - Securities purchased from any bank or dealer including appropriate collateral (as defined by state law) shall be placed with an independent third party for custodial safekeeping.

4. **Avoidance of physical delivery securities** - Book-entry securities are much easier to transfer and account for since actual delivery of a document never takes place. Delivered securities must be properly safeguarded against loss or destruction. The potential for fraud and loss increases with physically delivered securities.

5. **Clear delegation of authority to subordinate staff members** - Subordinate staff members must have a clear understanding of their authority and responsibilities to avoid improper actions. Clear delegation of authority also preserves the internal control structure that is contingent on the various staff positions and their respective responsibilities.

6. **Written confirmation of transactions for investments and wire transfers** - Due to the potential for error and improprieties arising from telephone and electronic transactions, all transactions should be supported by written communications and approved by the appropriate person. Written communications may be via fax if on letterhead and if the safekeeping institution has a list of authorized signatures.

7. **Development of a wire transfer agreement with the lead bank and third-party custodian** - The designated official should ensure that an agreement will be entered into and will address the following points: controls, security provisions, and responsibilities of each party making and receiving wire transfers.

Inverse Floater. A floating rate security structured in such a way that it reacts inversely to the direction of interest rates. Considered risky as their value moves in the opposite direction of normal fixed-income investments and whose interest rate can fall to zero.

Investment Advisor. A company that provides professional advice managing portfolios, investment recommendations and/or research in exchange for a management fee.

Investment Adviser Act of 1940. Federal legislation that sets the standards by which investment companies, such as mutual funds, are regulated in the areas of advertising, promotion, performance reporting requirements, and securities valuations.

Investment Grade. Bonds considered suitable for preservation of invested capital; bonds rated a minimum of Baa3 by Moody's, BBB- by Standard & Poor's, or BBB- by Fitch. Although "BBB" rated bonds are considered investment grade, most public agencies cannot invest in securities rated below "A."

Liquidity. Relative ease of converting an asset into cash without significant loss of value. Also, a relative measure of cash and near-cash items in a portfolio of assets. Also, a term describing the marketability of a money market security correlating to the narrowness of the spread between the bid and ask prices.

Local Agency Investment Fund (LAIF): A voluntary investment fund open to state and local government entities and certain non-profit organizations in California in which organization pools their funds for investment. LAIF is managed by the State Treasurer's Office.

Long-Term Core Investment Program. Funds that are not needed within a one year period.

Market Value. The fair market value of a security or commodity. The price at which a willing buyer and seller would pay for a security.

Mark-to-market. Adjusting the value of an asset to its market value, reflecting in the process unrealized gains or losses.

Master Repurchase Agreement. A widely accepted standard agreement form published by the Bond Market Association (BMA) that is used to govern and document Repurchase Agreements and protect the interest of parties in a repo transaction.

Maturity Date. Date on which principal payment of a financial obligation is to be paid.

Medium Term Notes (MTN's). Used frequently to refer to corporate notes of medium maturity (5-years and under). Technically, any debt security issued by a corporate or depository institution with a maturity from 1 to 10 years and issued under an MTN shelf registration. Usually issued in smaller issues with varying coupons and maturities, and underwritten by a variety of broker/dealers (as opposed to large corporate deals issued and underwritten all at once in large size and with a fixed coupon and maturity).

Money Market. The market in which short-term debt instruments (bills, commercial paper, bankers' acceptance, etc.) are issued and traded.

Money Market Mutual Fund (MMF). A type of mutual fund that invests solely in money market instruments, such as: U.S. Treasury bills, commercial paper, bankers' acceptances, and repurchase agreements. Money market mutual funds are registered with the SEC under the Investment Company Act of 1940 and are subject "rule 2a-7" which significantly limits average maturity and credit quality of holdings. MMF's are managed to maintain a stable net asset value (NAV) of $1.00. Many MMFs carry ratings by a NRSRO.

Moody's Investors Service. One of several NRSROs that provide credit ratings on corporate and municipal debt issues.

Mortgage Backed Securities (MBS). Mortgage-backed securities represent an ownership interest in a pool of mortgage loans made by financial institutions, such as savings and loans, commercial banks, or mortgage companies, to finance the borrower's purchase of a home or other real estate. The majority of MBS are issued and/or guaranteed by GNMA, FNMA and FHLMC. There are a variety of MBS structures, some of which can be very risky and complicated. All MBS have reinvestment risk as actual principal and interest payments are dependent on the payment of the underlying mortgages which can be prepaid

by mortgage holders to refinance and lower rates or simply because the underlying property was sold.

Mortgage Pass-Through Securities. A pool of residential mortgage loans with the monthly interest and principal distributed to investors on a pro-rata basis. Largest issuer is GNMA.

Municipal Note/Bond. A debt instrument issued by a state or local government unit or public agency. The vast majority of municipals are exempt from state and federal income tax, although some non-qualified issues are taxable.

Mutual Fund. Portfolio of securities professionally managed by a registered investment company that issues shares to investors. Many different types of mutual funds exist (bond, equity, money fund); all except money market funds operate on a variable net asset value (NAV).

Negotiable Certificate of Deposit (Negotiable CD). Large denomination CDs ($100,000 and larger) that are issued in bearer form and can be traded in the secondary market.

Net Asset Value. The market value of one share of an investment company, such as a mutual fund. This figure is calculated by totaling a fund's assets which includes securities, cash, and any accrued earnings, subtracting this from the fund's liabilities and dividing this total by the number of shares outstanding. This is calculated once a day based on the closing price for each security in the fund's portfolio. (See below.)

[(Total assets) - (Liabilities)]/(Number of shares outstanding)

NRSRO. A "Nationally Recognized Statistical Rating Organization." A designated rating organization that the SEC has deemed a strong national presence in the U.S. NRSROs provide credit ratings on corporate and bank debt issues. Only ratings of a NRSRO may be used for the regulatory purposes of rating. Includes Moody's, S&P, Fitch and Duff & Phelps.

Offered Price. See also "Ask Price."

Open Market Operations. Federal Reserve monetary policy tactic entailing the purchase or sale of government securities in the open market by the Federal Reserve System from and to primary dealers in order to influence the money supply, credit conditions, and interest rates.

Par Value. Face value, stated value or maturity value of a security.

Physical Delivery. Delivery of readily available underlying assets at contract maturity.

Portfolio. Collection of securities and investments held by an investor.

Premium. The amount by which a bond or other financial instrument sells above its face value. See also "Discount."

Primary Dealer. Any of a group of designated government securities dealers designated by to the Federal Reserve Bank of New York. Primary dealers can buy and sell government securities directly with the Fed. Primary dealers also submit daily reports of market activity and security positions held to the Fed and are subject to its informal oversight. Primary dealers are considered the largest players in the U.S. Treasury securities market.

Prime Paper. Commercial paper of high quality. Highest rated paper is A-1+/A-1 by S&P and P-1 by Moody's.

Principal. Face value of a financial instrument on which interest accrues. May be less than par value if some principal has been repaid or retired. For a transaction, principal is par value times price and includes any premium or discount.

Prudent Investor Standard. Standard that requires that when investing, reinvesting, purchasing, acquiring, exchanging, selling, or managing public funds, a trustee shall act with care, skill, prudence, and diligence under the circumstances then prevailing, including, but not limited to, the general economic conditions and the anticipated needs of the agency, that a prudent person acting in a like capacity and familiarity with those matters would use in the conduct of funds of a like character and with like aims, to safeguard the principal and maintain the liquidity needs of the agency. More stringent than the "prudent person" standard as it implies a level of knowledge commensurate with the responsibility at hand.

Range Note. A type of structured note that accrues interest daily at a set coupon rate that is tied to an index. Most range notes have two coupon levels; a higher accrual rate for the period the index is within a designated range, the lower accrual rate for the period that the index falls outside the designated range. This lower rate may be zero and may result in zero earnings.

Rate of Return. Amount of income received from an investment, expressed as a percentage of the amount invested.

Realized Gains (Losses). The difference between the sale price of an investment and its book value. Gains/losses are "realized" when the security is actually sold, as compared to "unrealized" gains/losses which are based on current market value. See "Unrealized Gains (Losses)."

Reference Bills: FHLMC's short-term debt program created to supplement its existing discount note program by offering issues from one month through one year, auctioned on a weekly or on an alternating four-week basis (depending upon maturity) offered in sizeable volumes ($1 billion and up) on a cycle of regular, standardized issuance. Globally sponsored and distributed, Reference Bill issues are intended to encourage active trading and market-making and facilitate the development of a term repo market. The program was designed to offer predictable supply, pricing transparency and liquidity, thereby providing alternatives to U.S. Treasury bills. FHLMC's Reference Bills are unsecured general corporate obligations. This program supplements the corporation's existing discount note program. Issues under the Reference program constitute the same credit standing as other FHLMC discount notes; they simply add organization and liquidity to the short-term Agency discount note market.

Reference Notes: FHLMC's intermediate-term debt program with issuances of 2, 3, 5, 10 and 30-year maturities. Initial issuances range from $2 - $6 billion with re-openings ranging $1 - $4 billion.

The notes are high-quality bullet structures securities that pay interest semiannually. Issues under the Reference program constitute the same credit standing as other FHLMC notes; they simply add organization and liquidity to the intermediate- and long-term Agency market.

Repurchase Agreement (Repo). A short-term investment vehicle where an investor agrees to buy securities from a counterparty and simultaneously agrees to resell the securities back to the counterparty at an agreed upon time and for an agreed upon price. The difference between the purchase price and the sale price represents interest earned on the agreement. In effect, it represents a collateralized loan to the investor, where the securities are the collateral. Can be DVP, where securities are delivered to the investor's custodial bank, or "tri-party" where the securities are delivered to a third party intermediary. Any type of security can be used as "collateral," but only some types provide the investor with special bankruptcy protection under the law. Repos should be undertaken

only when an appropriate BMA approved master repurchase agreement is in place.

Reverse Repurchase Agreement (Reverse Repo). A repo from the point of view of the original seller of securities. Used by dealers to finance their inventory of securities by essentially borrowing at short-term rates. Can also be used to leverage a portfolio and in this sense, can be considered risky if used improperly.

Safekeeping. Service offered for a fee, usually by financial institutions, for the holding of securities and other valuables. Safekeeping is a component of custody services.

Secondary Market. Markets for the purchase and sale of any previously issued financial instrument.

Securities Lending. An arrangement between and investor and a custody bank that allows the custody bank to "loan" the investors investment holdings, reinvest the proceeds in permitted investments, and shares any profits with the investor. Should be governed by a securities lending agreement. Can increase the risk of a portfolio in that the investor takes on the default risk on the reinvestment at the discretion of the custodian.

Sinking Fund. A separate accumulation of cash or investments (including earnings on investments) in a fund in accordance with the terms of a trust agreement or indenture, funded by periodic deposits by the issuer (or other entity responsible for debt service), for the purpose of assuring timely availability of moneys for payment of debt service. Usually used in connection with term bonds.

Spread. The difference between the price of a security and similar maturity U.S. Treasury investments, expressed in percentage terms or basis points. A spread can also be the absolute difference in yield between two securities. The securities can be in different markets or within the same securities market between different credits, sectors, or other relevant factors.

Standard & Poor's. One of several NRSROs that provide credit ratings on corporate and municipal debt issues.

STRIPS (Separate Trading of Registered Interest and Principal of Securities). Acronym applied to U.S. Treasury securities that have had their coupons and principal repayments separated into individual zero-coupon Treasury securities.

The same technique and "strips" description can be applied to non-Treasury securities (e.g. FNMA strips).

Structured Notes. Notes that have imbedded into their structure options such as step-up coupons or derivative- based returns.

Supranational Debt. The debt of an international or multi-lateral financial agency used to finance economic and infrastructure development, environmental protection, poverty reduction and renewable energy around the world. Supranational debt is typically rated AAA by most NRSRO's as these entities are well-capitalized, have significant capital commitments from a diverse capital base, conservative lending and risk management practices and strong supervision.

Swap. Trading one asset for another.

TAP Notes: Federal Agency notes issued under the FHLB TAP program. Launched in 6/99 as a refinement to the FHLB bullet bond auction process. In a break from the FHLB's traditional practice of bringing numerous small issues to market with similar maturities, the TAP Issue Program uses the four most common maturities and reopens them up regularly through a competitive auction. These maturities (2, 3, 5 and 10 year) will remain open for the calendar quarter, after which they will be closed and a new series of TAP issues will be opened to replace them. This reduces the number of separate bullet bonds issued, but generates enhanced awareness and liquidity in the marketplace through increased issue size and secondary market volume.

Tennessee Valley Authority (TVA). One of the large Federal Agencies. A wholly owned corporation of the United States government that was established in 1933 to develop the resources of the Tennessee Valley region in order to strengthen the regional and national economy and the national defense. Power operations are separated from non-power operations. TVA securities represent obligations of TVA, payable solely from TVA's net power proceeds, and are neither obligations of nor guaranteed by the United States. TVA is currently authorized to issue debt up to $30 billion. Under this authorization, TVA may also obtain advances from the U.S. Treasury of up to
$150 million. Frequent issuer of discount notes, agency notes and callable agency securities.

Total Return. Investment performance measured over a period of time that includes coupon interest, interest on interest, and both realized and unrealized

gains or losses. Total return includes, therefore, any market value appreciation/depreciation on investments held at period end.

Treasuries. Collective term used to describe debt instruments backed by the U.S. Government and issued through the U.S. Department of the Treasury. Includes Treasury bills, Treasury notes, and Treasury bonds. Also a benchmark term used as a basis by which the yields of non-Treasury securities are compared (e.g., "trading at 50 basis points over Treasuries").

Treasury Bills (T-Bills). Short-term direct obligations of the United States Government issued with an original term of one year or less. Treasury bills are sold at a discount from face value and do not pay interest before maturity. The difference between the purchase price of the bill and the maturity value is the interest earned on the bill. Currently, the U.S. Treasury issues 4-week, 13-week and 26-week T-Bills

Treasury Bonds. Long-term interest-bearing debt securities backed by the U.S. Government and issued with maturities of ten years and longer by the U.S. Department of the Treasury. The Treasury stopped issuing Treasury Bonds in August 2001.

Treasury Notes. Intermediate interest-bearing debt securities backed by the U.S. Government and issued with maturities ranging from one to ten years by the U.S. Department of the Treasury. The Treasury currently issues 2-year, 5-year and 10-year Treasury Notes.

Trustee. A bank designated by an issuer of securities as the custodian of funds and official representative of bondholders. Trustees are appointed to insure compliance with the bond documents and to represent bondholders in enforcing their contract with the issuer.

Uniform Net Capital Rule. SEC regulation 15C3-1 that outlines the minimum net capital ratio (ratio of indebtedness to net liquid capital) of member firms and non-member broker/dealers.

Unrealized Gains (Losses). The difference between the market value of an investment and its book value. Gains/losses are "realized" when the security is actually sold, as compared to "unrealized" gains/losses which are based on current market value. See also "Realized Gains (Losses)."

Variable-Rate Security. A bond that bears interest at a rate that varies over time based on a specified schedule of adjustment (e.g., daily, weekly, monthly, semi-annually or annually). See also "Floating Rate Note."

Weighted Average Maturity (or just "Average Maturity"). The average maturity of all securities and investments of a portfolio, determined by multiplying the par or principal value of each security or investment by its maturity (days or years), summing the products, and dividing the sum by the total principal value of the portfolio. A simple measure of risk of a fixed-income portfolio.

Weighted Average Maturity to Call. The average maturity of all securities and investments of a portfolio, adjusted to substitute the first call date per security for maturity date for those securities with call provisions.

Yield Curve. A graphic depiction of yields on like securities in relation to remaining maturities spread over a time line. The traditional yield curve depicts yields on U.S. Treasuries, although yield curves exist for Federal Agencies and various credit quality corporates as well. Yield curves can be positively sloped (normal) where longer-term investments have higher yields, or "inverted" (uncommon) where longer-term investments have lower yields than shorter ones.

Yield to Call (YTC). Same as "Yield to Maturity," except the return is measured to the first call date rather than the maturity date. Yield to call can be significantly higher or lower than a security's yield to maturity.

Yield to Maturity (YTM). Calculated return on an investment, assuming all cash flows from the security are reinvested at the same original yield. Can be higher or lower than the coupon rate depending on market rates and whether the security was purchased at a premium or discount. There are different conventions for calculating YTM for various types of securities.

Yield. There are numerous methods of yield determination. In this glossary, see also "Current Yield," "Yield Curve," "Yield to Call" and "Yield to Maturity."

Appendix C

Local Agency Investment Fund
Program Description

The Local Agency Investment Fund (LAIF) is a voluntary program created by statute in 1977 as an investment alternative for California's local governments and special districts and it continues today under Treasurer John Chiang's administration. The enabling legislation for the LAIF is Section 16429.1 et seq. of the California Government Code.

This program offers local agencies the opportunity to participate in a major portfolio which invests hundreds of millions of dollars, using the investment expertise of the Treasurer's Office investment staff at no additional cost to the taxpayer.

The LAIF is part of the Pooled Money Investment Account (PIMA). The PMIA began in 1955 and oversight is provided by the Pooled Money Investment Board (PMIB) and an in-house Investment Committee. The PMIB members are the State Treasurer, Director of Finance and State Controller.

The Local Investment Advisory Board (LIAB) provides oversight for LAIF. The Board consists of five members as designated by statute. The Chairman is the State Treasurer or his designated representative. Two members qualified by training and experience in the field of investment or finance, and the State Treasurer appoints two members who are treasurers, finance or fiscal officers or business managers employed by any county, city or local district or municipal corporation of this state. The term of each appointment is two years or at the pleasure of the Treasurer.

All securities are purchased under the authority of Government Code Section 16430 and 16480.4. The State Treasurer's Office takes delivery of all securities purchased on a delivery versus payment basis using a third party custodian. All investments are purchased at market and a market valuation is conducted monthly.

Additionally, the PMIA has Policies, Goals, and Objectives for the portfolio to make certain that our goals of Safety, Liquidity and Yield are not jeopardized, and that prudent management prevails. These policies are formulated by investment staff and reviewed by both the PMIB and the LIAB on an annual basis.

The State Treasurer's Office is audited by the Bureau of State Audits on an annual basis and the resulting opinion is posted to the STO website following its publication. The Bureau of State Audits also has a continuing audit process throughout the year. All investments and LAIF claims are audited on a daily basis by the State Controller's Office as well as an in-house audit process involving three separate divisions.

Under Federal Law, the State of California cannot declare bankruptcy, thereby allowing the Government Code Section 16429.3 to stand. This Section states that "moneys placed with the Treasurer for deposit in the LAIF by cities, counties, special districts, nonprofit corporations, or qualified quasi-governmental agencies shall not be subject to either of the following: (a) transfer or loan pursuant to Sections 16310, 16312, or 16313, or (b) impoundment or seizure by any state official or state agency."

During the 2002 legislative session, California Government Code Section 16429.4 was added to the LAIF's enabling legislation. The Section states that "right of a city, county, city and county, special district, nonprofit corporation, or qualified quasi-governmental agency to withdraw its deposited moneys from the LAIF, upon demand, may not be altered, impaired, or denied in any way, by any state official or state agency based upon the state's failure to adopt a State Budget by July 1 of each new fiscal year."

State Treasurer's Office
Local Agency Investment Fund
P.O. Box 942809
Sacramento, CA 94209-0001
(916)653-3001
http://www.treasurer.ca.gov/pmia-laif